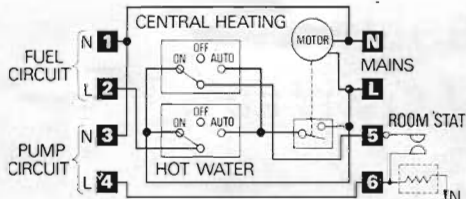
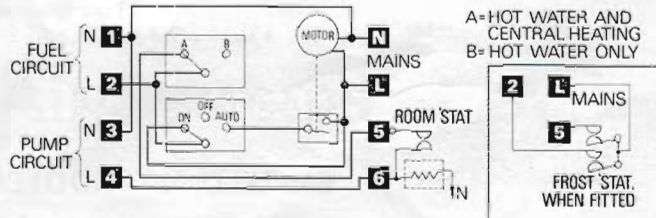
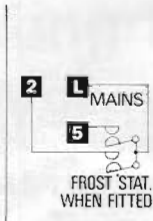


# Wiring Diagrams

All control units are provided with an earthing facility.



† FORM 1

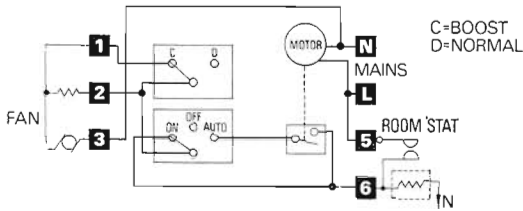


† FORM 4

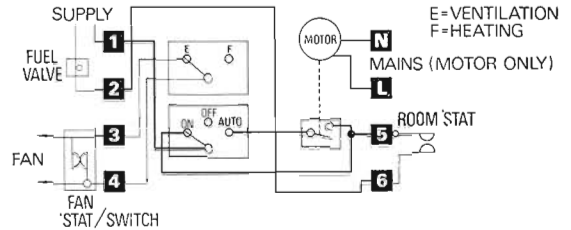
† If a room thermostat is not used, link the appropriate terminals.

*Wiring diagrams continued overleaf*

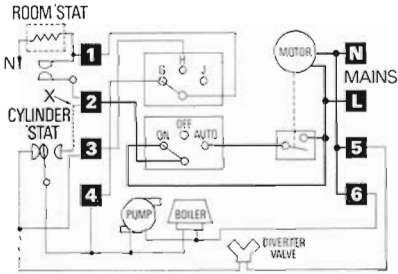
# Wiring Diagrams (Cont.)



† FORM 5



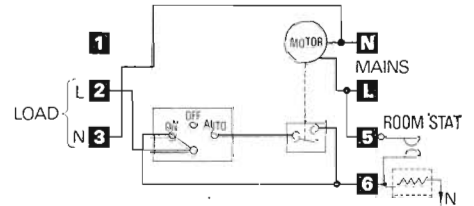
† FORM 6



† FORM 7

G=HOT WATER  
H=CENTRAL HEATING } PRIORITY  
J=HOT WATER ONLY

WIRE X  
FOR CONSTANT HOT  
WATER (NOT TIMED)  
CONNECT WITH  
TERMINAL L INSTEAD  
OF TERMINAL 2



† FORM 8

† If a room thermostat is not used, link the appropriate terminals.