



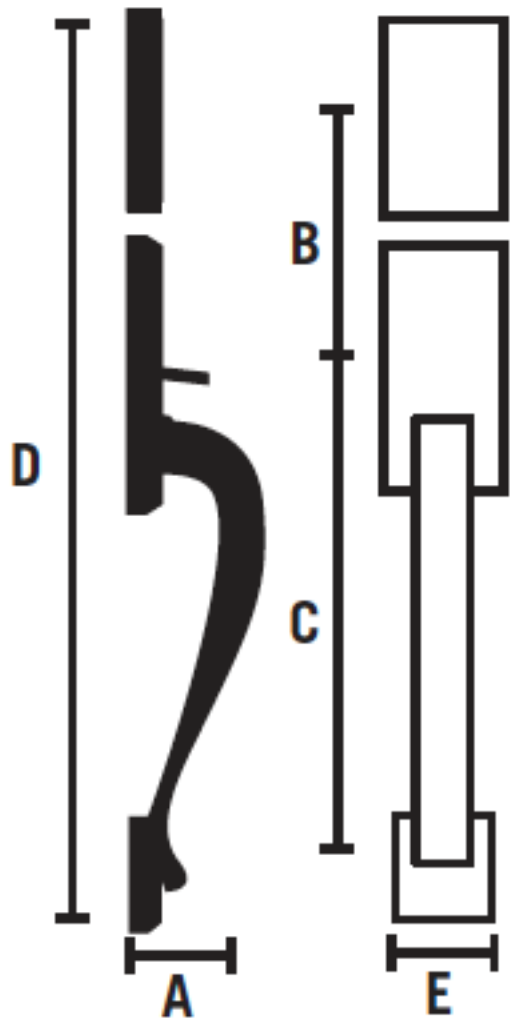
General Specifications

Elegance Collection	Cylinder		Strikes		Faceplates
	Standard	Optional	Deadbolt	Handle	Standard
Handlesets	5 Pin Weslock Keyway	5 Pin Schlage C or Kwikset Keyway	2-1/4" full lip and 1" x 2-1/4", Radius & Square	2-1/4" full lip, Radius & Square	1" x 2-1/4", Removable Radius Square
Knobs	5 Pin Weslock Keyway	5 Pin Schlage C or Kwikset Keyway	2-1/4" full lip, Radius & Square		1" x 2-1/4", Removable Radius Square
Levers	5 Pin Weslock Keyway	5 Pin Schlage C or Kwikset Keyway	2-1/4" full lip, Radius & Square		1" x 2-1/4", Removable Radius Square
Deadbolts	5 Pin Weslock Keyway	5 Pin Schlage C or Kwikset Keyway	1" x 2-1/4", Radius & Square		1" x 2-1/4", Removable Radius Square

Entry Handles

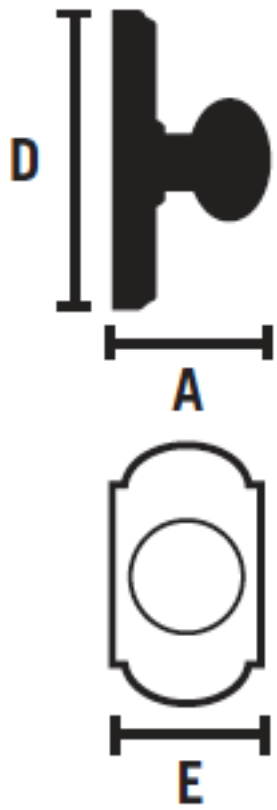
Model	A	B	C	D	E
Mansion™	3"	5-1/2"	9-1/4"	18-1/2"	2-11/16"

Philbrook	2-3/4"	5-1/2"	9-1/4"	18-3/4"	2-3/4"
Woodward I	2-3/4"	5-1/2"	9-1/4"	18-1/4"	2-3/4"
Woodward II	2-3/4"	5-1/2"	9-1/4"	18-3/4"	2-3/4"
Stanford	2-3/4"	5-1/2"	9-1/4"	18-1/2"	2-15/16"



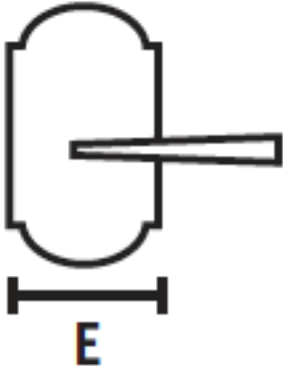
Knobs

Model	A	B	C	D	E
Impresa	2-1/4"	`	`	5"	2-1/2"
Julienne™	2-1/2"	`	`	5"	2-1/2"



Levers

Model	A	B	C	D	E
Bordeáu™ Handed Leverset	2"	`	`	5"	2-1/2"
Legacy Non- Handed Leverset	2-1/2"	`	`	5"	2-1/2"
Urbana Non- Handed Leverset	2-3/8"	`	`	5"	2-1/2"
Utica Non- Handed Leverset	2-1/4"	`	`	5"	2-1/2"



Deadbolts

Model			A	B	C	D	E
Premiere	Single Cylinder	Interior	1-3/4"	`	`	3-7/8"	2-3/4"
		Exterior	7/8"	`	`	3-7/8"	2-3/4"
	Double Cylinder	Interior	7/8"	`	`	3-7/8"	2-3/4"
		Exterior	7/8"	`	`	3-7/8"	2-3/4"
Oval	Single Cylinder	Interior	1-3/4"	`	`	3-7/8"	2-1/2"
		Exterior	7/8"	`	`	3-7/8"	2-1/2"
	Double Cylinder	Interior	7/8"	`	`	3-7/8"	2-1/2"
		Exterior	7/8"	`	`	3-7/8"	2-1/2"
Woodward	Single Cylinder	Interior	1-3/4"	`	`	3-7/8"	2-3/4"
		Exterior	7/8"	`	`	3-7/8"	2-3/4"
	Double Cylinder	Interior	7/8"	`	`	3-7/8"	2-3/4"
		Exterior	7/8"	`	`	3-7/8"	2-3/4"



-
- A - Projection from Door
 - B - Center to Center
 - C - Footscrew
 - D - Full Length
 - E - Width of Rose (Escutcheon Plate)

ABOUT US

About Weslock In 1932, the Hilgren Family founded Weslock in California. Weslock was later merged with Western Lock Sales to form Weslock Lock Manufacturing. Weslock had always operated as a family owned business until 1960, when the company was sold to Tool Research Engineering. It was at this point that Weslock's corporate owned phase began. During this phase, various large corporate owned companies such as ALCOA, Nalcor, Macklandburg-Duncan and Weslock Brand Company managed Weslock. Manufacturing operations were U.S. based until mid-1998 when Weslock Brand moved manufacturing operations to Mexico in order to be more competitive with other U.S. lock companies. [Click Here To Read More \(http://weslock.com/company-history/\)](http://weslock.com/company-history/)



MAILING LIST

If you are a human and are seeing this field, please leave it blank.

Enter your email to receive important information on Weslock products and warranties.

SIGN UP

[HOME \(HTTP://WESLOCK.COM/\)](http://WESLOCK.COM/) [ABOUT & WHY \(HTTP://WESLOCK.COM/PAGES/ABOUT-US/\)](http://WESLOCK.COM/PAGES/ABOUT-US/)

[CONTACT \(HTTP://WESLOCK.COM/CONTACT-US/\)](http://WESLOCK.COM/CONTACT-US/)

Copyright 2016© WESLOCK