

**We have been steadfast in our aim
to achieve this degree of usability.**



Weighing/Wrapping/Labeling Machine

WM-4000

SPECIFICATIONS

Environmental Conditions

- Temperature range: 5°C - 35°C
- Operating humidity: 20% - 85% (Non condensing)

Basic Specifications

- Wrap weight: 0.04kg - 3kg
- Max. weight: 0.04kg - 15kg
- Power supply (Oceania): 3-phase circuit, AC400V±10% 50/60Hz
- Power supply (S. Africa): 3-phase circuit, AC380V±10% 50/60Hz
- Total height (Oceania): Max. 1830mm (Display part excluded)
- Total height (S. Africa): Max. 1755mm (Display part excluded)
- Machine weight: 430kg or less (Standard WM-4000 type)

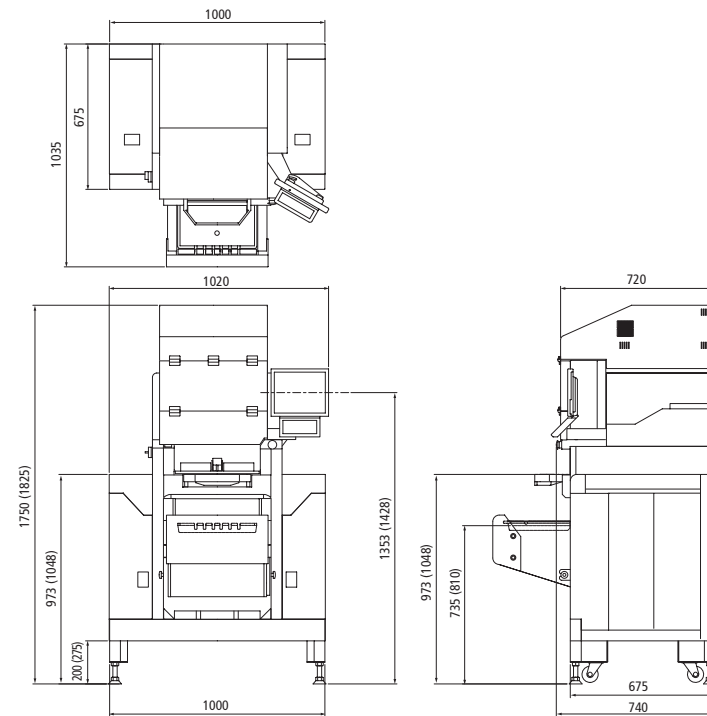
Wrapping Unit

- Wrapping speed: Max. 35 packs / min.
- Wrapping size: Width 95 - 360mm
Depth 80 - 250mm
Height 10 - 130mm (Tray height: Max. 50mm)
- Film width: 250mm - 500mm
- Film roll length: 1000m
- Film type: Polyolefine / Polyvinyl chloride

Printer/Applicator

- Label width: 47mm - 80mm
- Label length: 45mm - 105mm
- Label direction: Vertical / Horizontal

DIMENSIONS unit: mm



Note: The dimension in () indicates the Oceania specification.

WM-4000 SERIES



WM-4000-J

WM-4000-B
+ PS-EMZ (Infeed conveyor)

WM-4000-B

IP-EMZ

Easy to Operate

Improved Functionality

Ergonomic Design



Design and specifications are subject to change without notice.



ISHIDA CO., LTD.

44SANN0-CHO, SHOG0IN, SAKYO-KU
KYOTO, 606-8392 JAPAN
PHONE : 81-75-771-4141
FACSIMILE: 81-75-751-1634
URL: <http://www.ishidajapan.com>

Promising safety, security, reliability and operator comfort.

The most advanced equipment with functions to meet the needs of each user.

The WM-4000 is the result of thorough analysis of different working environments, operation processes, operator ergonomics and flow lines. Our design gives priority to the operation process thereby minimizing the burden on the operator while efficiently performing various operations.

User-friendly design concept to streamline operation at the work site.

In order to be familiar with the needs of our customers, we thoroughly examined such operational site data as type of business, divisions, intended purposes and production volume. The result is a customized system designed by the customer to meet their individual function-oriented needs.

The WM-4000 offers an ideal operator posture.

The label issuing chute is positioned at the same height as the discharge unit allowing operators to maintain posture during operation. A spacious in-feed unit and film sealing unit that activates while the commodity is fed allows the operator to perform commodity in-feeding and removal while maintaining a natural posture.

Safety Cover for Discharge Unit

In order to protect operators from an accident or injury, the mechanisms and software have been designed in accordance with our safety-assurance concept. The safety cover is installed on the discharge unit to prevent accidental hand or finger insertion.

Controlled Commodity Supply

Commodities are delivered in three sequential speeds (slow, quick, slow). These can be controlled by three variable speed settings to prevent stacked items from toppling or liquid commodities from spilling.

Free Arm Labeling (Automatic Labeling Type)


A label is pasted on the tray by the free arm in any location (top, bottom, left, right, vertically or horizontally). Additionally, the free arm is designed to provide delicate and reliable labeling through the use of a built-in sensor that senses the pressure at the leading edge of the label to prevent unnecessary impact with the film and commodity.

10.4-inch Color LCD Touch Panel

Simple and reliable key operation is assured with the large and easy-to-see 10.4-inch color LCD touch panel combined with easy-to-use stroke keys. Various commodity information is displayed such as place of origin and storage temperature. Simplified operation provides helpful messages assisting all levels of operator experience.


Printer Sliding & Automatic Film Setting Methods

Both label roll and film roll loading can be performed by accessing the front of the machine eliminating space requirements at either side of the wrapper. The label roll holder is accommodated on a sliding chassis which can be fully extended for loading. For film setting, simply hung the film edge on the supplied hook and the film is automatically set in the machine.



Automatic Film Changing (Two Film Roll Type) & Pre-stretching

Two-film roll type can have large and small film rolls that can be loaded in both sides of the main body and the correct film size is automatically selected for wrapping. A built-in sensor detects tray width and automatically changes the wrapping conditions eliminating troublesome settings for commodities of different sizes. The pre-stretching function makes for a beautiful finish while reducing costs. Film layers are welded firmly by the impulse heater ensuring a firm seal. Each film roll can be replaced from the front of the machine using the rotary film holder. The film cover keeps the loaded film free from dirt or dust.



Detachable and Washable In-feed Table and Lifts

Cleaning is made easier and total cleanliness is assured. The entire exterior body is crafted from stainless steel offering rust-resistance and outstanding cleanliness and durability. In-feed table and lifts are detachable and washable. The floor can easily be swept and cleaned due to the wide floor space reserved in front of the main body.



Automatic Tray Identification & Centering

The CCD camera automatically identifies the tray as soon as it is placed on the in-feed table. Wrapping conditions and tare weight are set automatically and any fluctuation in commodity tray placement is corrected by the centering conveyor.

