



cocoknits.com

Sweater Care Kit

The Sweater Care Kit by cocoknits provides you with everything you need to block and wash both hand-knit and store-bought fine washables.

Kit includes two fine mesh, zippered laundry bags, one large absorbent towel, one absorbent grid towel, one mesh pop-up dryer and a bottle of unscented Eucalan wash.




cocoknits.com

Please check the yarn or knitwear manufacturer label to determine if hand washing is recommended.

If machine washing on “hand-wash” or “wool” cycle is allowed, fold your knitted piece and zip into either the large or the small mesh bag.

Add 1-2 tablespoons of Eucalan to the wash. If washing by hand, soak knitwear in a teaspoon of Eucalan per gallon of tepid water per instructions on Eucalan bottle or website.

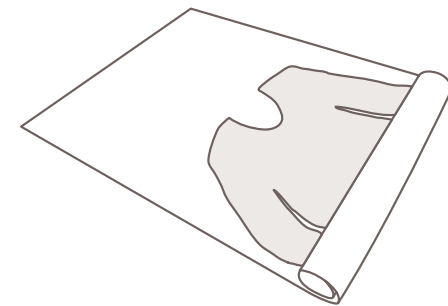


Step 1



cocoknits.com

Do not wring, but gently squeeze excess moisture from knitted piece. Lay piece out on the Large Absorbent Towel and roll it in the towel. If blocking/washing a small piece, fold the towel in half before placing the piece upon it, then roll. Kneel or step barefoot on the rolled towel to remove as much moisture as possible.

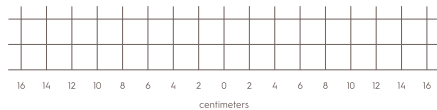


Step 2



cocoknits.com

Lay washed piece out on the Absorbent Grid towel and shape to size using either the inches or metric grid. If you own Knitter's Block by cocoknits, lay the grid towel on top of your Knitter's Block and pin the piece if desired. Knitter's Block will also protect surfaces from moisture. If using the Grid Towel alone, please note that moisture may seep through to the surface below. Allow piece to dry until damp.



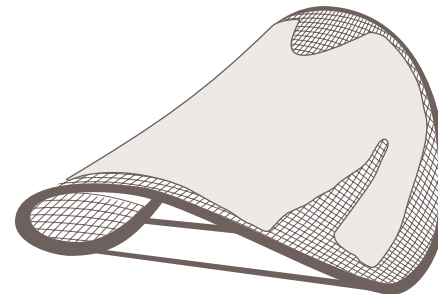
Step 3



cocoknits.com

Gently slide the flat Pop-Up Dryer between your damp knitwear and the grid towel, then buckle the straps so your knitwear can dry on the underside without having to flip it over. Tighten or loosen the buckles to adjust height of pop-up dryer.

Thoroughly dry all pieces of your Sweater Care Kit before storing them in the jute bag.



Step 4