



# ETHERA GOLD

VOCAL EDITION

A KONTAK POWERED VIRTUAL INSTRUMENT  
KONTAKT 6 OMEGED AIRTUAL INSTRUMENTS

2.5

5.2

**CREDITS**

**Produced & Designed By**

Stefano Maccarelli

**Vocals**

Clara Sorace

Daniele D'Andrassi

**Script Programming**

Stefano Maccarelli, Luca Capozzi, Davide Magni

**Sampling, Editing, GUI & GFX**

Stefano Maccarelli

**Sound Design**

Stefano Maccarelli

# 1 - Welcome to ETHERA GOLD 2.5 Vocal Edition

Zero-G/Xfonic proudly present Ethera Gold 2.5 Vocal Edition

The Ethera Collection consists of: Ethera 2.0, Ethera Soul Edition, Ethera Soundscapes 2.01 and Ethera EVI 2.0. If you already own some, or all, of the earlier Ethera titles then Ethera Gold 2.5 Vocal Edition will be a powerful add-on Ethera Collection. If you are new to Ethera, you will find Ethera Gold 2.5 to be an awesome new instrument to assist and enhance your music-making creativity and it also will give you access to a possible Cross-Grade Coupon to buy the other Ethera Libraries.



Ethera Gold 2.5 Vocal Edition is a special version of Ethera Gold 2.5.

This edition contains only The Vocal Instruments

The vocal instruments included with Ethera Gold 2.5 use the magnificent vocals of Clara Sorace and Daniele D'Andrassi. Clara has sung with many of the greatest soundtrack and video games composers and trailer music creators. Her voice is a thrilling blend of soul, cinematic, epic and emotionality with the charm of latin flair. Daniele is an amazing male vocalist with a powerful vocal timbre.

## About the Producer

Ethera Gold 2.5 was created by Stefano Maccarelli, an Award-Winning Sound Designer & Composer with over 23 years' experience in the audio industry, film music, sound design & audio postproduction. Stefano has scored or licensed music & sound design for ad campaigns and TV Shows of many leading broadcasting brands such as Fox, National Geographic, Sky, A&T Networks, Fox Sports, Disney and Marvel.




## About the Vocalists

**Clara Sorace** is a vocalist & recording artist from Italy who is based in Rome. She studied piano and singing for over 12 Years. She has participated in various competitions and festivals including the San Remo Academy of Song where she reached the final. Clara has extensive experience of musical production and vocal arrangements, which has enabled her to widen her stylistic versatility and range so that she can switch easily from Soul & Pop to Cinematic and Epic Music. Her vocals have been used in many international musical works, international trailers, TV Shows, Video Games like Assassin's Creed Valhalla by Ubisoft, and many Cinematic Music Albums.



**Daniele D'Andrassi** is an Italian singer and performer who was born in Rome. He attended the S. Cecilia conservatory of music, graduating in opera singing. He studied song writing at CET (School of Mogol) and pop singing in Milan. His passion for RnB and pop music reflects his professional vision as a multifaceted artist. Daniele is a mix of classical and modern music and his versatile voice makes him able to span various genres, according to his diverse musical influences.



## 2 - What's Included

Ethera Gold 2.5 Vocal Edition includes:

- 11 multi-sampled Kontakt Instruments
- Approximately 13 GB of 24 bit, 48KHz samples
- The Brand New Epic Vocal True Legato MALE & FEMALE - 4 Gb of multi-sampled and chromatic vocal true legato - up to 3 articulations controlled by Midi-Velocity and 4 Round Robin Sustains.
- Custom Convolution Reverb
- Over 1800 inspiring vocal phrases organised by Key - Style- BPM - delivered also in open wav format so you can easily drag & drop them into your DAW.
- 1 Hybrid Vocal Synth
- Arpeggiator
- FX Rack
- Wavetable Synth with Sample Grain and Real-Time Stretching
- Over 130 Snapshot Presets

***! PLEASE REMEMBER TO INSTALL THE SNAPSHOT PRESETS!***

# System Requirements

## Minimum System Requirements

- Intel dual core i5 (or equivalent) processor, running at 2.7 GHz (or above)
- 8 GB of RAM or more
- Mac OSX 10.12 or above - Windows 7,8,10 with ASIO sound drivers
- 7200 RPM or faster hard drive for sample streaming
- The Full Version of Native Instruments KONTAKT 6.4.2 or above

## System Requirements for the Best Performance

- Intel i7 (or i9), or AMD running at a minimum of 3.5 GHz - 6 / 8 cores
- 32/64 GB of RAM or more
- MAC OSX 10.12 or above - Windows 10 with ASIO sound drivers.
- SSD (Solid State Drive) for sample streaming
- The Full Version of Native Instruments KONTAKT 6.4.2 or above

**Nb: Ethera Gold 2.5 requires the FULL version of Kontakt 6.4.2 or higher - it will not work with the FREE Kontakt Player. The Kontakt Player will load and play Ethera Gold 2.5 for 15 minutes - in Demo Mode.**



### 3 - How to Install Ethers Gold 2.5

#### ## INSTALLING THE KONTAKT FILES ##

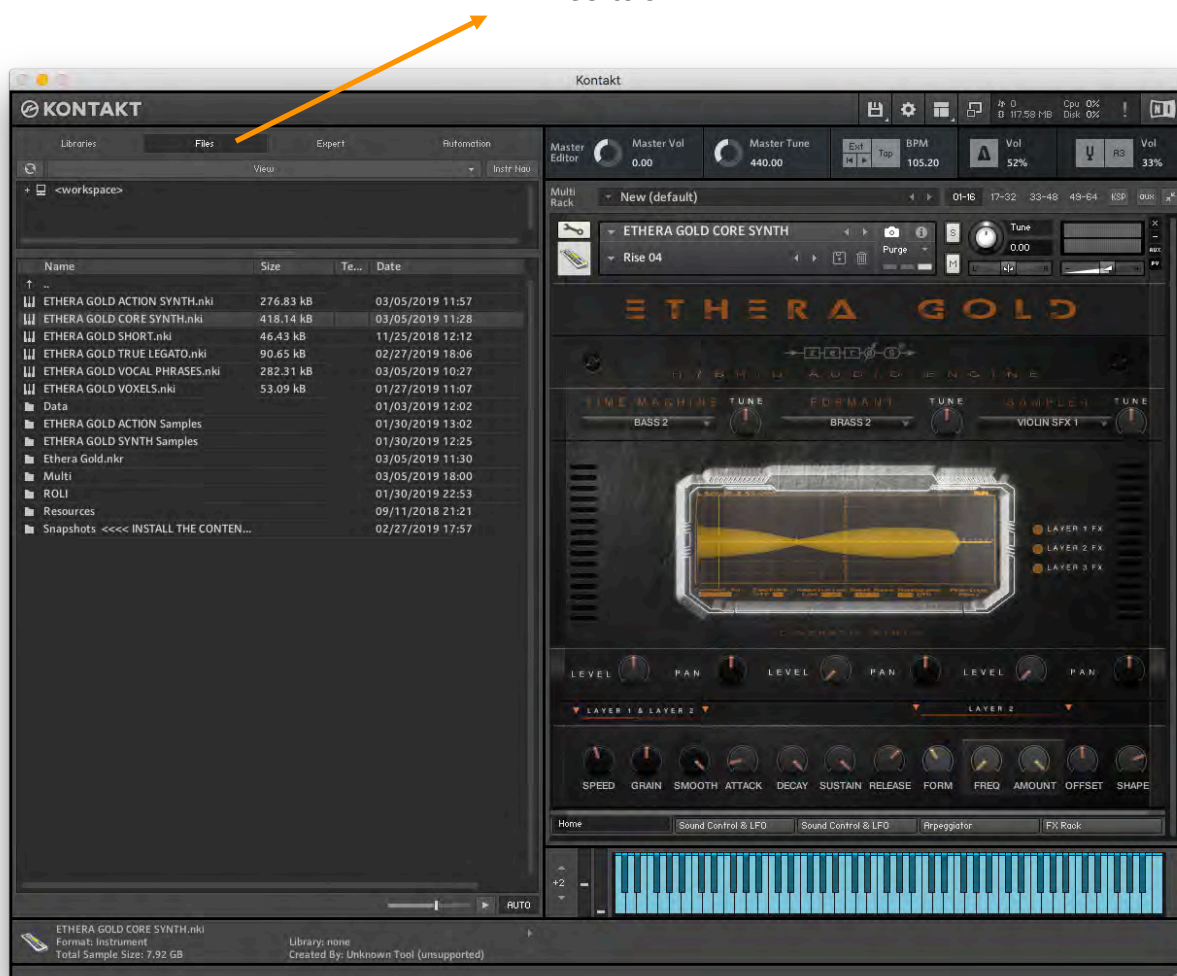
This title contains Kontakt Formatted files which can be accessed from the Files tab within the full version of Kontakt 6.4.2. As stated on the product page, Kontakt files will only run in demo mode in the free Kontakt Player.

From within Kontakt, can you please ensure you are on the Files tab, and not the Libraries tab, and use the browser to locate your chosen install path.

Now with the product folder in the bottom of the two left windows, navigate through the folder and there will be Kontakt instrument files (.nki) which you can double-click to load into Kontakt.

Going back and forth between the library and files tab can slow down workflow, therefore Native Instruments included a handy Quick-Load feature within Kontakt. By setting up the Quick-Load feature you can customize the layout and access all your Kontakt formatted files and libraries in one location.

*Files tab*



## Quick Load

The best way to organize the Ethers Libraries is to use the Quick Load function. Please read the Kontakt Manual for more information about using Quick Load.



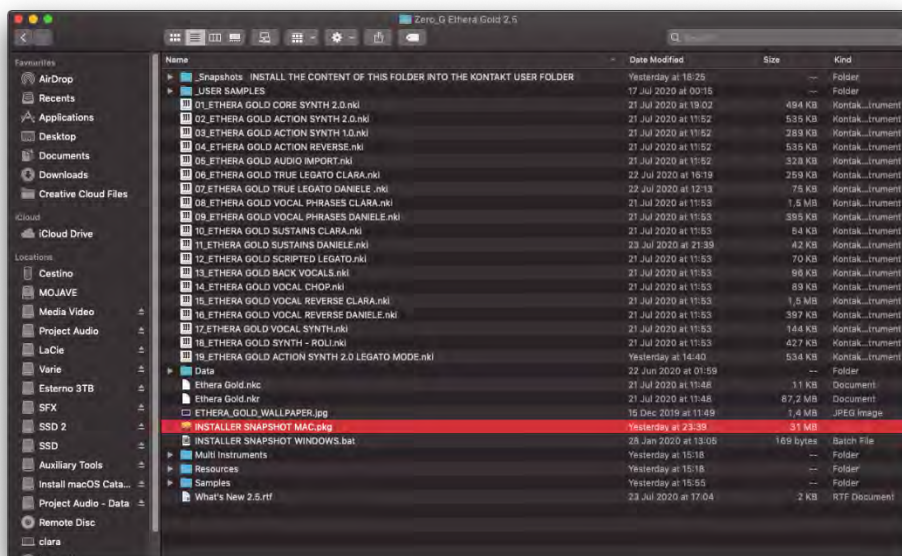
## ## INSTALLING SNAPSHOT PRESETS ##

The snapshots system requires careful following of the INSTALLATION instructions below. You will need to manually copy a folder of the snapshot presets to your system drive's Kontakt folder in order to access the supplied presets, or you can use the **Auto Installer** for Windows 10 or Mac OS.

The System Snapshot Presets path is:

**System Drive/Users/<your username>/Documents/Native Instruments/User Content/Kontakt/**

To install the new Snapshot Presets with the installer please click on:


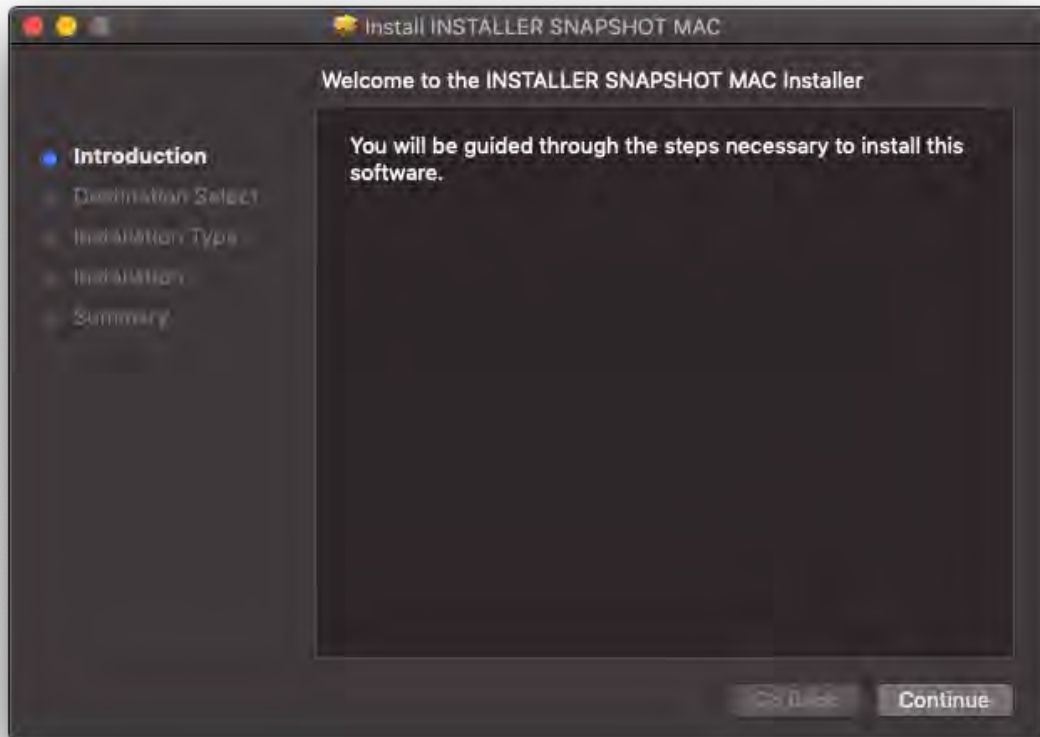


**Installer  
Snapshot  
Windows.bat  
or  
Installer  
Snapshot  
Mac.pkg**

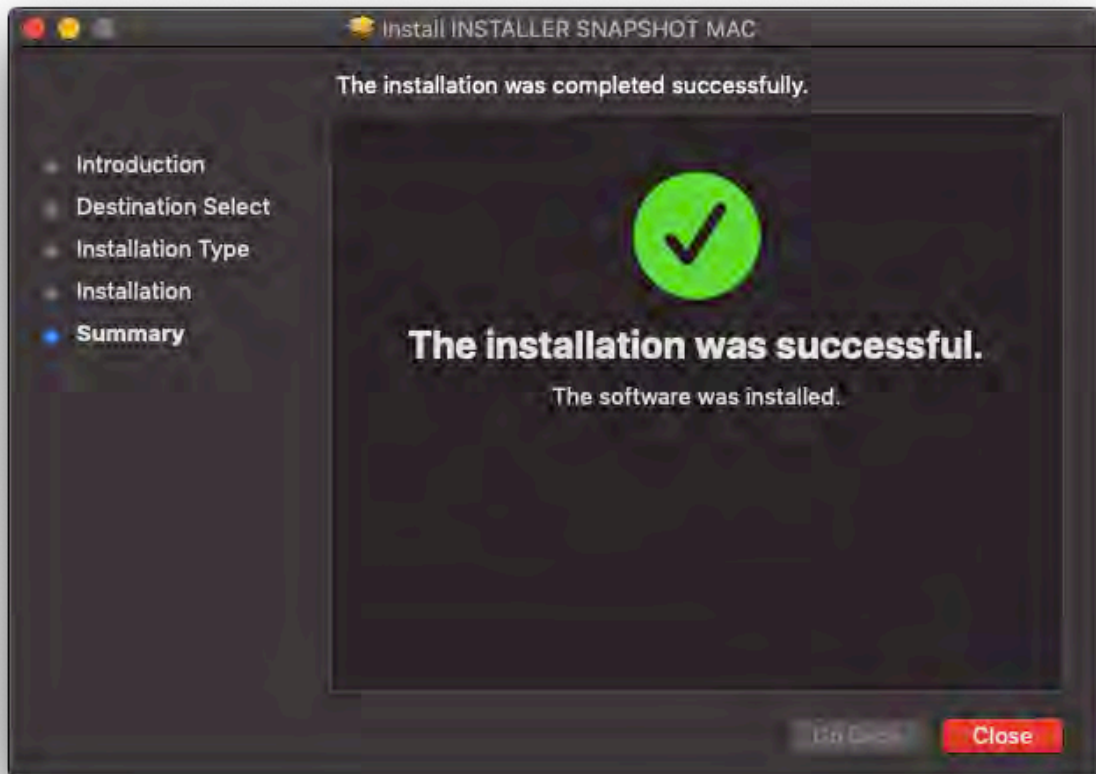


**Windows users: click on the Windows Snapshot Installer and wait for the installation ( If you are using Microsoft DRIVE ONE, please deactivate it in order to achieve a successful installation).**

**Mac Users: double-click on the Installer Snapshot Mac.pkg to install the snapshot Presets.**



Now click Continue...

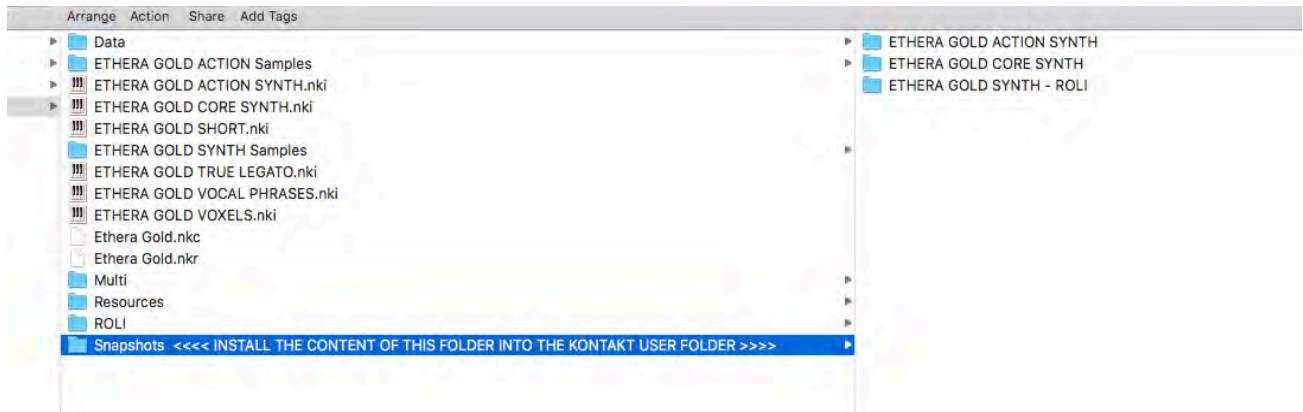


## SNAPSHOT PRESETS MANUAL INSTALLATION:

If you have problem with the Snapshot Presets Installer, you can install the snapshot Presets manually.

In order to do this the first step is to install the whole library to your preferred Kontakt files location.

Then you need to install the snapshot Presets. Instructions below:



You must manually copy the Ethera Gold folders which are inside the folder named "Snapshots <<<< INSTALL THE CONTENT OF THIS FOLDER INTO THE KONTAKT USER FOLDER >>>>" to the "Kontakt" directory found on your system drive:

LOCATION OF THE SNAPSHOTS (PRESETS) FOLDER ON YOUR SYSTEM DRIVE:

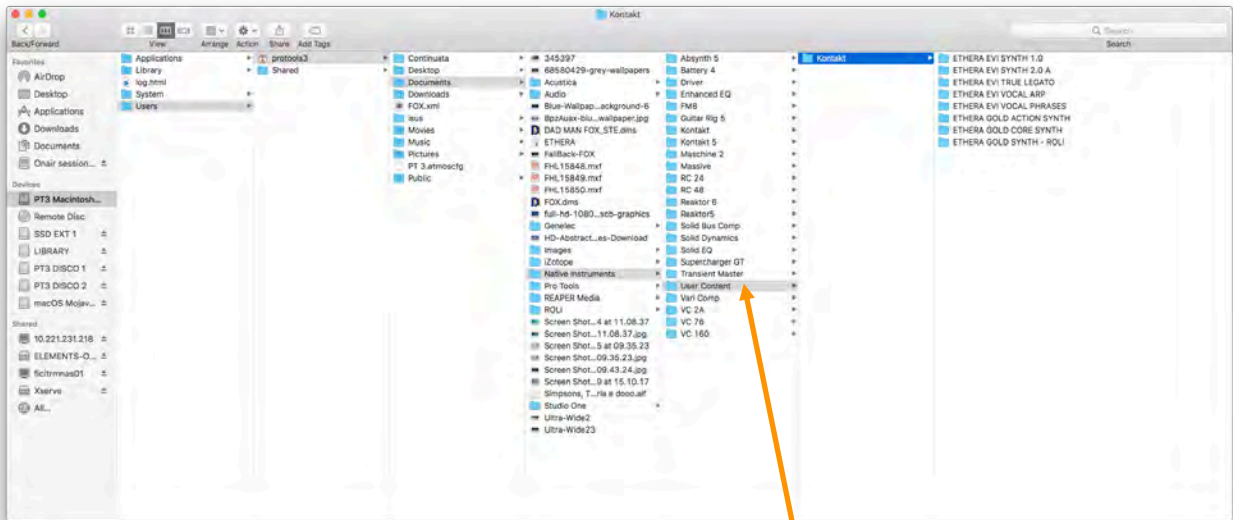
Mac OS Snapshot Folder:

**System Drive/Users/<your username>/Documents/Native Instruments/User Content/Kontakt/**

PC Snapshot Folder:

**C:\Users\<your username>\Documents\Native Instruments\User Content\Kontakt\**

Once in the correct place your snapshots folder should look like this:



**Note that they must be in the .../User Content/Kontakt/ folder NOT in the Kontakt 5 or Kontakt folder outside of the User Content folder.**

**If you do not have a User Content folder, please create your own /User Content/Kontakt/ inside the Native Instruments folder with EXACTLY this naming and Title Case letters.**

Once you have copied the three Snapshots Ethera Gold folders to your system drive's "Kontakt" folder, the presets will become accessible from the Ethera Gold MAIN page.



## 4 - An Overview of the Instruments

- **Ethera Gold True Legato 2.5** is an instrument that utilizes playback 'true legato' intervals when playing connected (legato) notes for every interval up to an octave in either direction or sustain layers that playback when not playing in legato mode. This new Epic True Legato is based on Clara's powerful Epic Vocal, and Daniele's Vocal. We have sampled each interval chromatically. There is no artificial pitching effect only a genuine human voice for up 3.5 octaves of actual vocal range. Every interval contains up to 3 sample articulations which you can control by Midi-Velocity. There is also a Scripted Legato Instrument with 4 additional articulations.
- **Ethera Gold Vocal Phrases** is an instrument that plays back real vocal improvisations. The authentic "soul" of the singer. It contains over 1600 phrases in different styles, keys and BPM. Using the powerful Kontakt Engine, you can change the original BPM using the Time Mode function.
- **Ethera Gold Sustains** contains polyphonic, single, long syllable vocal notes that are useful to create vocal textures or backing vocals.
- **Ethera Gold Builder** contains polyphonic single-shot syllable vocal samples that are useful to create arpeggios or short vocal sequences.
- **Ethera Vocal Synth** is a Hybrid Instrument with 3 Layers. Layer 2 is a wavetable engine. Vocal Synth is a powerful instrument to create vocal textures, arpeggiators and wavetable sounds.



In the following pages we will go through each Kontakt instrument in more depth...

## 7 - Ethers Gold True Legato 2.5

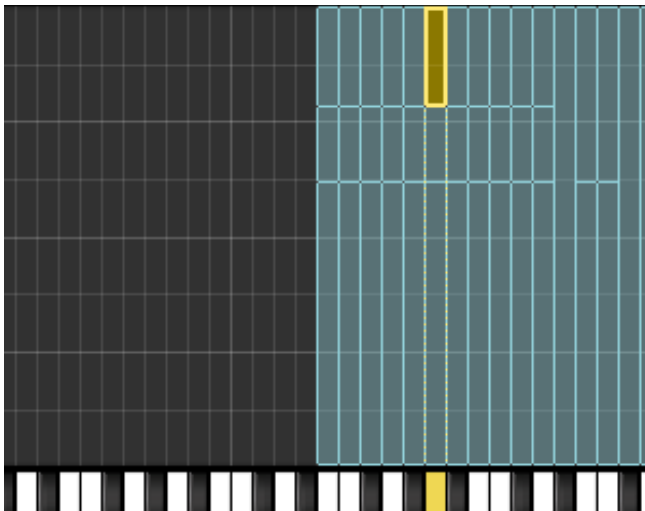
With Ethers Soundscapes and Ethers EVI we developed the “Emotive True Legato”. An awesome solo Vocal True Legato which is perfect to create emotional vocals with slow melodies or medium tempos and with many phonemes (Ah, Oh, Close Oh etc). Developing a True Legato as we have for the Ethers Series requires a lot of work and uses many, many samples. We have sampled each interval in up to 3 different styles so that the user can choose, using MIDI-velocity, which legato interval is preferable for a situation. For example, softer or louder, with an ethnic ornament or with a more epic sound. Even though Emotive True Legato is amazing, it may not be perfect for every musical need, for example, when it is necessary to have a loud and powerful voice. So we are proud to introduce to you the brand-new **EPIC TRUE LEGATO!**



NB: The Epic True Legato has approximately 150/200ms of latency

Built using the clear, powerful voices that are Clara's Vocal and Daniele's Vocal, we have chromatically sampled every interval and sustain. It has been an

exceptionally long process, but we think that the result has been worthwhile. No artefacts, no fake-pitch, only a real voice at your fingertips. Again, as for Ethera EVI and Soundscapes, many intervals have been recorded as many as 3 times thus, using midi-velocity, you can select the most appropriate articulation for the situation. For example, if you play the interval from C3 to A3 with a midi-velocity between 1 to 79 you will trigger a normal legato. If you play with a midi-velocity between 80 to 100 you will trigger a legato transition with a pleasing "vocal effect" that can be especially useful in Epic Music. Finally, if you play with a midi-velocity between 101 and 127 you will trigger a special legato interval, in this case with a "Crescendo".



In the picture below you can see how the different articulations are mapped.

This structure is the same for almost all the intervals, but with some interesting differences for some intervals. We therefore suggest that you experiment with the different midi-melocity values. Again, the sustains also have up to 3 layers each. The first is usually between 1 and 87, the second is from 88 to 111, and the last is from 111 to 127. The Sustains have 4 Round Robins each.

In comparison to Emotive True Legato, Epic True Legato allows you to play faster melodies with an amazing EPIC sound!

#### Important advice for optimal results:

To improve the legato smoothness there is approximately 200ms of latency. Male True Legato has 200ms of latency, Female True Legato has about 150ms. So, when you edit your midi part, to make sure that you have the midi event perfectly on the grid, please use the Off-Set Delay parameter of your DAW, set it to about:

-200 ms or -150 ms depending on the voice used.

Remember: You are playing a Human Voice. Not a Violin, or a Synth Lead.

Also remember to leave pauses between phrases as this is important to create the impression of the singer breathing.

Epic True Legato has only a few controls.

**Attack:** sets the attack time of the sustains.

**Offset:** sets the latency of the legato. Usually the default setting works fine, although in some case it can be useful change this value to have a faster legato, or to avoid the latency during the live playback.

**Vol:** controls the intensity.

**Legato Switch:** lets you turn off the legato so that you can play a chord with the sustain samples.

**Release:** for some intervals this sets a 'breath' effect on the release notes.

## 8 - Ethers Gold Vocal Phrases

Sampling the Human Voice is a great challenge. With our Emotive True Legato and Epic True Legato, we believe that we offer you the best and most realistic Vocal Instrument on the market. However, the Human Voice is complex and so for this reason the Vocal Phrases Instrument is particularly important. The Vocal Phrases Instrument supplies you with hundreds of fantastic ready-to-use vocal performances. Imagine, you are composing the music for a Blockbuster Trailer, or a Video Game and you instantly need a voice with a great character that will fit perfectly with your music. Well, this instrument is for you! Or if you need some inspiration for your composition then this instrument can be the starting point to build your music around. It contains over 1600 ready-to-use Vocal Phrases, from Dramatic to Epic, from Ethereal to Modern, all organised by BPM and KEY.





With the Drop-Down Menu you can select the Vocal Phrase.

As you can see, the Keyboard is mapped with different colours. Each colour may indicate a different suggestion or sample content. The samples are chromatically mapped.



**RED KEYS:** In this range there are vocal phrases that can be useful for starting your vocal sequence.

**YELLOW KEYS:** This range contains vocal phrases which have a melodic evolution, which can be useful for the main theme or for variations.


**GREEN KEYS:** In this range there are vocal phrases which sound good as endings.

**PURPLE KEYS:** In this range there are vocal phrases with Latin or English Words.



Each vocal phrase comes in many different tempos: 90bpm, 110bpm and 130bpm, etc. If you need to change the native tempo of a selected vocal phrase you can use the Time Mode. We suggest using only a small tempo change to maintain the quality of the original sample. For example, from 110bpm to 115bpm or from 130bpm to 125bpm etc. Using Time Mode, the vocal phrase will be synced to the tempo of the DAW Host.

Another great feature of the Vocal Phrases Instrument is the Legato Mode.



The legato mode allows you to glue together different parts of two separate vocal phrases.




With OFFSET 1 and OFFSET 2 you can set the starting point of each vocal phrase. OFFSET 1 for the first vocal phrase and OFFSET 2 for the second vocal phrase.




To create the legato, you must overlap two adjoining notes in your DAW sequence.


In Time Mode you can select two different engines. SYNC HOST and SYNC TM.



In SYNC HOST the vocal phrase will be synced to the DAW Host Tempo.



In SYNC TM the STRETCH knob will be available. This allows you to change, in real-time, the length of the vocal phrases. You can assign an External Midi Control to the stretch knob so that you can change the timing of a vocal phrase to your music in real-time.



When you select LEGATO mode the SPEED knob will be available. This allows you to control the crossfade speed between the vocal phrases.



When TIME MODE is selected the PITCH knob will be available. In order to retain good sample quality, we suggest using a maximum of +/-1 cent of variation.

The Ethers Gold Vocal Phrases samples are provided in wav format. Therefore, if you prefer, you can drag & drop them from the Ethers Gold Vocal Phrases sample folder into your DAW and use them as standalone samples.



## 9 - Ethers Gold Sustains

This instrument contains a variety of vocal phonemes, including Melismas & Sustains.



The controls of the Home Page are similar to some of the synth controls. With the Key Switches you can choose the articulations.

With the Modulation Wheel you can control the intensity of the sound.

## 10 - Ethers Gold Back Vocal /Short

The Back Vocal Instrument is a set of vocal samples useful for programming choirs or backing vocals.

