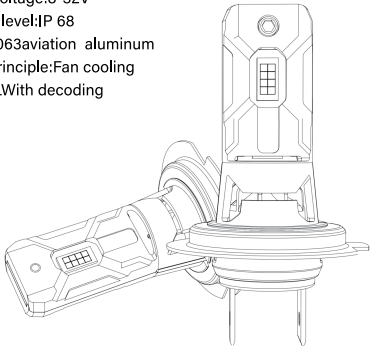


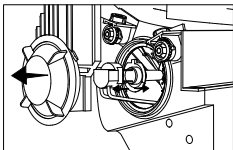
NOV^{///}**SIGHT**^{///}
== AUTO LIGHTING ==

PRODUCT PARAMETERS

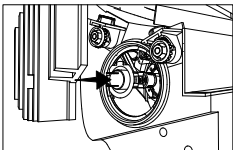
- Light source:Automotive grade glassLED chip
- Color temperature:6500K
- Working voltage:8-32V
- Protection level:IP 68
- Material:6063aviation aluminum
- Cooling principle:Fan cooling
- DecodingLWith decoding



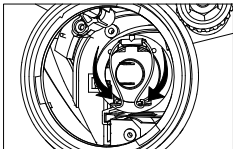
The installation Diagram



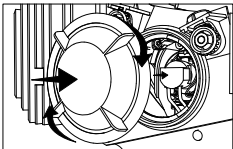
- ❶ Open dust cover, move out original halogen bulb.



- ❷ Put the lamps into the hole and aim it.



- ❸ Press the buckle to fix the lamps.



- ❹ Connect the power cord and cover back the dust cover finish the installation.

Installation Precautions

- 1. It is recommended to be installed by professionals during installation**
- 1. Please check the original car headlight source before installation**



Avoid the following situations during installation

- A.** Please check the original car headlight source before installation
- B.** It is forbidden to touch the LED lamp beads by hand. No objects can be attached to the surface of the lamp beads, otherwise it will affect the service life
- C.** Be careful not to touch the radiator of the lamp body with your hands to avoid scalding the skin
- D.** When using the special LED for special car, please start the car engine to keep the original car voltage normal (to avoid insufficient battery power supply and the LED cannot work normally)
- E.** At the end of the driving, please turn off the headlight system in time (to avoid exhaustion of the car battery due to the work of the headlight system)
- F.** Use the lights reasonably, please switch the far and near lights consciously and reasonably (to avoid causing the eyes of the opposing driver to be dazzling due to the high light, causing traffic accidents)

Warranty description

1. Warranty period: within 18 months from purchase or installation
2. During the warranty period: non-human damage to product quality issues, the manufacturer free warranty
3. When the customer guarantees: the warranty card or relevant valid bills must be presented to carry out the warranty
4. The manufacturer does not assume the warranty if the warranty card is filled in or the related bills are inconsistent/ altered.
5. Please mail the warranty card back to the manufacturer for warranty registration within three months

WarrantyService Card

Username:

Contact number:

User address:

Purchase installation date:

Warranty serial number:

Warranty record:

Installed vehicle:

Number plate:

NOV³**SIGHT**³
AUTO LIGHTING

LED LIGHT BULBS



EMC

IP68



CE

