

RANCHER
6 FT X 6 FT
MODEL R66



ACCESSORIES AND HARDWARE



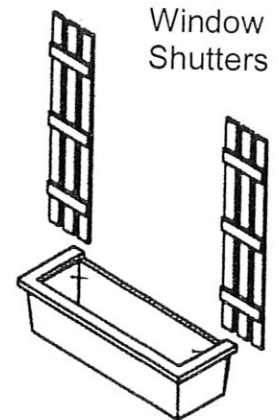
Door Handle



"Cedarshed" plaque

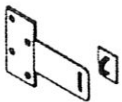


Blank plaque



Window Shutters

Planter box



Hasp



Hinges

Fasteners



Barrel bolt



1 1/8" nails



1 3/4" nails



2" nails



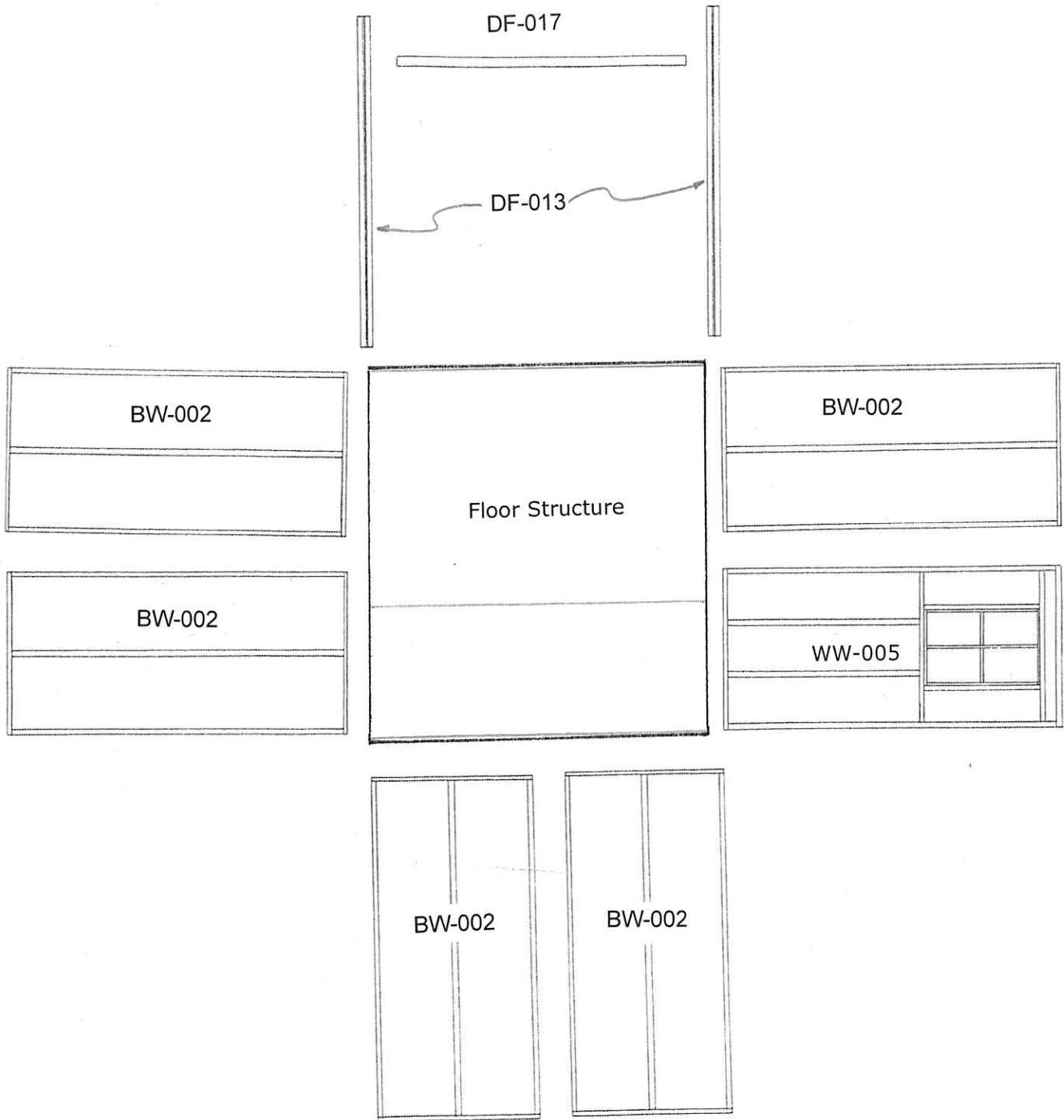
2" screws




3" screws

PART #	DESCRIPTION	DIMENSIONS (where app.)	# OF PCS
ACCESSORIES			
P-H-PLAQNL	Peak Plaque	Peak Plaque	1
P-H-PLAQL	plaque	peak CS plaque	1
P-FW-001	window box	window box	1
P-SH-001	shutters	shutters	2
FASTENERS			
P-H-NL1.125	1 1/8" nails	1 1/8" nails	20
P-H-NL1.75	1 3/4" nails	1 3/4" nails	200
P-H-NL2	2" nails	2" nails	40
P-H-SC2	2" screws	2" screws	80
P-H-SC3	3" screws	3" screw	200
DOOR PARTS AND HARDWARE			
C-DR-001	double doors (with hinges)	double doors	2
P-1371C	door stop	1 x 3 x 71 1/4	1
P-1262G	door stop	1 x 2 x 62 1/2	1
P1271I	door stop	1 x 2 x 71 5/8	2
P-H-BBLT4	barrel bolt	4" barrel bolt	2
P-H-DHAND	door handle	door handle	2
P-H-HASP	hasp	hasp	1
Instruction manual, questionnaire and driver bit			

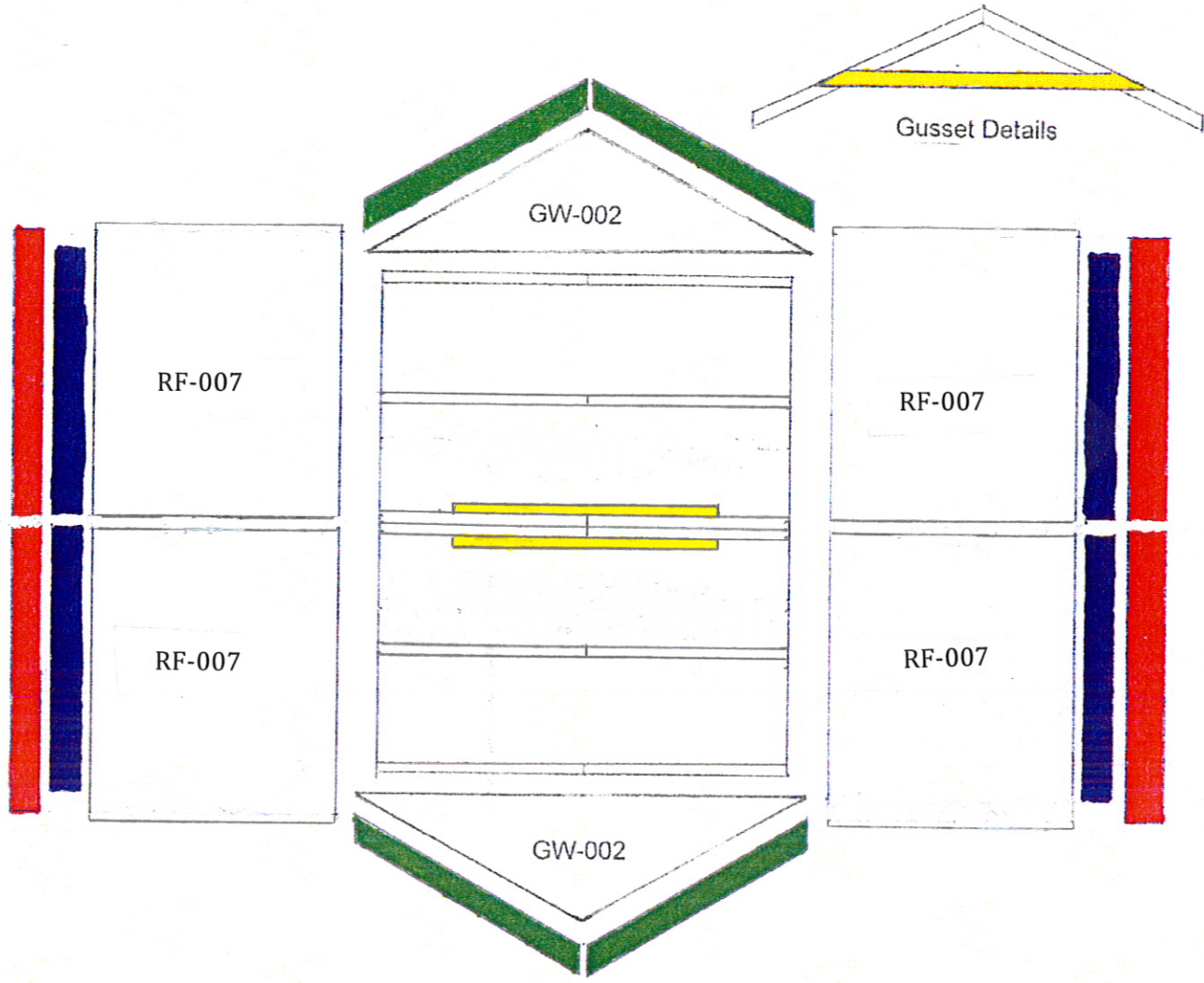
Rancher 6x6



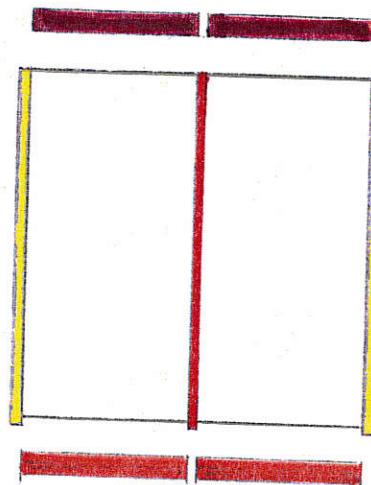
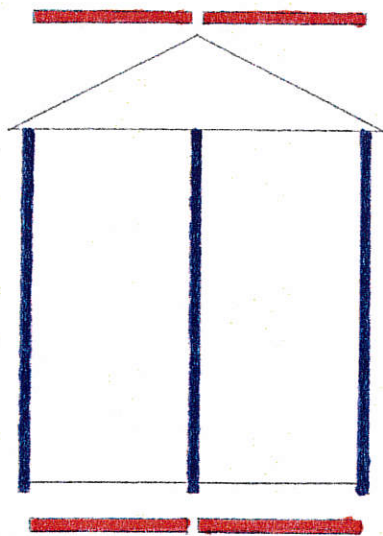
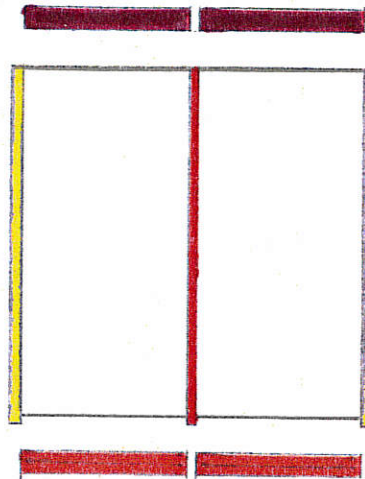
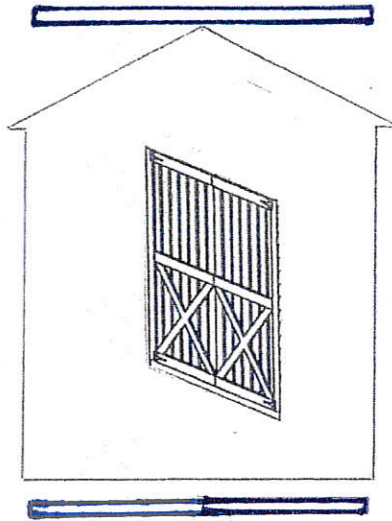
PART #	DESCRIPTION	DIMENSIONS (where app.)	# OF PCS	CODE
WALL PARTS				
P-2334G	header	2 x 3 x 34 1/2	5	not shown
C-BW-002	wall panel	34 1/2" wall panel	5	BW-002
C-DF-013	door frame vertical	door frame	2	DF-013
C-DF-017	door frame horizontal	door frame	1	DF-017
C-WW-005	window wall	34 1/2" window wall	1	WW-005



PART #	DESCRIPTION	DIMENSIONS (where app.)	# OF PCS	CODE
TOP PLATES				
P-2374	top plate	2 x 3 x 74	2	[Red]
P-2364	top plate	2 x 3 x 64	2	[Blue]



PART #	DESCRIPTION	DIMENSIONS (where app.)	# OF PCS	CODE
ROOF PARTS				
P-2342Yb	gussets	2 x 3 x 42	2	
C-GW-002	gable wall	gable walls	2	GW-002
C-RF-007	wood roof panel	42 x 42 3/4	4	RF-007
P-B-G437	soffit	1/2 x 4 x 37	4	
P-1446Ya	gable fascia	1 x 4 x 46	4	
P-1442	fascia	1 x 4 x 42	4	
P-H-RFLT12	roofing felt	1 ft x 5 ft	5 sq ft	not shown
P-H-MFLASS	roof flashing	3 x 12	8	not shown
P-H-RCAP24	ridge caps	24 "	13	not shown



PART #	DESCRIPTION	DIMENSIONS (where app.)	# OF PCS	CODE
TRIM PARTS				
P-1279C	trim	1 x 2 x 79 1/4	2	
P-13C79C	trim	1 x 3 1/4 x 79 1/4	4	
P-1280G	trim	1 x 2 x 80 1/2	3	
P-B-G433	skirting	1/2 x 4 x 33	4	
P-B-G633	skirting	1/2 x 6 x 33	8	
P-1470G	door trim (top & bottom)	1 x 4F x 70 1/2	2	