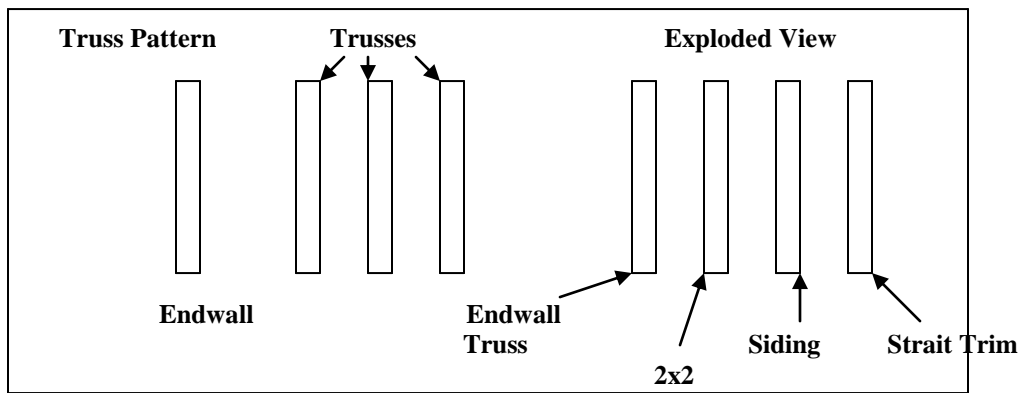
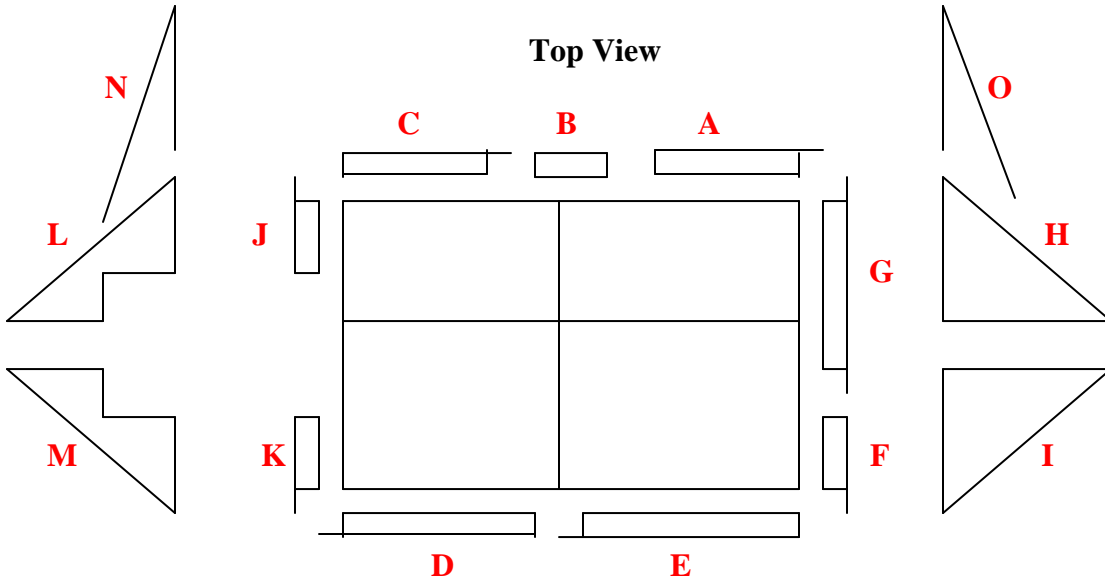
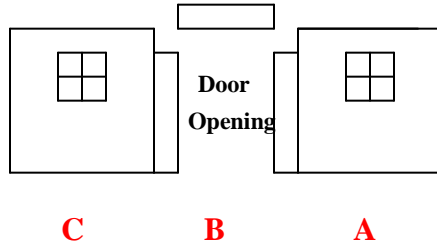


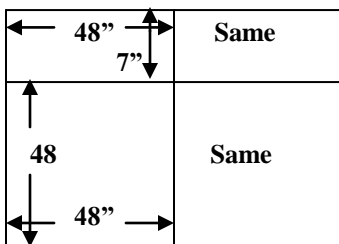
9x8 Pennfield Cottage Wall Kit

These are the basic Building blocks of the kit. Assemble them in Alphabetical order. Than install trusses And OSB

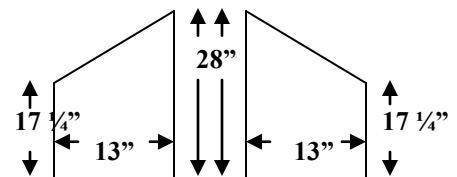
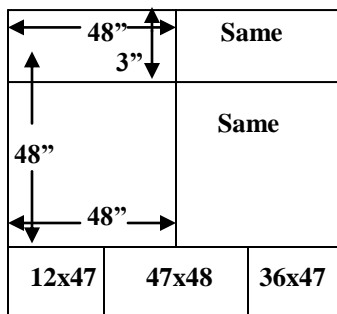


Roof


(Back Side)



(Front Side)



9x8 Pennfield Cottage Floor Layout



Material List

- 3 – 4x4x107” Pressure treated runners **outlined in red**
- 7 – 2x4x93” Floor joist **outlined in black**
- 2 – 2x4x72” Rim **outlined in black**
- 2 – 48”x 48” Flooring plywood
- 2 – 24”x 48” Flooring plywood
- 2 – 2x4x36” Pressure treated **outlined in red**
- 7 – 1 x 5 x 96” Pressure treated deck board **outlined in blue**
- 1 – 1 x 3 ½”x 96” Pressure treated deck board
- 1 – Porch beam

