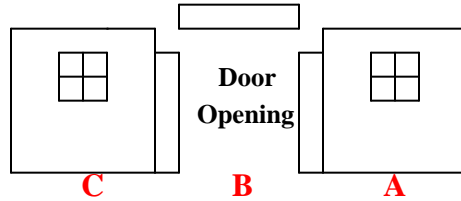
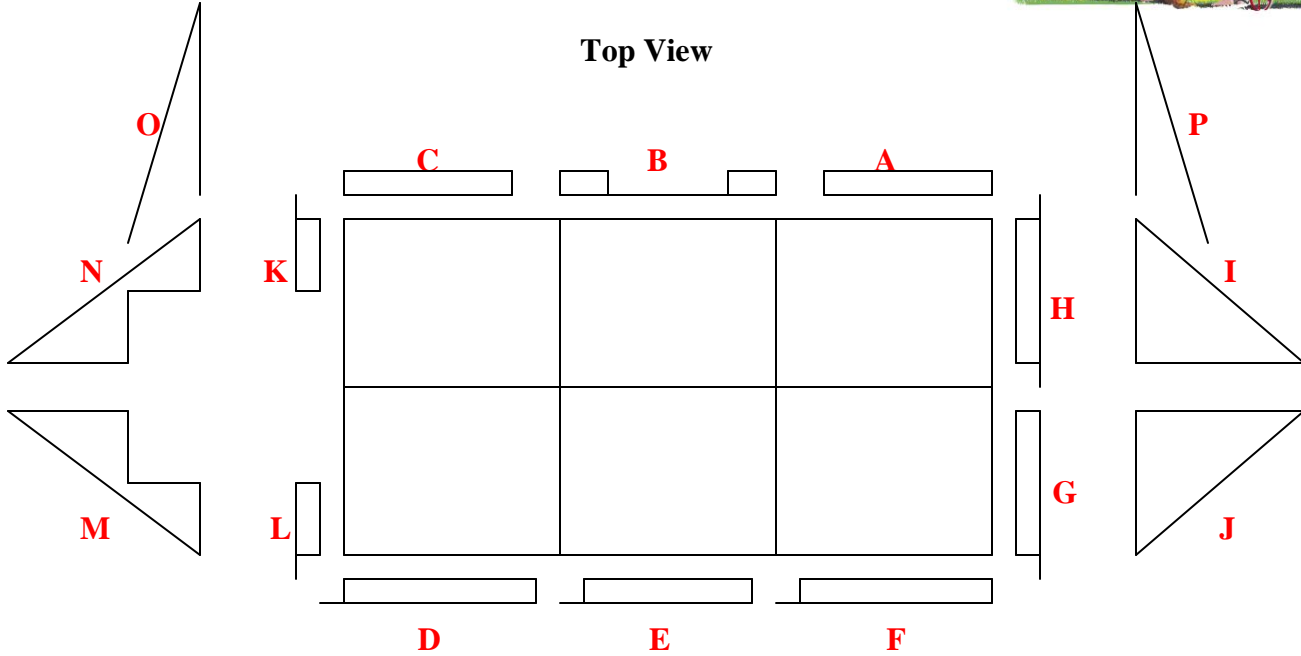


11x12 Pennfield Cottage Wall Kit

These are the basic Building blocks of the kit. Assemble them in Alphabetical order



Top View



Back Side Roof Layout (OSB)

Front Side Roof Layout (OSB)

18 1/2" x 48"	18 1/2" x 48"	18 1/2" x 48"
48" x 48"	48" x 48"	48" x 48"

14 1/4" x 48"	14 1/4" x 48"	14 1/4" x 48"
48" x 48"	48" x 48"	48" x 48"

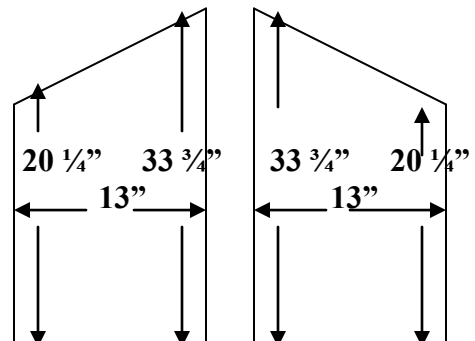
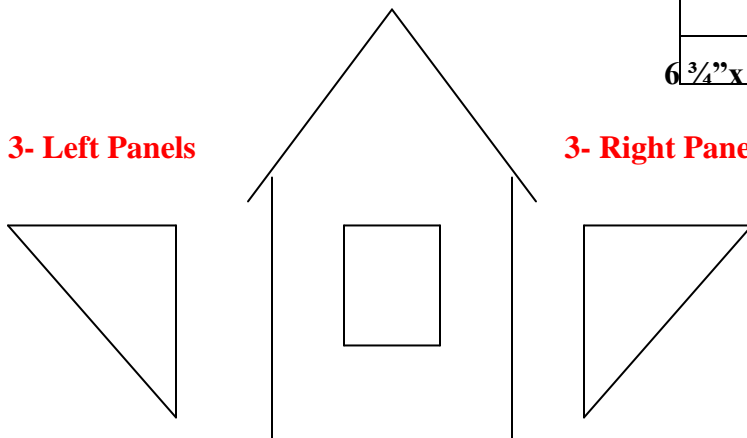
Porch Roof OSB

36" x 48"	48" x 48"	48" x 48"	12" x 48"
6 3/4" x 12"	6 3/4" x 48"	6 3/4" x 48"	6 3/4" x 36"

3- Dormer Fronts

3- Left Panels

3- Right Panels




11x12 Pennfield Cottage Floor Layout



Material List

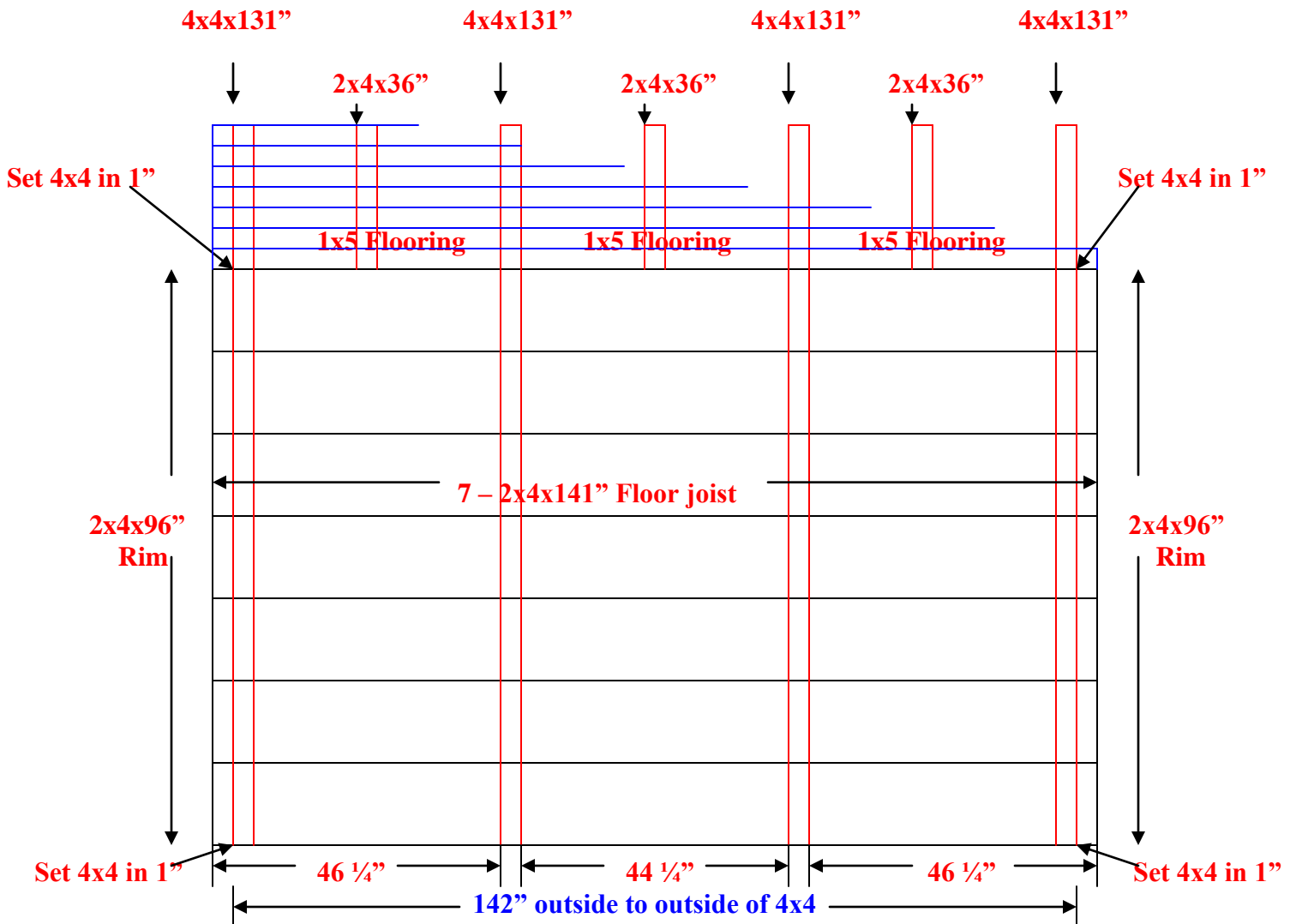

- 4 – 4x4x131” Pressure treated runners **outlined in red**
- 7 – 2x4x141” Floor joist **outlined in black**
- 2 – 2x4x96” Rim **outlined in black**
- 6 – 48”x 48” Flooring plywood
- 3 – 2x4x36” Pressure treated **outlined in red**
- 7 – 1 x 5 x 144” Pressure treated deck board **outlined in blue**
- 1 – 1 x 3 ½ x 144 Pressure treated deck board
- 1 – Porch beam

Front and Back View



Side View

Side View of Porch



4x4's are 48” on Center from edge of floor