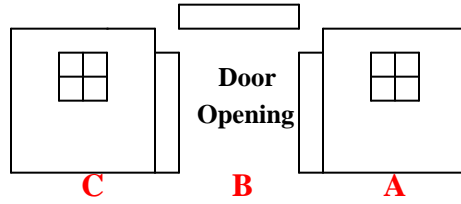
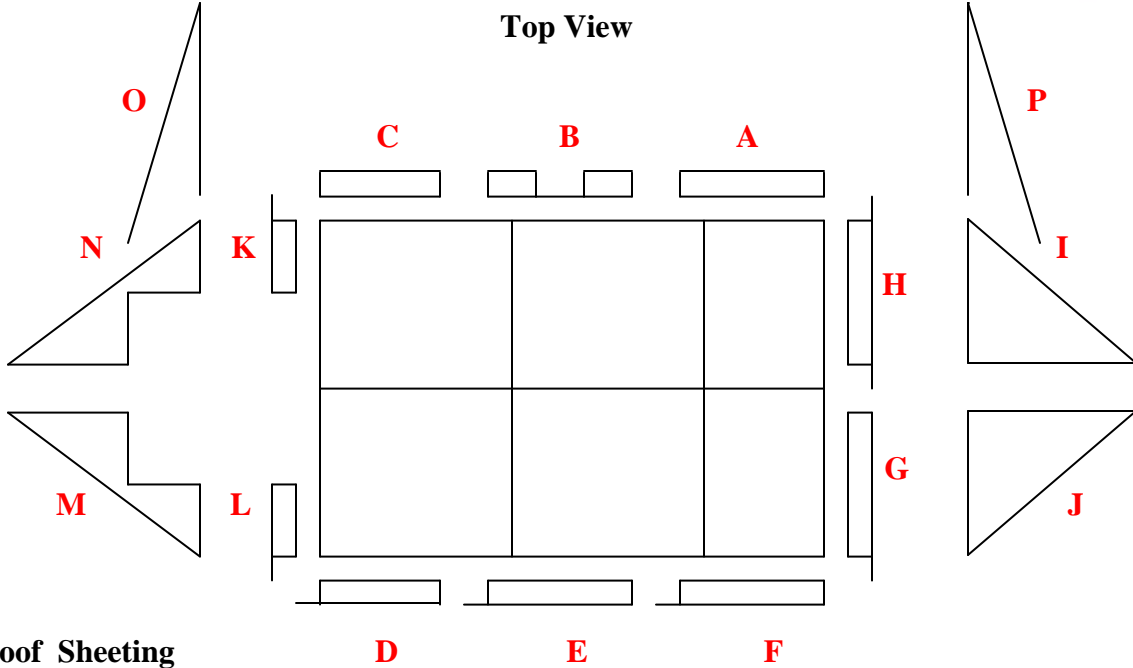


11x10 Pennfield Cottage Wall Kit

These are the basic Building blocks of the kit. Assemble them in Alphabetical order



Top View



Roof Sheeting

Back Side (OSB)


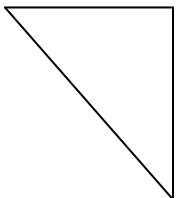
18 1/2" x 24"	18 1/2" x 48"	18 1/2" x 48"
24" x 48"	48" x 48"	48" x 48"

Front Side (OSB)

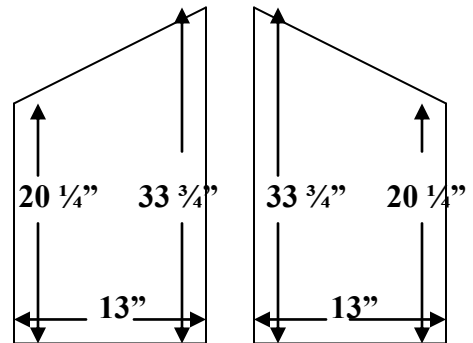
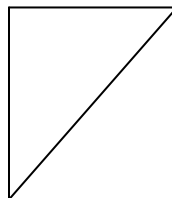
14 1/4" x 24"	14 1/4" x 48"	14 1/4" x 48"	
24" x 48"	48" x 48"	48" x 48"	
24" x 48"	48" x 48"	48" x 48"	
6 3/4" x 12"	6 3/4" x 24"	6 3/4" x 48"	6 3/4" x 36"

3- Dormer Fronts


3- Left Panels



3- Right Panels



11x10 Pennfield Cottage Floor Layout



Material List

- 4 – 4x4x131” Pressure treated runners **outlined in red**
- 7 – 2x4x117” Floor joist **outlined in black**
- 2 – 2x4x96” Rim **outlined in black**
- 4 – 48”x 48” Flooring plywood
- 2 – 24”x 48” Flooring plywood
- 3 – 2x4x36” Pressure treated **outlined in red**
- 7 – 1x5x120” Pressure treated deck board **outlined in blue**
- 1 – 3 1/2”x 120” Pressure treated deck board
- 1 – Porch Beam

Front and Back View

