

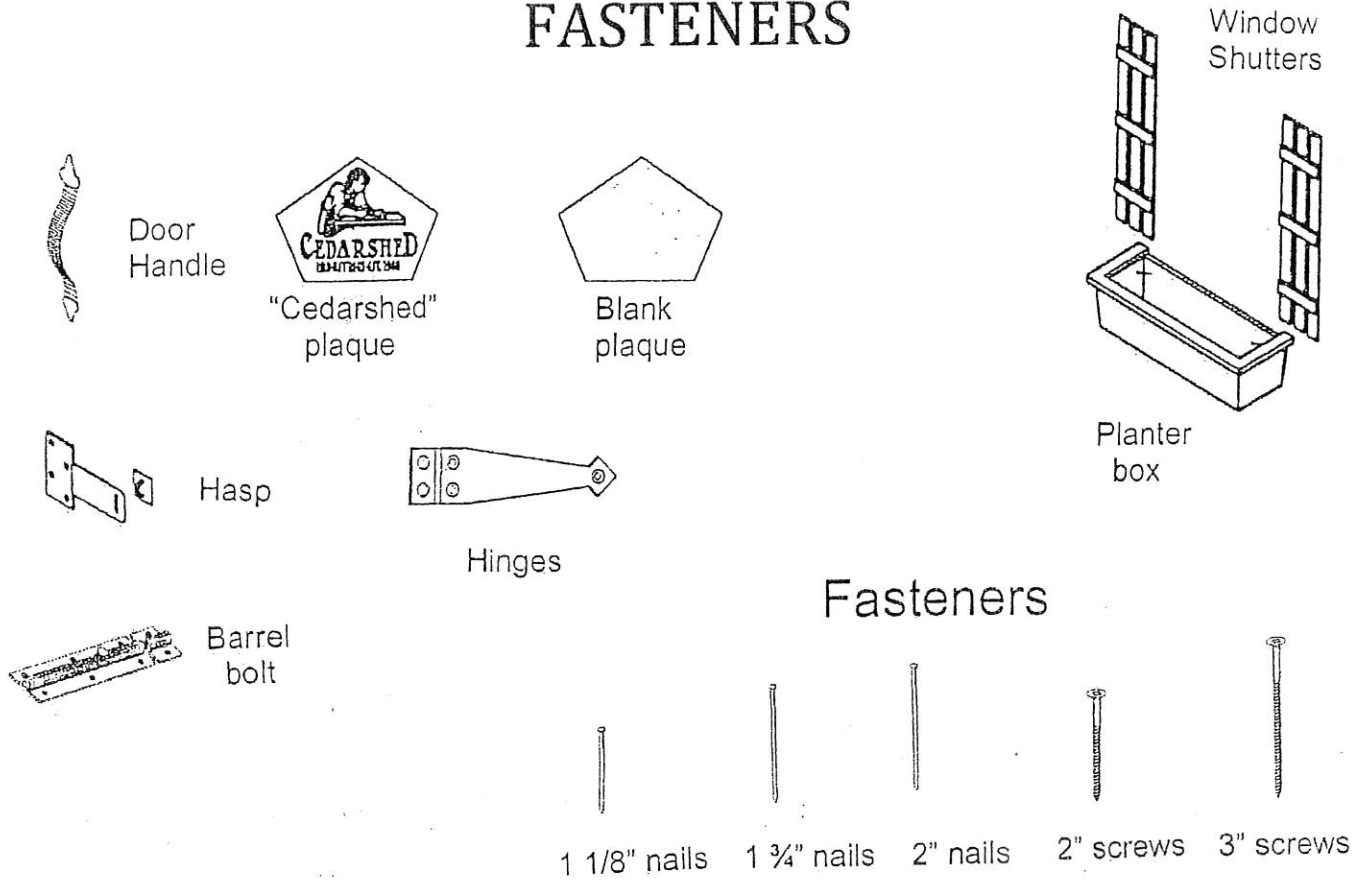
# **CEDARHOUSE**

## **10Ft x 8Ft**

### **MODEL CDH108**

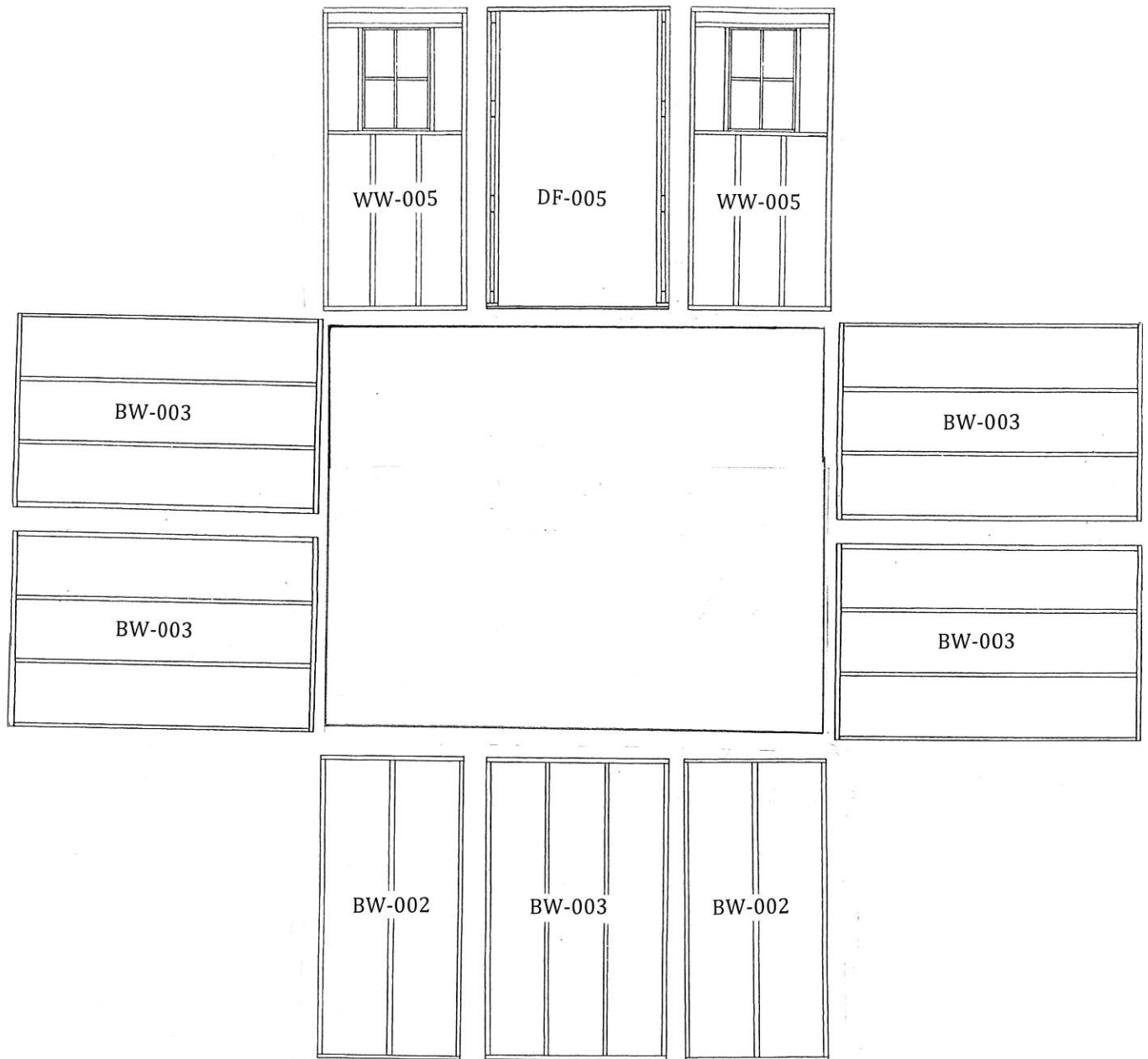


# ACCESSORIES, HARDWARE, AND FASTENERS



## CDH108


PART #	DESCRIPTION	DIMENSIONS (where app.)	# OF PCS
<b>ACCESSORIES</b>			
P-H-PLAQL	peak CS plaque	peak CS plaque	1
P-H-PLAQLNL	peak plaque	peak plaque	1
P-FW-001	window box	window box	2
P-SH-001	shutters	shutters	4
<b>FASTENERS</b>			
P-H-NL1.125	nails	1 1/8" nails	25
P-H-NL1.75	nails	1 3/4" nails	275
P-H-NL2	nails	2" nails	50
P-H-SC2	2" screws	2" Screws	150
P-H-SC3	3" screw	3 " Screws	350
<b>DOOR AND HARDWARE</b>			
C-DR-003	Dutch door	Dutch door	1
P-H-THING6	T-Hinges	6 " T-hinges	4
P-H-BBLT4	barrel bolt	4 " barrel bolt	1
P-H-DHAND	door handle	door handle	1
P-H-HASP	hasp	hasp	1
Instruction manual, questionnaire and driver bit			



### CEDARHOUSE 10 x 8

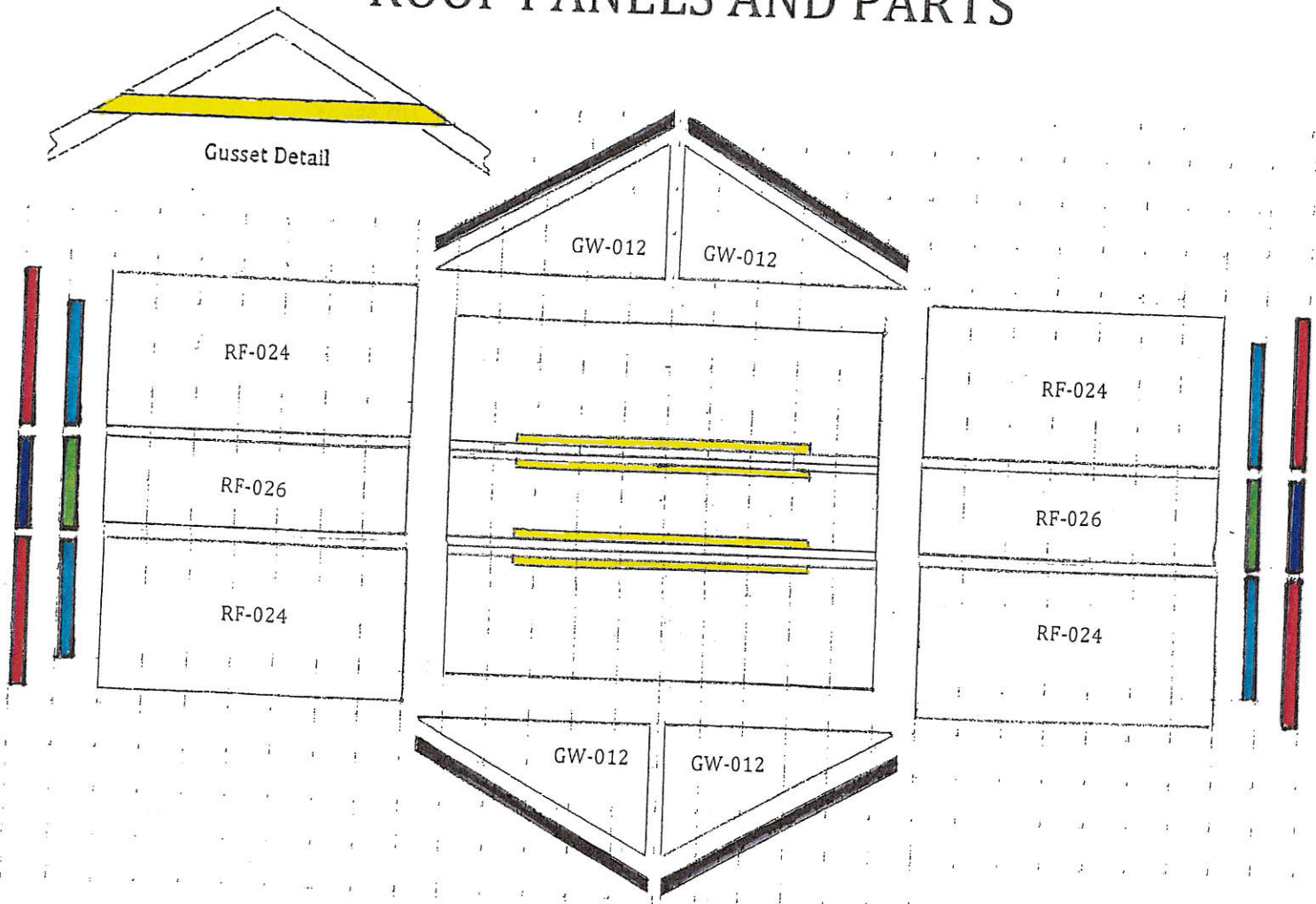
PART #	DESCRIPTION	DIMENSIONS (where app.)	# OF PCS	CODE
<b>WALL PARTS</b>				
P-2334G	header	2 x 3 x 34 1/2	2	not shown
P-2346G	header	2 x 3 x 46 1/2	5	not shown
C-BW-002	wall panel	34 1/2" wall panel	2	BW-002
C-BW-003	wall panel	46 1/2" wall panel	5	BW-003
C-DF-005	single door frame	door frame	1	DF-005
C-WW-005	window wall	34 1/2" window wall	2	WW-005

# TOP PLATE PLACEMENT




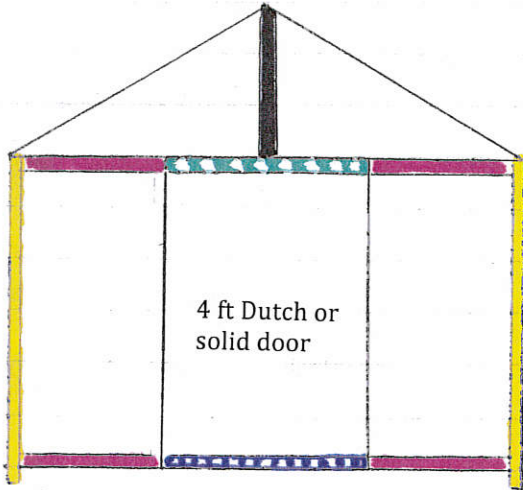










PART #	DESCRIPTION	DIMENSIONS (where app.)	# OF PCS	CODE
	<b>Top Plates</b>			
P-2355C	top plates	2 x 3 x 55 1/4	4	Black
P-2326C	top plates	2 X 3 x 26 1/4	2	Yellow
P-2371K	top plates	2 x 3 x 71 3/4	2	Red

# ROOF PANELS AND PARTS



PART #	DESCRIPTION	DIMENSIONS (where app.)	# OF PCS	CODE
<b>ROOF PARTS (WOOD SHINGLES)</b>				
P-2371KYb	gusset	2 x 3 x 71 3/4	4	
C-GW-012	gable wall	25 3/4 x 67 1/8	4	GW-012
C-RF-024	roof panel	42 3/4 x 67 1/8	4	RF-024
C-RF-026	roof panel	24 x 67 1/8	2	RF-026
P-B-G424	soffits	1/2 x 4 x 24	2	
P-B-G437	soffits	1/2 x 4 x 37	4	
P-1442	fascia	1 x 4 x 42	4	
P-1424	fascia	1 X 4 X 24	2	
P-1471YA	gable fascia	1 x 4 x 71	4	
P-H-RFLT12	roofing felt	1 ft x 5 ft	5 sq ft	not shown
P-H-RCAP24	ridge caps	24"	14	not shown
P-H-MFLASS	roof flashing	3" x 12"	24	not shown



PART #	DESCRIPTION	DIMENSIONS (where app.)	# OF PCS	CODE
	<b>Trim</b>			
P-1226	gable trim	1 x 2 x 26	2	
P-1279C	trim	1 x 2 x 79 1/4	2	
P-1280G	trim	1 x 2 x 80 1/2	6	
P-13C79C	trim	1 x 3 1/4 x 79 1/4	4	
P-B-G445	skirting	1/2 x 4 x 45	4	
P-B-G645	skirting	1/2 x 6 x 45	6	
P-B-G633	skirting	1/2 x 6 x 33	8	
P-14B48	door skirting	1 x 4 1/8 x 48	1	
P-1348	top door trim	1 x 3F x 48	1	