

BEACHHOUSE
9 FT X 6 FT
MODEL BH96



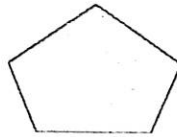
ACCESSORIES AND HARDWARE



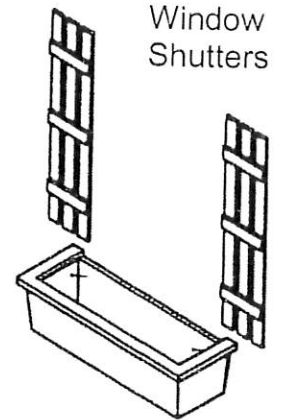
Door Handle



"Cedarshed" plaque

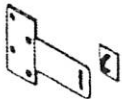


Blank plaque



Window Shutters

Planter box



Hasp



Hinges

Fasteners



Barrel bolt



1 1/8" nails



1 3/4" nails



2" nails



2" screws



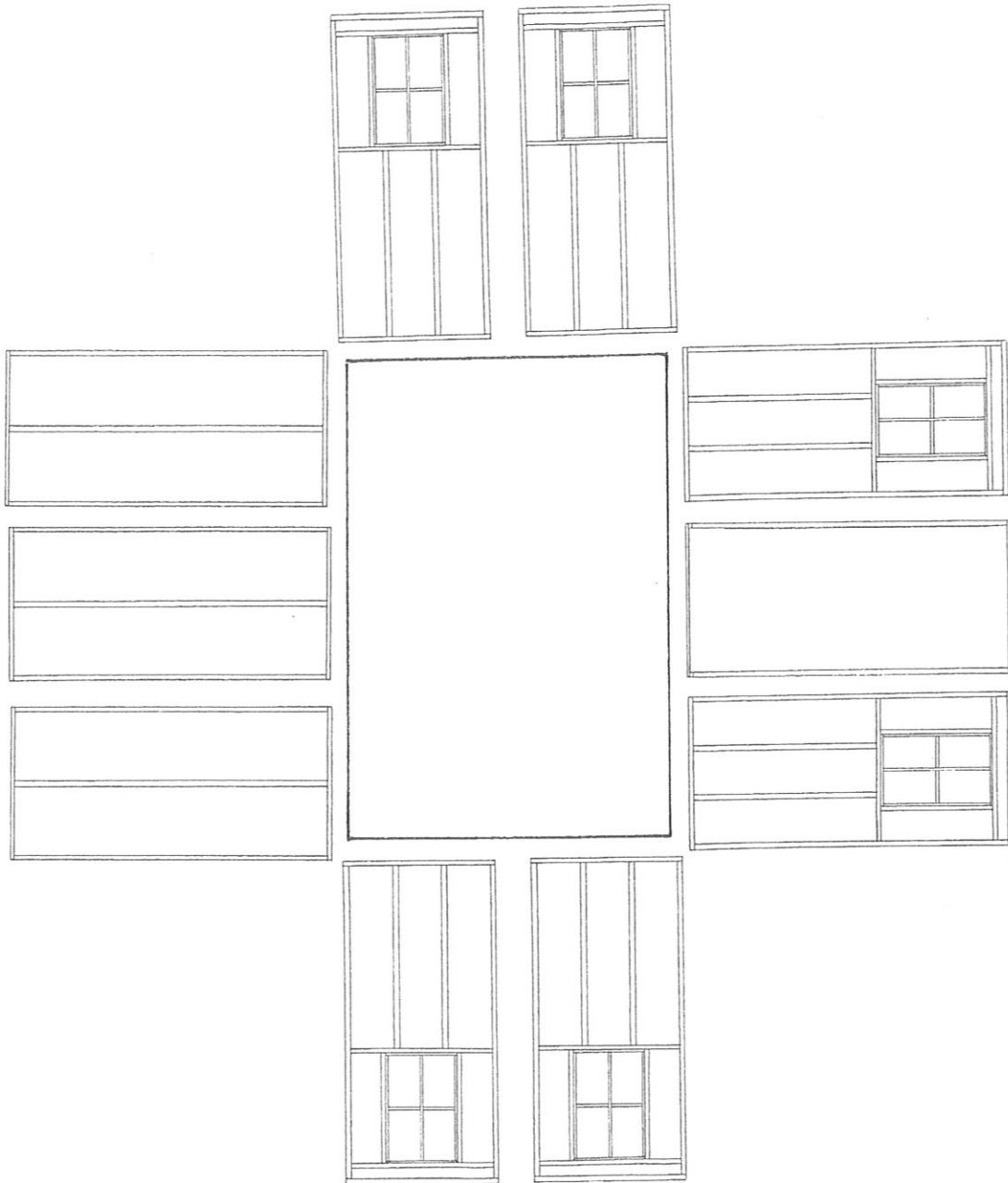
3" screws

PART #	DESCRIPTION	DIMENSIONS (where app.)	# OF PCS
ACCESSORIES			
P-H-PLAQNL	Peak Plaque	Peak Plaque	2
P-H-PLAQSL	Square CS plaque	square plaque	1
P-FW-001	window box	window box	6
P-SH-001	shutters	shutters	12


PART #	DESCRIPTION	DIMENSIONS (where app.)	# OF PCS
FASTENERS			
P-H-NL1.125	1 1/8" nails	1 1/8" nails	25
P-H-NL1.75	1 3/4" nails	1 3/4" nails	250
P-H-NL2	2" nails	2" nails	50
P-H-SC2	2" screws	2" screw	75
P-H-SC3	3" screws	3" screw	300

DOOR PARTS AND HARDWARE			
P-DR-016	door	solid cedar door	1
P-H-THING15	T-Hinges	15" T-hinges	3
P-H-DRSET	lock set	lock set	1
Instruction manual, questionnaire and driver bit			

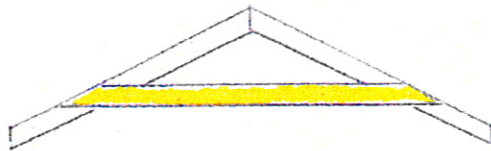
BeachHouse 9x6



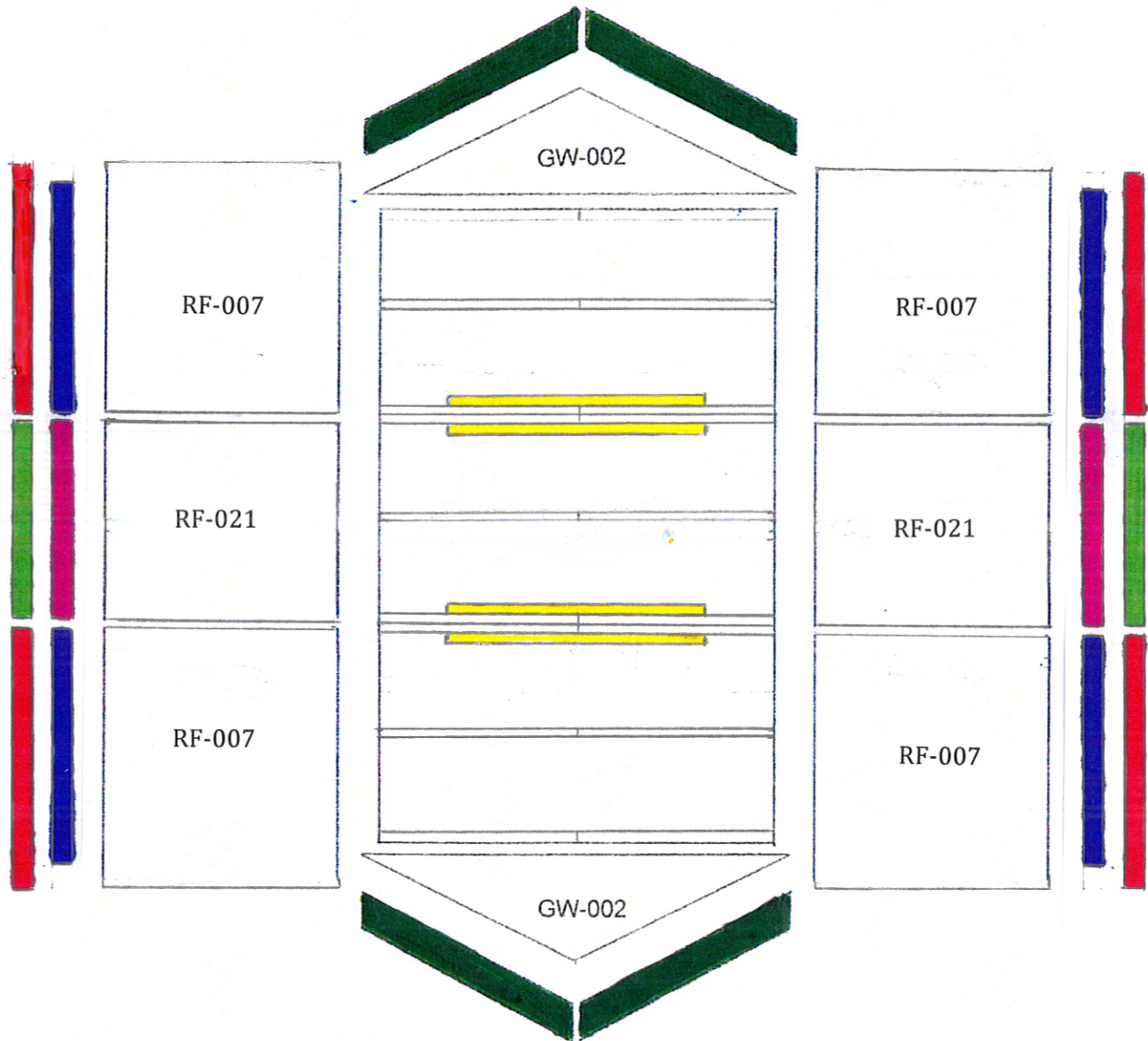
PART #	DESCRIPTION	DIMENSIONS (where app.)	# OF PCS
WALL PARTS			
P-2334G	header	2 x 3 x 34 1/2	3
C-BW-002	wall panel	blank wall 34 1/2" wide	3
C-DF-001	door frame	door frame	1
C-WW-011	window wall	window wall with awning window	6



PART #	DESCRIPTION	DIMENSIONS (where app.)	# OF PCS	CODE
TOP PLATES				
P-2354C	top plate	2 x 3 x 54 1/4	4	
P-2364	top plate	2 x 3 x 64	2	




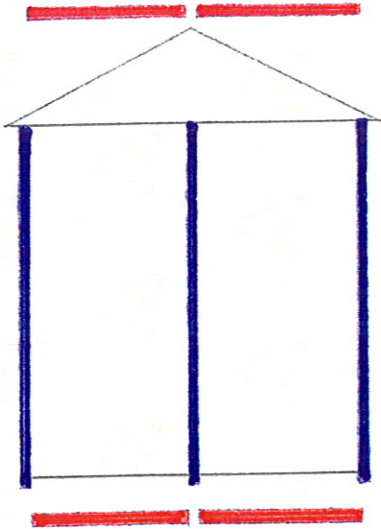
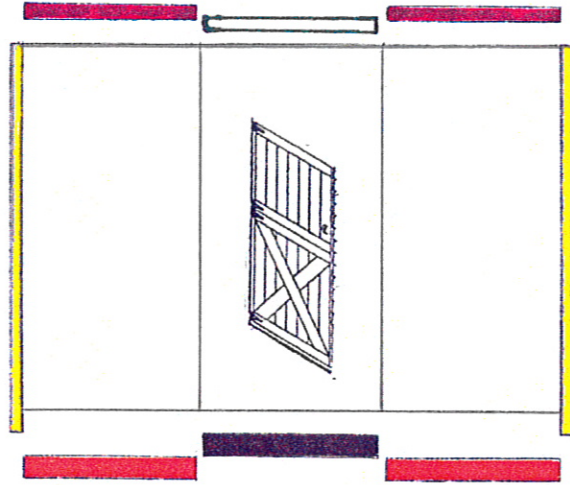
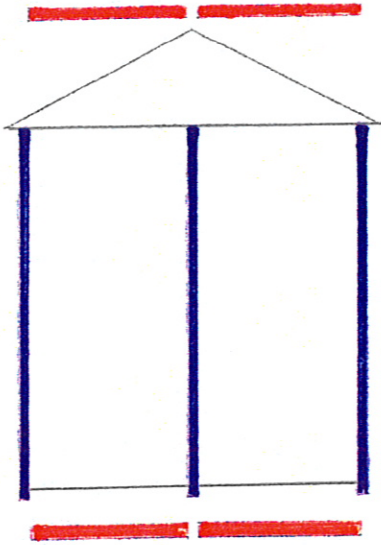
Gusset Details



PART #	DESCRIPTION	DIMENSIONS (where app.)	# OF PCS	CODE
P-2342Yb	gusset	2 x 3 x 42	4	
P-RF-007	wood roof panel	42 x 42 3/4	4	RF-007
P-RF-021	wood roof panel	42 x 34 1/2	2	RF-021
C-GW-002	gable wall	gable walls	2	GW-002
P-B-G437	soffit	1/2 x 4 x 37	4	
P-B-G434G	soffit	1/2 x 4 x 34 1/2	2	
P-1434G	fascia	1 x 4 x 34 1/2	2	
P-1442	fascia	1 x 4 x 42	4	
P-1446Ya	gable fascia	1 x 4 x 46	4	
P-H-RFLT12	roofing felt	1 ft x 5 ft	5 sq ft	not shown
P-H-MFLASS	roof flashing	3" x 12"	16	not shown
P-H-RCAP24	ridge caps	24"	16	not shown

9 x 6 BeachHouse

9 x 6 Cabana



PART #	DESCRIPTION	DIMENSIONS (where app.)	# OF PCS	CODE
TRIM PARTS				
P-1279C	trim	1 x 2 x 79 1/4	2	
P-13C79C	trim	1 x 3 1/4 x 79 1/4	4	
P-1280G	trim	1 x 2 x 80 1/2	6	
P-B-G433	skirting	1/2 x 4 x 33	5	
P-B-G633	skirting	1/2 x 6 x 33	13	
P-14B36	door skirting	1 x 4 1/8 x 36	1	
P-11K36	top door trim (nar)	1 x 1 3/4 x 36	1	