

God's
Answers for
Relationships
and Passions

KAY ARTHUR



HARVEST HOUSE™ PUBLISHERS

EUGENE, OREGON

Except where otherwise indicated, all Scripture quotations in this book are taken from the New American Standard Bible®, © 1960, 1962, 1963, 1968, 1971, 1972, 1973, 1975, 1977, 1995 by The Lockman Foundation. Used by permission.

Verses marked KJV are taken from the King James Version of the Bible.

Except where otherwise indicated, all maps and charts in this book, as well as the “How to Get Started” portion of the introductory material, have been adapted and condensed from *The New Inductive Study Bible*, Copyright © 2000 by Precept Ministries International.

Cover by Koechel Peterson & Associates, Minneapolis, Minnesota

The New Inductive Study Series

GOD'S ANSWERS FOR RELATIONSHIPS AND PASSIONS

Copyright © 1995 by Precept Ministries International

Published by Harvest House Publishers

Eugene, Oregon 97402

Library of Congress Cataloging-in-Publication Data

Arthur, Kay, 1933—

God's answers for relationships and passions / Kay Arthur.

p. cm. — (The new inductive study series)

ISBN 0-7369-0801-3

1. Bible. N.T. Corinthians—Study and teaching. 2. Bible. N.T. Corinthians—Criticism, interpretation, etc. I. Title. II. Series: Arthur, Kay, 1933—

The new inductive study series.

BS2675.5.A72 1995

227'.2'007—dc20

94-47483

CIP

All rights reserved. No part of this publication may be reproduced, stored in a retrieval system, or transmitted in any form or by any means—electronic, mechanical, digital, photocopy, recording, or any other—except for brief quotations in printed reviews, without the prior permission of the publisher.

Printed in the United States of America.

02 03 04 05 06 07 08 09 10 / BP-MS / 10 9 8 7 6 5 4 3 2 1

CONTENTS



How to Get Started... ..	5
1 CORINTHIANS	
Relationships and Passions Transformed.	13
<i>Week One</i>	
God Chooses “Nobodys” and Makes Them “Somebodys”	15
<i>Week Two</i>	
Could the Problem Be “Carnality”— Are You and Others Acting Like Mere Men?	21
<i>Week Three</i>	
What Do You Do When There’s “Sin in the Camp” or in Your Own Life?	27
<i>Week Four</i>	
What About Singleness, Sexuality... or Being Married to an Unbeliever?	33
<i>Week Five</i>	
How Do You Relate to Christians Who Hold Different Views on Certain Issues?	39
<i>Week Six</i>	
How Do You Handle Your Cravings, Your Temptations?	45
<i>Week Seven</i>	
What About Spiritual Gifts and Those Who Have What You Don’t?	53

Week Eight

What's the Gospel I'm to Live By
and Preach...and Why? 59

2 CORINTHIANS

Relationships and a Man or Woman of God . . . 71

Week One

Why the Sorrow, the Afflictions? 73

Week Two

What Is Your Relationship to
the New Covenant? What Has
It Cost You? 81

Week Three

What Controls You in How
You Live and How You
Relate to Others? 87

Week Four

How Much Do You Care? How
Far Does Your Devotion Go? 93

Week Five

What Will You Boast In—Your
Experiences or Your Weaknesses? 101

Notes 109

HOW TO GET STARTED...



It may be tempting to skip this part of the book and rush to the beginning of your study, but don't! I can relate! But in this case, this short section contains invaluable help for understanding what you will do in the study. These instructions are an integral part of getting started, and they will help you greatly!

FIRST

As you study the books of 1 and 2 Corinthians, you will need four things in addition to this book:

1. A Bible that you are willing to mark in. Marking is essential because it is an integral part of the learning process and will help you remember and retain what you learned. An ideal Bible for this purpose is *The New Inductive Study Bible (NISB)*. The *NISB*, available in the New American Standard Version, comes in a single-column text format with larger, easy-to-read type and is ideal for marking. The page margins are wide and blank for note-taking.

The *NISB* is unique among all study Bibles in that it has instructions for studying each book of the Bible, but it does not contain any commentary of the text. The *NISB* isn't compiled from any particular theological stance since its purpose is to teach you how to discern truth for yourself through the inductive method of study. Inductive Bible study simply means that the Bible itself is the primary source for study. (The various charts and maps that you

6 HOW TO GET STARTED

will find in this study guide are taken from the *NISB*.) Whatever Bible you use, just know you will need to mark in it, which brings us to the second item you will need.

2. A fine-point, four-color ballpoint pen or various colored fine-point pens for writing in your Bible. Micron pens are the best for this purpose. Office supply stores should have these.

3. Colored pencils or an eight-color Pentel pencil.

4. A composition notebook or a loose-leaf notebook for working on your assignments and recording your insights.

SECOND

Though you will be given specific instructions for each day's study, there are basic things you'll want to look for and do as you study each book chapter by chapter. Let me list them for you. Read through the list but don't be overwhelmed. Eventually, each step will become a habit.

1. As you read each chapter, train yourself to ask the "5 W's and an H" questions: who, what, when, where, why, and how. Asking questions like these helps you see exactly what the Word of God is saying. When you interrogate the text with the 5 W's and an H, ask questions like this:

- a. **What** is the chapter about?
- b. **Who** are the main characters?
- c. **When** does this event or teaching take place?
- d. **Where** does this happen?
- e. **Why** is this being done or said?
- f. **How** did it happen?

2. There are certain key words that you will want to mark in a special way in the text of your Bible. This is the purpose of the colored pencils and the colored pen.

Developing the habit of marking your Bible in this way will make a significant difference in the way you study and in how much you remember.

A **key word** is an important word that is used by the author repeatedly in order to convey his message to his reader. Certain key words will show up throughout the book as a whole, while other key words will be concentrated in certain chapters or segments of the book. You will want to mark key words and their pronouns (*he, his, she, her, it, we, they, us, our, you, them, their*) as well as any synonyms in a distinguishable color or way.

For instance, one of the key words in 1 Corinthians is *gospel*. I put a hot-pink megaphone around the word **gospel** and then color it in with green. I use the megaphone because God tells us we are to proclaim the gospel.

You need to devise a color-coding system for key words so that when you look at a page of your Bible, you will instantly see where a particular word is used. When you start marking key words in various colors and symbols, it is easy to forget how you are marking certain words. You may wish to use the bottom portion of the perforated card in the back of this book to write the key words on. Mark the words the way you plan to mark them in your Bible and then use the card as a bookmark.

In 1 Corinthians you will use your bookmark to track certain words that are key to the book. Additionally, I will give you other key words that are used only in specific passages. In 2 Corinthians the key words are more specific to chapters or passages than they are relevant to the entire book, so I will give you the key words as you go through the study.

I mark the word *power* the same way throughout my *New Inductive Study Bible*. I color it red and draw a stick of

dynamite around it: **power**. And references to the devil and his cohorts stand out because I mark these with a red pitchfork: **Satan**. I color the word *wisdom* pink and then underline it in blue. When I mark *boast*, I also color it pink, but I box it with green.

Marking words for easy identification can be done using colors, symbols, or a combination of colors and symbols. However, colors are easier to distinguish than symbols. If I use symbols, I keep them very simple. For example, I color *repent* yellow and put a red arrow over it: **repent**. The symbol conveys the meaning of repent: a change of mind.

When I mark the members of the Godhead (which I do not always mark), I color every reference to the Father, Son, and Holy Spirit in yellow. I also use a purple pen and mark the Father with a triangle: **God**, symbolizing the Trinity. I mark the Son this way: **Jesus**, and the Holy Spirit like this: **Spirit**.

3. Because locations are important in a historical or biographical book of the Bible, you will also find it helpful to mark these in a distinguishable way. I simply underline every reference to location in green (grass and trees are green!), using my four-color ballpoint pen.

I also look up the locations on maps so I can put myself into context geographically. If you have *The New Inductive Study Bible* you will find the pertinent maps placed right in the text you are studying for ready reference.

Although locations are not essential to your understanding of 1 Corinthians, you will find that marking them in 2 Corinthians will be helpful.

4. When you finish studying a chapter, record the main theme of that chapter on the AT A GLANCE chart provided for you under the appropriate chapter number. (If you have *The New Inductive Study Bible*, you will want

to record the chapter themes on the AT A GLANCE chart at the end of each book in your Bible. Then you will have a permanent record of your studies right at your fingertips.)

5. If you are doing this study within the framework of a class and you find the lessons too heavy, then simply do what you can. To do a little is better than to do nothing. Don't be an all-or-nothing person when it comes to Bible study.

Remember, any time you get into the Word of God, you enter into more intensive warfare with the devil (our enemy). Why? Every piece of the Christian's armor is related to the Word of God. And our one and only offensive weapon is the sword of the Spirit, which is the Word of God. The enemy wants you to have a dull sword. Don't cooperate! You don't have to!

6. Always begin your studies with prayer. As you do your part to handle the Word of God accurately, you must remember that the Bible is a divinely inspired book. The words that you are reading are truth, given to you by God that you might know Him and His ways. These truths are divinely revealed.

For to us God revealed them through the Spirit; for the Spirit searches all things, even the depths of God. For who among men knows the thoughts of a man except the spirit of the man which is in him? Even so the thoughts of God no one knows except the Spirit of God (1 Corinthians 2:10,11).

Therefore, ask God to reveal His truth to you, to lead you and guide you into all truth. He will, if you will ask.

THIRD

This study is designed to put you into the Word of God on a *daily* basis. Since man does not live by bread alone but by every word that comes out of the mouth of God, we each need a daily helping.

The weekly assignments cover all seven days; however, the seventh day is different from the other days. On the seventh day, the focus is on a major truth covered in that week's study.

You will find a verse or two to memorize and STORE IN YOUR HEART. Then there is a passage to READ AND DISCUSS. This will be extremely profitable for those who are using this material in a class setting, for it will cause the class to focus their attention on a critical portion of Scripture. To aid the individual and/or the class, there's a set of QUESTIONS FOR DISCUSSION OR INDIVIDUAL STUDY. This is followed with a THOUGHT FOR THE WEEK which will help you understand how to walk in the light of what you learned.

When you discuss the week's lesson, be sure to support your answers and insights from the Bible itself. Then you will be handling the Word of God in a way that will find His approval. Always examine your insights by carefully observing the text to see what it *says*. Then, before you decide what a Scripture or passage *means*, make sure you interpret it in the light of its context.

Scripture will never contradict Scripture. If it ever seems to, you can be certain that somewhere something is being taken out of context. If you come to a passage that is difficult to deal with, reserve your interpretations for a time when you can study the passage in greater depth.

Books in The New Inductive Study Series are survey courses. If you want to do a more in-depth study of a particular book of the Bible, we would suggest you do a Precept Upon Precept Bible Study Course on that book. You may obtain more information on these studies by contacting Precept Ministries International at 800-763-8280, visiting our website at www.precept.org, or filling out and mailing the response card in this book.

*F*IRST *C*ORINTHIANS

RELATIONSHIPS AND PASSIONS TRANSFORMED



When you take an honest, unprejudiced, realistic look around you, you see that man doesn't have a lasting, working solution to his personal relationships and passions. Relationships are broken—shattered into a thousand jagged edges. Passions are uncontrolled and destructive.


Are there answers? Is there a solution? Or have we gone too far? Is our course so set that there is no turning away?

If it depended on man, the answer would be yes—no turning around, no turning back.

But there is God! And because He is God there are answers. They may not be answers you like or want, but if you are looking for a solution that works—one that will last and carry you through the most difficult of situations—then God's answers are what you need. And you will find many of them in the books of 1 and 2 Corinthians.

You are going to be awed at what an incredibly practical study this is going to be...awed and, hopefully, transformed. The transformation will depend on what you do with what you learn. Go for it, my friend, and you'll find God's answers to personal relationships and passions.

GOD CHOOSES “NOBODYS” AND MAKES THEM “SOMEBODYS”




DAY ONE

Read 1 Corinthians 1 today. As you read, mark every reference to the recipients of this letter in a specific color so you can see what the author says about them. Be certain to mark all synonyms and pronouns referring to the recipients.

Then, in your notebook, make a chart with two headings: DESCRIPTION OF THE RECIPIENTS and PAUL'S CONCERNS FOR THE CORINTHIANS. List first how the recipients are described, then note Paul's concerns in regard to them. Note, too, what form the quarrels take and whom they center around. Keep this in mind as you continue this study.

On your 1 CORINTHIANS AT A GLANCE chart (page 68) fill in any other information you observe from chapter 1.



DAY TWO

Whenever you study a book of the Bible, it is always good to read the book through several times in order to discern the author's purpose for writing the book. This

also enables you to see the way he lays out his material in order to achieve his purpose.

By the way, if you did not read the instructions at the beginning of this book, now is the time to stop and do so. They provide clear instructions on how to mark key words.

After reading the introduction section you know how to make a bookmark for your key words. On your bookmark for 1 Corinthians write the following key words and color code each word as you will color code it in your Bible. Remember, I gave you examples of how I mark some of my key words!

*divisions*¹

gospel

*power*²

*wisdom (wise, wiser)*³

*boast (boasts, boasting)*⁴

These are the words you will want to mark throughout the entire book. They are not all of the key words you will mark in 1 Corinthians. As you work through this study I will give you others which are specific to certain chapters or passages.

Since this is a survey course and there isn't time for repeated readings of the book, look at 1 Corinthians 1:10,11 to see the first of Paul's purposes in writing this first epistle to the church at Corinth. Record this purpose on your 1 CORINTHIANS AT A GLANCE chart.

There is a key repeated phrase used in 1 Corinthians 7:1,25; 8:1; 12:1; 16:1 which will reveal Paul's second reason for writing to the Corinthian church. Look at these Scriptures and mark each use of the phrase *now concerning*.⁵ Include in your marking whatever topic the author is about to address, if he states it. For example, you would mark the following phrases the same way you

marked the phrase *now concerning*: “Now concerning the things about which you wrote”⁶ and “Now concerning things sacrificed to idols,”⁷ etc.

You will discover that these people had questions about certain topics and Paul was writing to answer those questions after he dealt with the problem stated in 1 Corinthians 1:10,11. Thus, you have the book of 1 Corinthians falling into two major segment divisions. Look at the chart, 1 CORINTHIANS AT A GLANCE, on page 68 and notice the section called Segment Divisions. This indicates the major break of the book into two topics. Fill in the division sections, in light of what you see.


DAY THREE

Read 1 Corinthians 1 again. This time mark key words from your bookmark.

When you finish, look at the word *wisdom* and its synonyms. What two kinds of wisdom are referred to in this chapter? Write them in your notebook as separate headings. Then, under each heading, list what you learn about these two kinds of wisdom. You will add more to this list later, so leave adequate space for more information.

DAY FOUR

Read 1 Corinthians 2 today. Mark the same key words along with the references to the recipients that you marked in 1 Corinthians 1. Add *Spirit*⁸ to your bookmark and mark every reference to the Spirit. Of course, adding the word to your bookmark means you will look for it throughout the remainder of the book.



DAY FIVE

Read through the first two chapters of 1 Corinthians again. This time, in a different color, mark references to the author. While you may not want to color every “our” or every single pronoun, you should color every major reference to the author that gives you insight into who he is, what he does or has done, and what his relationship to the Christians in Corinth is.

Then set aside several pages in your notebook for a list of what you learn about the author. You will add to this throughout your study. You may want to add what you will learn in 2 Corinthians to this list too, so consider that in leaving space. Record on your list all you learn in these first two chapters of 1 Corinthians. Compiling this list may seem tedious, but you will be pleasantly surprised and enlightened by all that you learn from Paul’s example.

When you finish your list, stop and think through all you have recorded. What you learn will help you follow his injunction in 1 Corinthians 4:16 and 11:1 where he says you are to be an imitator or follower of him, even as he is of Christ.



DAY SIX

Today, read through 1 Corinthians 1 and 2 again, paying careful attention to the flow of thought. What is the main theme of each of these chapters? If you had to tell someone what these two chapters are about, what would you say? Write down your thoughts on a piece of paper, then reduce the theme to as few words as possible (try to use words from the chapter itself). Record these themes on

the appropriate line of the 1 CORINTHIANS AT A GLANCE chart on page 68.

List in your notebook anything new you learn about the Corinthians from 1 Corinthians 2. Then add to your list on wisdom what you learn from 1 Corinthians 2.

Finally, look at every reference to power in chapters 1 and 2. Examine these references in the light of the 5 W's and an H: who, what, when, where, why, and how. You may not find an answer to each W and H, but asking these questions will help you see what these chapters tell you about power.

DAY SEVEN



Store in your heart: 1 Corinthians 1:30,31 or, if you are up to it, memorize 1 Corinthians 1:21-24.

Read and discuss: 1 Corinthians 1:17–2:16.

QUESTIONS FOR DISCUSSION OR INDIVIDUAL STUDY

- ☞ Who wrote the book of 1 Corinthians and to whom?
- ☞ Why was 1 Corinthians written? Support your answer with Scripture.
- ☞ What did you learn about the author in the first two chapters? About the recipients? Discuss what you recorded in your notebook.
- ☞ What did you learn about wisdom and the wise from your study this week?
- ☞ How does what you learned compare with what we are to boast about? Or, to put it another way, Where is our boasting to be and why? What does this tell you about our capabilities?

- ☞ What do you learn about the Spirit of God from 1 Corinthians 2?
- ☞ How does a Christian have the mind of Christ?
- ☞ Where is power found and how does one tap into this power?
- ☞ What was the most significant insight you received this week? How will it impact your daily life?

THOUGHT FOR THE WEEK

O my friend, was it clear to you that God is looking for “nobodys” so that He can make “somebodys” out of them?

Did you see that truth with your own eyes? Did you fully comprehend what God said in 1 Corinthians 1:26-31? Or have you looked at yourself and always thought that you could never be very much for God or for His kingdom because of where you’ve been, what you’ve done, or simply because of what you are—or what you’ve been told you are?

It is time, Beloved, to believe God—to understand that what you are is not what God needs. God is YHWH: Yahweh, Jehovah, the all-sufficient God who is “I AM.” “I AM” everything and anything you will ever need. God needs nothing. He has it all. He is all and all.

If you are *in* Christ Jesus, you have everything you need because you have God. Jesus became to you wisdom, righteousness, sanctification, and redemption. You’ve been redeemed—you are His and He is yours! And this, my friend, is your only place of boasting.

So boast in Him and go forward in faith’s confidence and God’s power. Remember, you are a “somebody” chosen by God.