

WHO
CREATED
IT?

JANNA ARNDT & KAY ARTHUR



HARVEST HOUSE PUBLISHERS
EUGENE, OREGON

All Scripture quotations are taken from the New American Standard Bible®, © 1960, 1962, 1963, 1968, 1971, 1972, 1973, 1975, 1977, 1995 by The Lockman Foundation. Used by permission. (www.Lockman.org)

Cover and interior illustrations by Tessa Sentell

Interior design by Janelle Coury

Cover design by Connie Gabbert Design + Illustration

HARVEST KIDS is a registered trademark of The Hawkins Children's LLC. Harvest House Publishers, Inc., is the exclusive licensee of the federally registered trademark HARVEST KIDS.

Who Created It?

Copyright © 2018 by Precept Ministries International and Janna Arndt

Published by Harvest House Publishers

Eugene, Oregon 97408

www.harvesthousepublishers.com

ISBN 978-0-7369-7470-7 (pbk.)

All rights reserved. No part of this publication may be reproduced, stored in a retrieval system, or transmitted in any form or by any means—electronic, mechanical, digital, photocopy, recording, or any other—except for brief quotations in printed reviews, without the prior permission of the publisher.

Printed in the United States of America

18 19 20 21 22 23 24 25 26 /VP-JC/ 10 9 8 7 6 5 4 3 2 1



Contents

An Important Note to Adults	7
Cooper, Callie, and Kate	9
1. In the Beginning	11
2. The Spirit of God	25
3. God Said... ..	43
4. God Called.... ..	67
5. God Made... ..	87
6. God Created... ..	109
7. God Blessed... ..	127
8. God Completed... ..	151



AN IMPORTANT NOTE TO ADULTS

(Please read this.)

Parents, grandparents, Sunday school teachers, and educators,

Welcome to the new Beginner Inductive Bible Study series—*inductive* Bible studies that help young children learn how to read and study the Bible for themselves. This new series will help children develop important skills related to colors, shapes, positional concepts, reading, mathematics readiness, and dexterity as they learn God’s Word.

Begin each day’s study by reading the brief opening story aloud to the child. Put your finger under each word so the child will learn that words have meaning and are read from left to right. If the child has already learned how to read, let the child read the story aloud to you.

- When you come to the instructions, read them aloud to the child.
- When you see a verse of Scripture enclosed in a box, read the verse aloud one word at a time as the child repeats each word. Have the child touch each word while saying it out loud. This will teach the child to recognize words and to read from left to right.
- When you come to a question, ask the question out loud, and give the child time to think and then answer. Ask the 5 W’s and an H questions: **WHO, WHAT, WHEN, WHERE, WHY,** and **HOW.** This will help kids uncover what the Bible says and develop their thinking and reasoning skills.

Activities like tracing a word, drawing or coloring a key word, coloring pictures, and so on will help children develop fine motor skills, which are essential for writing readiness. Make sure the child has a pencil for writing, crayons to color the pictures of the days of creation, and colored pencils for marking Scripture. When the child draws or colors a

picture, ask them to tell you about what they have drawn or colored. Having them tell you from memory what they have learned develops their thinking, reasoning, and language skills.

As children follow directions, identify shapes and colors, and work with numbers, they develop their cognitive skills. As they answer questions and verbalize what they observe, they develop language skills.

Do not rush through this precious time with the child. Ask God to lead and guide you. Remember, you are giving this child incredible gifts: learning who God is, learning how to read and understand His Word, and spending time with you—one person God is using in their young life to love them, nurture them, and help them to grow and develop. May God bless and use you!

Janna and Ray

From childhood, you have known the sacred writings which are able to give you the wisdom that leads to salvation through faith which is in Christ Jesus.

2 TIMOTHY 3:15

COOPER, CALLIE, AND KATE



“Hi! My name is Cooper, and this is my sister, Callie. This is our dog, Kate. Callie and I love Kate.


“Kate can do funny things. She loves to sniff out clues and lick our faces.

“Watch out! Kate will lick your face too!


“Kate wants to help us learn about God. Do you know **WHO** God is?

“We do, and we want you to know God too.

“We can find out **WHO** God is by reading the Bible.



“The Bible is the most important book in the world. The Bible is God’s words. The Bible is the truth.”



“God uses the Bible to teach us. The Bible shows us **WHO** God is, **WHAT** He does, and **HOW** we can know Him and do what is right.”




WEEK 1

In the Beginning

Genesis 1:1

The Bible is divided into two parts. The first part is called the Old Testament,



and the second part of the Bible is called the New Testament.

Before we read the Bible, we need to pray and ask God to teach us. Prayer is talking to God.


Let's pray and ask God to teach us as we read the Bible.

“God, I want to learn about You. Please teach me. Thank You. Amen.”

DAY 1

WHEN Did It Happen?

“Look at Kate,” Cooper said to Callie. “Kate is sniffing the Bible. Kate wants to read the Bible too! Let’s read the Bible to Kate.”



The first book in the Bible is the book of Genesis.

Let’s look at the first verse in Genesis and say it out loud.

Cooper and Callie want you to touch each word in Genesis 1:1 on the next page as you say it out loud.

GENESIS 1:1 "In the beginning God created the heavens and the earth."

Look at the words in Genesis 1:1 that have an oval around them. These words tell us **WHEN** the heavens and the earth were created.

Trace the words below that tell us **WHEN** the heavens and the earth were created.

In the

beginning

All right! **WHEN** were the heavens and earth created?

Touch each word you traced and say it out loud.


You did great! Cooper and Callie are so proud of you!

DAY 2

WHAT Is the First Book in the Bible?

Look at Kate. She has her head on Cooper's leg.

Kate is listening to Cooper and Callie pray. Let's talk to God too! Let's ask God to teach us as we study His Word today.



WHAT is the name of the first book in the Bible? Do you remember? Say it out loud.

Trace the name of the first book of the Bible.

Genesis

Now look at it. Touch it. Say it out loud.

Look at Genesis 1:1 below. Let's say Genesis 1:1 out loud. Touch each word as you say it.

GENESIS 1:1 "In the beginning God created the heavens and the earth."

WHO created the heavens and the earth? Say it out loud.

Trace the name of the person who created the heavens and the earth.

God

You did it! Great work!
Kate wants to give you a
good face-licking!

