



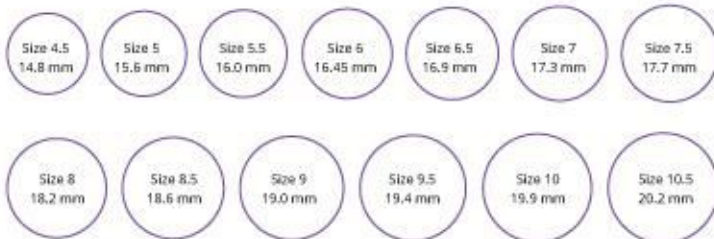
RULER



Two Ways To Find Your Ring Size

MEASURE YOUR RING

Find a ring that fits you and match it to one of the circles on the right. Make sure the inside of the ring lines up with the outside of the circle. If you are between sizes, order the larger size.



MEASURE YOUR FINGER

Wrap a piece of paper or string around your finger. Mark the point where it forms a complete circle. Use the lines on the left to determine your size. If you are between sizes, use the larger size.

Choose Your Necklace Length

CHAIN LENGTH

We can create any size chain. Our standard, single strand, chain length sizes range from 15" to 24". The two most popular choices for chain length are 16" and 18". The illustration on the right shows how the varying lengths appear on an average American woman. A 15" chain will hit an average sized American woman directly above the collarbone. To double a chain, it usually needs to be 38" or longer. Depending on neck size and chain thickness, the actual results may vary.

