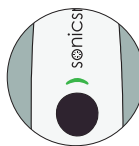
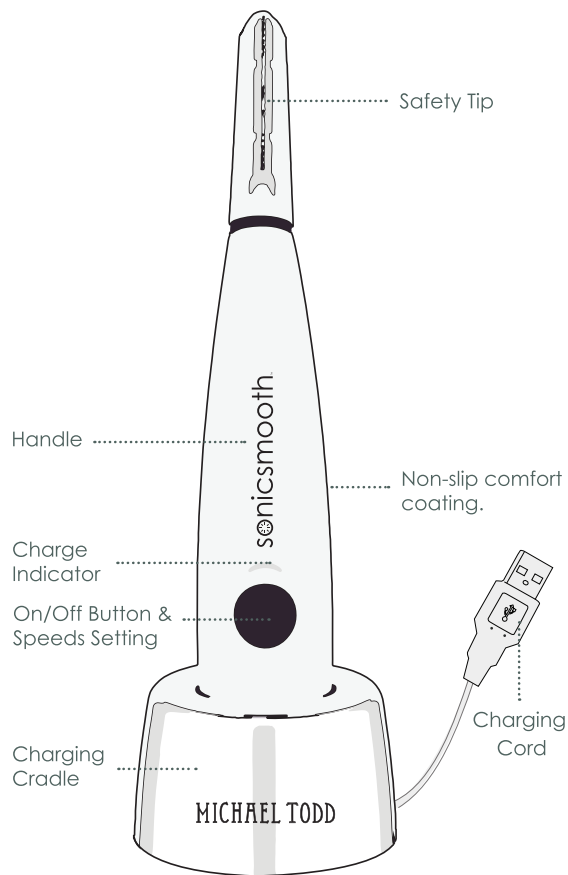




## INTRODUCING Sonicsmooth

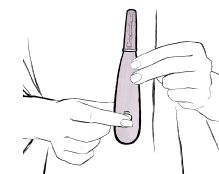


## SIMPLE Charging

1. Attach the included USB Charging Cable into a USB port and connect to a 110v wall adapter. Place Sonicsmooth in the Charging Cradle with the Power Button facing forward. The Michael Todd Beauty logo on the Charging Cradle and the Power Button should be facing the same direction.
2. Before your first use, charge the device for 12 hours. Sonicsmooth will run for 3 continuous hours before needing a charge. After initial charge allow 8-10 hours for subsequent charges. **DO NOT** overcharge which can shorten battery life. Disconnect the USB Cord from the power source when not charging. **DO NOT** charge Sonicsmooth for more than 24 continuous hours.
3. Charge Indicator.  
Green = Good Charge.  
Red = Low Charge.  
Flashing Red = Very Low Charge.

WARNING: Sonicsmooth is not intended to be used over active acne, open wounds, irritations, sunburns, psoriasis or recently treated areas with lasers or radiation.  
KEEP CHARGING DOCK AWAY FROM WATER AT ALL TIMES.

## STEP BY STEP Dermaplaning

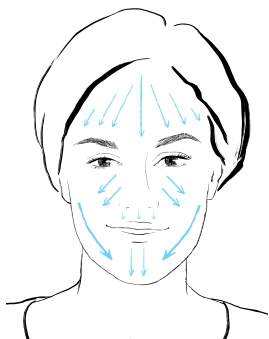


1. Prep the skin by thoroughly cleansing the treatment area, preferably with an oil-free cleanser. Rinse clean and pat dry.
2. Select the desired speed setting; low, medium or high speed by pressing the power button. Pressing the power button a 4th time will shut the device off. Safety Tips are single use, dispose after each use.
3. Position the Sonicsmooth at a 45° angle against the skin using light pressure. Allow the sonic technology to do the work and hold skin taut with free hand to prevent injury.
4. Starting at the top of your face near the forehead hair line, begin making short feathery strokes following the direction of the hair growth. You may gently glide over skin in a treatment area 1-3 times using the safety blade at a 45° angle. We **DO NOT** recommend using Sonicsmooth over raised imperfections (including acne) the eyelid, directly on the nose or on the lips.

5. After treatment, you may use serums or moisturizers. **DO NOT** use scrubs, exfoliators or peels.

## TIPS

1. Use Sonicsmooth following the direction of the hair growth, never against it. Downward strokes are recommended when dermaplaning. Hold the skin taut with the free hand for best results. The skin may appear pink or slightly red after treatment, this will disappear after a couple of hours. For this reason we recommend using Sonicsmooth at night.



2. **Areas to Sonicsmooth include** the entire face and neck. Avoid any raised imperfections, the eye socket, nose and lips.

3. **The best way to hold Sonicsmooth** is at a 45° angle.



4. **The best time to Sonicsmooth.** For best results, aestheticians recommend dermaplaning when you aren't applying SPF or makeup directly after. This allows freshly exfoliated skin to receive maximum benefits of treatment. Do not apply any alcohol or witch hazel products after dermaplaning.


## TIPS

5. **Sonicsmooth and the sun.** Sonic dermaplaning is a rejuvenating exfoliating treatment. Take precaution with sun exposure before and after treatments.

6. **Use a fresh Safety Tip every time.** This ensures a hygienic routine and prevents bacteria from spreading. **DO NOT** use any safety blade that appears damaged or broken.

7. **Frequency of treatments.** Peach fuzz, dead skin and debris accumulate every 7-10 days. Spacing your Sonicsmooth treatments one week apart is ideal to maintain a smooth radiant complexion.

8. **Attaching and removing Safety Tips is easy.** To remove, with the device powered off, insert the blade into the cartridge case until you hear a click and slide the device away from the box. To attach a new Tip, with the Safety Tip still in the Cartridge Case, slide the device handle through the opening the case along the tracks until it "clicks" into place. Never use your hands or fingers to remove blade. You may use the edge of a table to help slide safety edge off if needed.



## WARNINGS & WARRANTY

### Warnings:

1. Sonicsmooth is to be used on uncompromised treatment areas. Avoid use in treatment areas where any of the following is present: any area that was recently treated with chemical peels or lasers, over raised areas of skin such as lesions, moles, acne, and skin tags. Avoid treatment areas where cancer is present or suspected to be present. **DO NOT** use over compromised skin. Compromised skin may include but is not limited to sunburns, areas of healing, blisters, Rosacea, Psoriasis, abrasions, cuts and acne.
2. Sonicsmooth is specifically designed for use on the face and neck. **DO NOT** use over raised skin imperfections, in the eye socket area, over the nose or lips.
3. After an exfoliation treatment it is normal to feel a slight tingling sensation. This sensation usually subsides after an hour or two. If you feel any burning, irritation or uncomfortable sensation, discontinue use and consult a physician.
4. If you have any medical concerns about using Sonicsmooth, please consult your dermatologist before use.
5. Sonicsmooth is not to be used on children. Children should not play with the device.
6. If any of the components are damaged (Sonicsmooth Device Handle, Safety Tips, Charging Cradle, USB Charging Cord), **DO NOT** use. **DO NOT** attempt to open or services components. Contact Michael Todd Beauty customer services at 772-446-0149.
7. All Safety Tips are single use. Do not reuse or share Tips for sanitary reasons.
8. Sonicsmooth is intended only for use described in the Operating Manual. Call Michael Todd Beauty at 772-446-0149 with any questions.
9. **DO NOT** use or store Sonicsmooth anywhere that it can fall or be dropped into water. If the Sonicsmooth Device Handle, USB Charging Cord or Charging Cradle falls into water, **DO NOT** reach for it as electrocution may occur. **IMMEDIATELY**, unplug. Before charging always check to make sure all components are free from water.
10. Only use the supplied Charging Cradle to charge your Sonicsmooth Device Handle.

**Disclaimer:** Users of Sonicsmooth do so at their own risk. Neither Michael Todd Beauty nor any retailer partners assume any liability or responsibility for injuries or damages, physical or otherwise, resulting directly or indirectly from using Sonicsmooth. This Simple Quick Start Guide may be changed at any time by Michael Todd Beauty. Michael Todd Beauty reserves the right to make changes to this manual without obligation to notify any person of such changes or revisions. The complete Operating Manual is available online at [www.sonicsmoothmanual.com](http://www.sonicsmoothmanual.com).

FCC: U.S. This Class B digital product complies with Part 15 of the U.S. Federal Communications Commission (FCC) rules. Operation is subject to the following two conditions: (1) this device may not cause interference, and (2) this device must accept any interference, including interference that may cause undesired operation of the device.

For home or office use. Not intended for use in machinery, medical or industrial applications.

Radio and TV Interference Regulations. This product has been tested and found to comply with the limits for a Class B digital device pursuant to Part 15 of the FCC Rules. These limits are designed to provide reasonable protection against harmful interference in a residential installation. This product generates, uses and can radiate radio frequency (RF) energy and, if not installed and used in accordance with the instructions may cause harmful interference to radio communications devices (such as televisions, baby monitors, cordless phones, etc). However, there is no guarantee that RF interference will not occur in a particular installation. If this product does cause harmful interference to radio or television reception, which can be determined by turning the product off and on, the user is encouraged to try to correct the interference by one or more of the following measures:

- Reorient or relocate the receiving antennae of the other radio communications device
- Move the equipment farther away from the radio or tv
- Connect the product into an outlet on a circuit different from that to which the other device is connected
- Consult the manufacturer's customer service or an experienced radio/tv technician for more suggestions.

### Warranty:

**You must register your product within 90 days of purchase in order to obtain the warranty. Your warranty is not effective unless you register your product within the time provided. In order to register your product, go on-line to [www.warrantymichaeltoddbeauty.com](http://www.warrantymichaeltoddbeauty.com) and complete the information required for registration.**

LIMITED 3 YEAR WARRANTY. This limited warranty gives you specific legal rights and you may have other rights which vary from jurisdiction to jurisdiction. Any claim for breach of this limited warranty must be commenced within 3 years following the original purchase.

## NEED MORE INFO?

The entire operating manual including safety, care and warranty information is available at [www.sonicsmoothmanual.com](http://www.sonicsmoothmanual.com)

Contact customer service at 772-446-0149 or [customerservice@michaeltoddbeauty.com](mailto:customerservice@michaeltoddbeauty.com)

© 2022 MICHAEL TODD BEAUTY LP. All rights reserved.