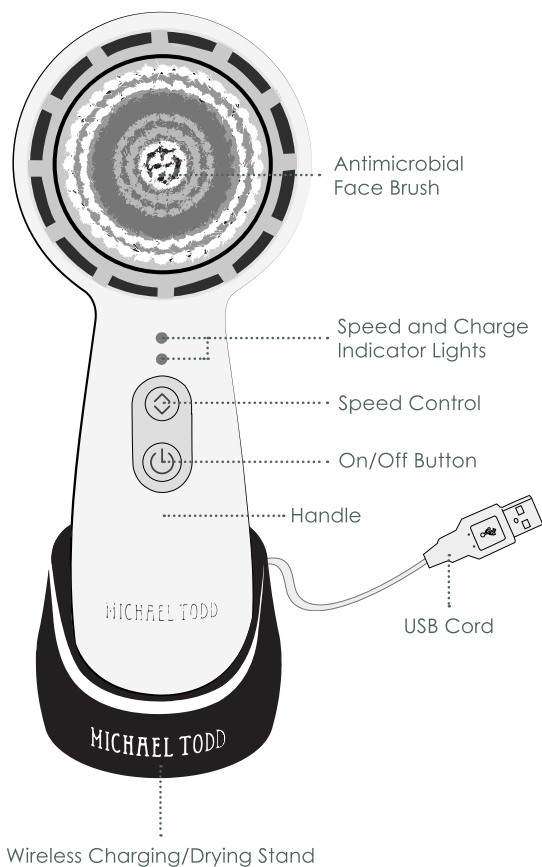
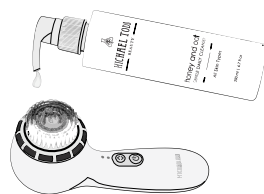




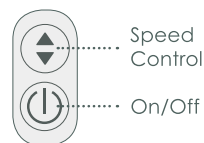
INTRODUCING Soniclear Petite



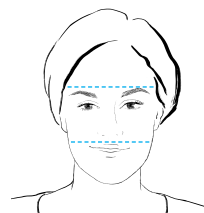
STEP BY STEP Soniclear Petite



1. Apply cleanser to wet Brush Head and moisten skin with water.



2. Power on Soniclear and select desired speed setting.



3. Divide face into 3 sections. Start at Forehead section and glide Soniclear in circular motions until you hear the automatic timer signaling you to move to the next section. Repeat until all 3 sections of the face are cleansed.

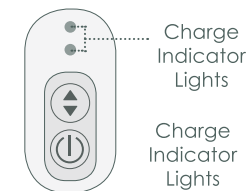


4. Rinse face clean. Pat dry and proceed with the rest of your skincare regimen/products. Rinse brush clean.

SIMPLE Charging



1. Place Soniclear Petite into the wireless charger and plug the adapter into a wall outlet. The Charge Indicator Lights will light up indicating the Unit is charging. Detach the Charger when not in use. **Before first use, charge the Soniclear Petite for 24 hours. Allow 8-12 hours for subsequent recharging.**



2. Charge Indicator lights:



Low Charge = unit will beep 2 times and both lights will flash 5 times.

No Charge = unit will beep 2 times and both lights will flash 5 times then power off



Charging = one light will flash, then both lights will flash until fully charged.

Full Charge = 2 lights lit continuously.

TIPS


Low ●●●●●?

Medium ●●●●●?

High ●●●●●?

1. What's the best speed for my skin? Soniclear Petite comes with 3 speed settings so that you can find the speed just right for you. The best practice is to start on Low Speed and gradually increase as your skin acclimates. This could take a couple days to a couple weeks. Take it slow and see how your skin responds.

2. How often do I use Soniclear? Start slow. In the beginning use the Soniclear 1 time per day for 1 minute in the evening time. As your skin gets used to sonic cleansing you may gradually increase usage to 1-2 minutes in both the AM and PM. Pay attention to feedback from your skin and decrease or increase usage as necessary.



TIPS

3. Is there a special cleanser I need to use? You do not need to purchase a special cleanser to use with Soniclear. The best practice is to choose a gentle daily cleanser. Michael Todd Beauty's Honey and Oat Gentle Daily Cleanser is a great choice.


4. When do I change the Brush Head? Good news! Soniclear brushes are the world's first antimicrobial sonic cleansing brushes that guard against 99% of stain and odor causing bacteria. **Replace your brushes every 6 months.** Wash your brush with a gentle cleanser between use.

5. Cleansing Timer. You will hear your Soniclear beep every 20 seconds. This alerts you when to move to the next area.



TIPS

6. Delicate Sensitive Skin Antimicrobial Brush Head For all skin types but ideal for Sensitive, Dry and Combination Skin. Experience a thorough yet extra gentle sonic cleanse with the super soft round-tipped bristles of Michael Todd's Delicate Sensitive Skin Brush Head. Antimicrobial protected brush guards against 99% of bacteria that can form on brushes between use.



WARNINGS & WARRANTY

- 8. DO NOT** use this Product outdoors or where oxygen is being administered.
- 9.** Never operate this Product if it is damaged.
- 10. DO NOT** use the Charger for recharging if the power cord or plug is damaged, the Charger is not working properly, or if the Charger has been dropped on the ground or into water.
- 11.** The Handle and Charger of this Product have no serviceable parts. Never attempt to open the Handle for any reason. If the Charger is damaged, it must be unplugged and replaced. Contact customer service at 772.800.7654 or email us at customerservice@michaeltoddbeauty.com for instructions on how to obtain a replacement.
- 12.** Use this Product with the supplied Charger only.

Warranty:

You must register your product within 90 days of purchase in order to obtain the warranty. Your warranty is not effective unless you register your product within the time provided. In order to register your product, go on-line to www.warrantymichaeltoddbeauty.com and complete the information required for registration.

LIMITED 3 YEAR WARRANTY. This limited warranty gives you specific legal rights and you may have other rights which vary from jurisdiction to jurisdiction. Any claim for breach of this limited warranty must be commenced within 3 years following the original purchase.

WARNINGS & WARRANTY

Warnings:

- 1. DO NOT** place or store the Charger where it can fall or be pulled into a tub or sink.
- 2. DO NOT** place the Charger in or drop it or the plug into water or other liquid. The Charger is not for immersion or for use in the shower or bath.
- 3. DO NOT** reach for the Charger that has fallen into water. Disconnect immediately.
- 4. DO NOT** use the product while plugged in to charge.
- Close supervision is necessary when this Product is used by, on, or near children or physically challenged persons.
- Use this Product only for its intended use as described in these Instructions for Use. DO NOT use attachments other than those recommended and provided by MICHAEL TODD BEAUTY.
- Keep the Charger away from heated surfaces.

INFO

NEED MORE INFO?

The entire Operating manual including safety, care and warranty information is available at www.soniclearpetitemanual.com

Contact customer service at 772-800-7654 or customerservice@michaeltoddbeauty.com

