



MICHAEL TODD<sup>®</sup>  
BEAUTY

## HYDROjet Facial System

Ultimate Hand Held Shower  
System with Sonic Cleansing Brush  
& Powerful Adjustable Spray

INSTRUCTIONS  
FOR USE



# CONGRATULATIONS

Dear Customer,

Thank you and congratulations on choosing Michael Todd Beauty's HYDROjet Facial System, the first of its kind hand held shower Facial System featuring sonic facial cleansing with a stimulating adjustable power spray. We are confident it will bring you years of enjoyment.

HYDROjet is the world's first antimicrobial sonic skin cleansing system. With its exclusive built-in LIFE antimicrobial product protection, the HYDROjet's brushes will stay cleaner, fresher, longer. An industry first, traditional sonic skin cleansing systems do not provide this protection.

The HYDROjet uses the pore-purifying power of propelled water paired with true-state-of-the-art sonic technology to power-wash away embedded debris, pore-blockages, toxin buildup and dead skin cells to unclog and detoxify pores for a completely renewed complexion.

With 27,000 buffed cleansing bristles that oscillate at 300X's per second, 6 Cleansing speeds, 2 operating modes and adjustable power spray enable you to customize your cleansing experience to your specific skin concerns, including patent pending C-Boost™ Technology, another first, to stimulate circulation.

HYDROjet is waterproof, cordless and rechargeable. Another industry first is that it features soft, non-slip grips to prevent slipping in the user's hand.

Meet your new favorite skin cleansing tool! Once you've tried HYDROjet you will not want to imagine your beauty routine without it.

# IMPORTANT SAFETY INFORMATION

BASIC SAFETY PRECAUTIONS. THIS PRODUCT IS NOT DESIGNED OR INTENDED PRIMARILY FOR CHILDREN 12 YEARS OF AGE OR YOUNGER. When using electrical products, especially when children are present, basic safety precautions should always be taken.

## DANGERS. To reduce the risk of electrocution:

1. **DO NOT** place or store the Charging Cord where it can fall or be pulled into a tub or sink.
2. **DO NOT** place the Charging Cord in or drop it into water or other liquid. The Charging Cord is not for immersion or for use in the shower or bath.
3. **DO NOT** reach for the Charging Cord that has fallen into water. Unplug immediately.
4. **DO NOT** use HYDROjet where the power cord while plugged in can come in contact with water.

## WARNINGS. To reduce the risk of burns, electrocution, fire or injury to persons:

1. Close supervision is necessary when this product is used by, on, or near children or physically challenged persons.
2. Use this product only for its intended use as described in these Instructions for Use. DO NOT use attachments other than those recommended and provided by MICHAEL TODD BEAUTY. Use HYDROjet with the supplied USB cord only.

3. Keep the power cord away from heated surfaces.
4. Never operate HYDROjet if it is damaged.
5. **DO NOT** use the Charging Cord for recharging if it is damaged, the Charging Cord is not working properly, or if the Charging Cord has been dropped on the ground or into water.
6. The Handle and Charging Cord have no serviceable parts. Never attempt to open the Handle for any reason. If the Charging Cord is damaged, it must be unplugged and replaced. Contact customer service at 772.800.7654 or email us at customerservice@michaeltoddbeauty.com for instructions on how to obtain a replacement.

IMPORTANT CAUTIONS.

## INSTALLATION INSTRUCTIONS, VIDEOS AND BEST USES

Hover phone camera over code

**NO APP NEEDED**

How to install  
(standard)



How to install  
(with built in or extra  
handheld shower)



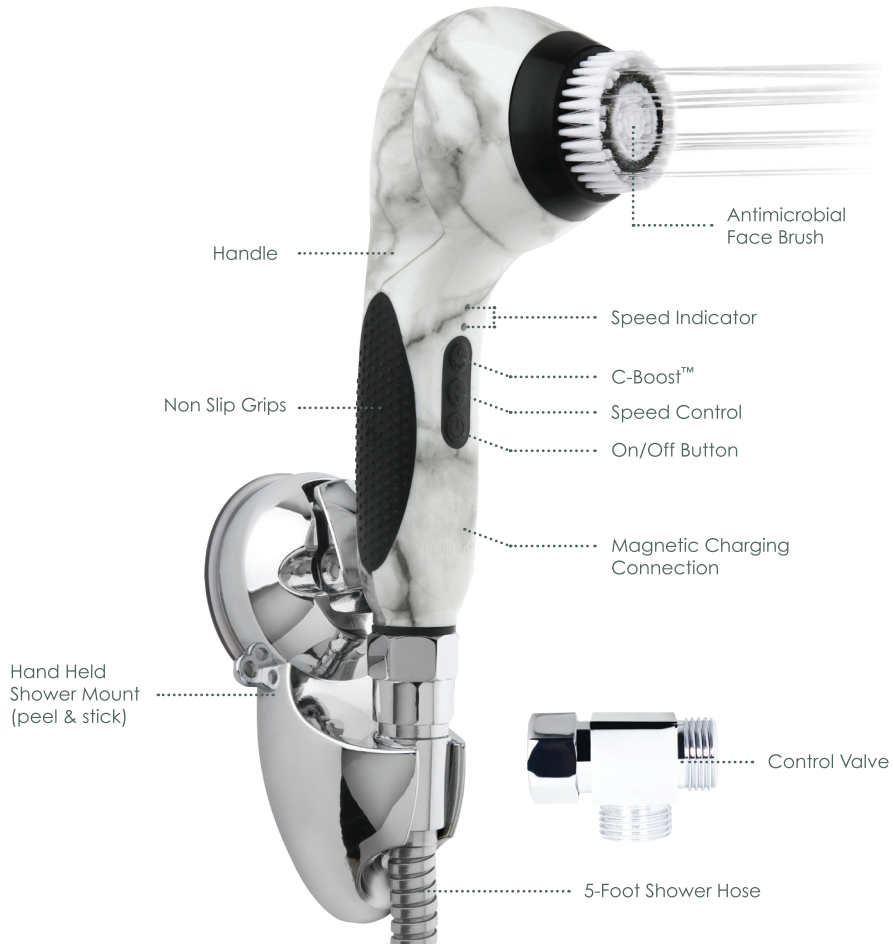
# CONTENTS

Your HYDROjet comes with the following:

1. HYDROjet Cleansing Tool with Variable Flow Control
2. Antimicrobial Face Brush Head
3. Charging Cord
4. 5 Foot Shower Hose
5. Hand Held Shower Mount



# GETTING TO KNOW YOUR HYDROjet



## HYDROjet FEATURES

**ANTIMICROBIAL PROTECTION.** HYDROjet Facial brush head utilizes our exclusive built in LIFE antimicrobial product protection. Safe, effective and long lasting, the antimicrobial protection will not wash out or wear off for the normal life of the brush head so the brush stays cleaner, fresher for longer. Traditional face cleansing systems do not provide this protection.

**WATERPROOF.** HYDROjet is waterproof (not merely water resistant) for use in the bath or shower.

**NON-SLIP COMFORT GRIPS.** HYDROjet features soft hand grips for increased comfort and to prevent slipping in the user's hand.

**SIX SPEED OPTIONS.** HYDROjet has 6 speeds for the speed just right for you: 3 speeds (low, medium and high) with the C-Boost™ Technology feature activated and 3 speeds without the C-Boost™ feature activated.

**EVEN CLEANSING TIMER.** For even and thorough cleansing, the HYDROjet features a built-in automatic timer that beeps at 20 second intervals to indicate it is time to move to another cleansing area.

**C-BOOST™ TECHNOLOGY.** HYDROjet provides an adjustable C-Boost™ Technology that provides a stimulating adjustable pulsing massage that adds to the cleansing experience by stimulating blood flow to the skin's surface.

**CORDLESS; RECHARGEABLE.** HYDROjet is cordless and rechargeable and can provide up to 60 minutes of continuous use between charges.

**ADJUSTABLE POWER SPRAY WITH VARIABLE FLOW CONTROL.** HYDROjet has an adjustable power spray with variable flow control allowing you to customize your cleansing experience.



# LIFE® ANTIMICROBIAL PRODUCT PROTECTION


## Protection Against Stain and Odor Causing Bacteria



The inventors of HYDROjet recognized that skin cells and moisture remaining on the Brush Heads between uses can create conditions for bacteria to grow. The HYDROjet Brush Heads are treated during the manufacturing process with proprietary LIFE® antimicrobial product protection - a HYDROjet exclusive - to guard against the growth of stain and odor causing bacteria. Traditional skin cleansing systems do not provide this protection.

The antimicrobial protection in HYDROjet is registered with the US Environmental Protection Agency to guard against stain and odor causing bacteria on the Brush Heads of your HYDROjet. Safe, effective and long lasting, this antimicrobial product protection will not wash out or wear off for the normal life of the Brush Heads so the brushes stay cleaner, fresher for longer!

## OPERATING INSTRUCTIONS

1. Before using HYDROjet for the first time, charge the Handle for 24 consecutive hours. See CHARGING Instructions.
2. Starting: Press the ON/OFF Button to turn on 
3. Turn Diverter valve to allow water flow and adjust water pressure.  
Selecting Speeds: To customize cleansing for your specific skin type and concerns, HYDROjet provides a choice of 6 sonic powered cleansing speeds: 3 sonic speeds (low, medium and high) with the C-Boost™ Technology feature activated and 3 speeds without the feature activated. C-Boost™ Technology is a setting that provides stimulating adjustable pulse/ massage at the push of a button for improved circulation.

Through smart technology, when you turn on your HYDROjet it will default to the last speed that was used prior to shutting the unit off. To change speeds, press the Speed Button while your HYDROjet is on. Speed is indicated visually by the two red Speed Indicator Lights on the Handle above the Power, Speed and C-Boost™ Buttons.

Hover phone camera over code

**NO APP NEEDED**

How to install  
(standard)



How to install  
(with built in or extra  
handheld shower)






4. To use the C-Boost™ Technology feature , turn on the HYDROjet  and press the C-Boost™ button , then select the desired C-Boost™ speed by repeatedly pressing the Speed Button  until the desired speed is achieved as indicated by the two red blinking Speed Indicator lights on the Handle above the Power, Speed and C-Boost™ Buttons.

Speed	Light
<b>BASIC SONIC CLEANSING</b>	
High speed	Both red lights on
Medium speed	Top red light on
Low speed	Bottom red light on
<b>C-BOOST™</b>	
High speed	Bottom red light blinking
Medium speed	Top red light blinking
Low speed	Both red lights blinking

5. Basic Sonic Cleansing: Suggested guidelines
- Low speed – (Bottom red light on) This speed provides gentle cleansing action.
  - Medium – (Top red light on) This speed is intended for all skin types and provides normal sonic cleansing.
  - High – (Both red lights on) This speed is intended for all skin types except sensitive and provides maximum sonic cleansing.

## C-Boost™ : Suggested guidelines

- Low speed – (Bottom red light blinking) This setting provides gentle cleansing action with stimulating massage for increased skin rejuvenating benefits.
  - Medium – (Top red light blinking) This setting is intended for all skin types and provides normal sonic cleansing with stimulating massage for increased skin rejuvenating benefits.
  - High – (Both red lights blinking) This setting is intended for all skin types except sensitive and provides maximum sonic cleansing with stimulating massage for increased skin rejuvenating benefits.
6. Cleansing Timer. For even and thorough cleansing, HYDROjet features a built in automatic timer that beeps every 20 seconds to indicate it is time to move to another cleansing area. **The HYDROJET will shut off automatically after 3 minutes.**
  7. Cleansing. To cleanse, wet your skin and the Brush Head with warm water. Apply cleanser to your skin or the Brush Head. Turn the HYDROjet on  and select the desired speed  and operating mode. Place the Brush Head flush to the skin and gently move in small circular motions. Note: Do not press hard. The sonic micro- massaging action of the Brush Head will perform the cleansing at up to 18,000 oscillation movements per minute. Pressing too hard will impede the motion and reduce the effectiveness of the cleansing.
  8. Stopping. HYDROjet can be stopped at any time by pressing and holding the ON/OFF Button  for approximately 1 second. Turn off diverter valve to stop water flow.
  9. After Cleansing, rinse with warm water and dry skin with a clean towel.
  10. Wash your brush in warm soapy water and rinse any residue from your HYDROjet handle.

## CHARGING

1. Your HYDROjet is powered by a rechargeable battery with a USB Charger which magnetically attaches to the handle. Recharge the battery only as needed with the USB Charger that comes with your HYDROjet. It is not necessary or recommended that the HYDROjet be recharged after each use. Depending on the power setting used the fully charged HYDROjet should provide 30-60 minutes of continuous use before needing to be recharged.
2. First Use. Before you use your HYDROjet for the first time, you need to charge it fully for 20- 24 hours. For subsequent recharging allow 16-18 hours. **DO NOT** charge your HYDROjet for more than 40 continuous hours. A full charge provides up to 60 minutes of continuous use.
3. Remove from the shower and unscrew the hose with your hand from the base (wipe dry) before putting the magnet on for charging.
4. To charge the HYDROjet, plug the charger into a USB port or AC adaptor. Attach the magnetized portion of the charger to the bottom part of the handle. The charging lights will light up indicating the unit is charging. Unplug the charger when not in use. **DO NOT** unplug the charger when it is still connected to the unit as this will cause discharging of the battery.
5. The charger may become warm in normal operation while charging.
6. Infrequent Use. The handle needs to receive a charge occasionally. If you rarely use the handle, recharge it every 3 months to maintain its charging capability.
7. Charge Indicator. If battery power is low when the handle is on, it will shut off after 60 seconds and the lights will flash 5 times



## CARE AND MAINTENANCE

1. Handle. The Handle can be cleaned using warm soapy water to remove any dirt or residue buildup. Rinse and dry with a clean cloth.
2. Brush Head. The Brush Head is antimicrobial to protect against stain and odor causing bacteria. This protection is safe, effective and long lasting, and will not wash out or wear off for the normal life of the Brush Head. Traditional sonic cleansing systems don't provide this protection.

If discoloration occurs, clean the Brush Head with warm soapy water. We also recommend replacing the Brush Heads after 6 months of continuous use.

3. **DO NOT** clean HYDROjet or any of its components using a dishwashing machine.
4. **DO NOT** use abrasive cleaners or chemicals to clean your HYDROjet.
5. HYDROjet does not require any other regular maintenance. If the unit is not working properly, discontinue use and contact Customer Service at [customerservice@michaeltoddbeauty.com](mailto:customerservice@michaeltoddbeauty.com) or call (772) 800-7654.

## LIMITED WARRANTY

Please use this as your reference for any customer service or warranty needs you may have in the future.

You must register your product within 90 days of purchase in order to obtain the warranty. Your warranty is not effective unless you register your product within the time provided. In order to register your product go on-line to [www.warrantymichaeltoddbeauty.com](http://www.warrantymichaeltoddbeauty.com) and complete the information required for registration.

LIMITED 3 YEAR WARRANTY. This limited warranty gives you specific legal rights and you may have other rights which vary from jurisdiction to jurisdiction. Any claim for breach of this limited warranty must be commenced within 3 years following the original purchase.

For a period of three years from the date of purchase, Michael Todd Beauty LP ("MICHAEL TODD BEAUTY") warrants the HYDROjet (the "Product") against Covered Defects. If there is a Covered Defect during the warranty period MICHAEL TODD BEAUTY agrees to exchange the Product with a new equivalent Product. This is the sole remedy available for breach of this limited warranty.

The limited warranty begins on the date of purchase and expires 3 years thereafter. In no event is the warranty period tolled or extended - including any period during which the Product (or any parts thereof) is in repair or if the Product is replaced by MICHAEL TODD BEAUTY during the warranty period.

FOR FULL WARRANTY INFORMATION PLEASE VISIT: [www.hydrojetfacialsystem.com](http://www.hydrojetfacialsystem.com)

© 2020 MICHAEL TODD BEAUTY, DIST, Port St Lucie, FL 34953

[michaeltoddbeauty.com](http://michaeltoddbeauty.com) | 772 800.7654

For more information, updates, reviews frequently asked questions and more visit us on the web at [www.michaeltoddbeauty.com](http://www.michaeltoddbeauty.com)

Michael Todd Beauty and HydroJet Facial System are trademarks of Michael Todd. LIFE antimicrobial product protection is a registered trademark of LIFE Materials Technologies Ltd

US Patents 10,058,168 and 10,058,351

© 2020 MICHAEL TODD BEAUTY LP. All rights reserved.

