



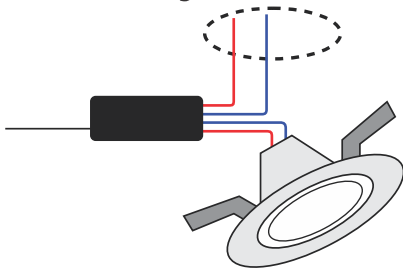
Features

- 4 x Corner buttons.
- Fits on existing 2x4 wall box.
- Can be flush mounted.
- LED feedback on button push.
- Unique upmarket wireless light switch.
- Brushed aluminium finish.

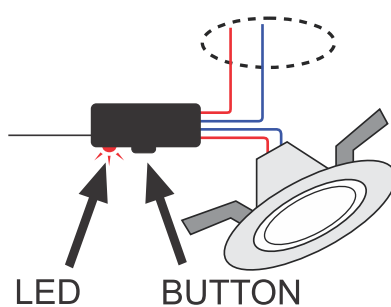
Linking Procedure



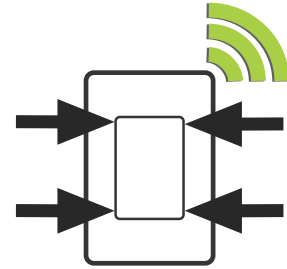
Connect the receiver to the lights



Hold the LINK button until the LED starts flashing




Then press a button on the switch within 25 sec



Specifications

- Input supply - 1 x Cr2032 coin cell battery (Up to 2 years battery life)
- 4 Button transmitter
- Form factor - moulded casing - 145mm (L) x 90mm (W) x 15mm (H)
- Radio frequency - 868MHz
- Range - 30m through walls and floors, 100m line of sight. Repeaters (QS-T-REP) available if needed

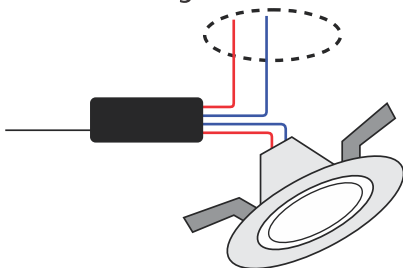


Features

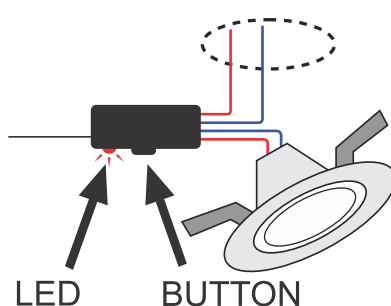
- 4 x Corner buttons.
- Fits on existing 4x4 wall box.
- Can be flush mounted.
- LED feedback on button push.
- Unique upmarket wireless light switch.
- Brushed aluminium finish.

Wiring Diagram

- Connect the receiver to the lights



- Hold the LINK button until the LED starts flashing



- Then press a button on the switch within 25 sec



Specifications

- Input supply - 1 x Cr2032 coin cell battery (Up to 2 years battery life)
- 4 Button transmitter
- Form factor - moulded casing - 150mm (L) x 150mm (W) x 15mm (H)
- Radio frequency - 868MHz
- Range - 30m through walls and floors, 100m line of sight. Repeaters (QS-T-REP) available if needed