

2018 SHOP MANUAL



Brad Binder



We work for the underdogs, the hard chargers, the privateers and the pioneers. The ones who know the difference between trying hard, working hard and playing hard. The ones who clear their own trails, turn their own wrenches and define their own win.

We know that a legacy must be built, not bought. Behind every broken record is a story of broken bones, bloody knuckles, busted rides and epic moments. A spot on the podium is earned with the grit to keep grinding, courage to hang it all out, and the focus to win when it counts.

Time spent in our helmets is a precious escape from the day to day. The name of the game is seizing the moment, going hard and having fun. Our job is to help protect them, to inspire them, to cultivate confidence and to get out of the way.

We work for the boundary breakers. We empower them to set records—and break them. We inspire them to lean in, to go all out and to have a good time doing it.

We dare them to LIVE WIDE OPEN.





2018 BELL POWERSPORTS PRODUCT GUIDE

STREET FULL FACE	
STAR SERIES TECH OVERVIEW	6-11
PRO STAR	12-15
RACE STAR	16-21
STAR MIPS/STAR SHIELDS	22-31
RS-2	32-35
QUALIFIER DLX w/ MIPS	36-37
QUALIFIER DLX	38-39
QUALIFIER	40-41
REVOLVER EVO	42-43
CLICKRELEASE SHIELDS	44
MX/OFF-ROAD	
MOTO-9 FLEX TECHNOLOGY	48-49
MOTO-9 FLEX	50-52
MOTO-9 MIPS	54-57
MX-9 MIPS	58-59
MX-9 ADVENTURE w/ MIPS	60-61
MX-9 ADVENTURE SHIELDS	62
CULTURE	
BULLITT CARBON	66-67
BULLITT SE	68
BULLITT	70-71
MOTO-3	72-75
RIOT	76-77
CUSTOM 500 SE	78
CUSTOM 500	80-81
CLASSIC SHIELDS/VISORS	82-83
CRUISER	
ROGUE	86-87
SCOUT AIR	88
SHORTY	90-91
SPARE PARTS & ACCESSORIES	92-95
COMMUNICATION DEVICE CHARTS	96-97
LINE ROUNDUP	98-103



STREET FULL FACE

Brad Binder



Cameron Beaubier



Troy Herfoss



PURPOSE-BUILT PERFORMANCE

THE STAR SERIES.

GAME CHANGED. AGAIN.

Since its introduction back in 1967, the Bell Star has long represented the standard in head protection. Revered as the first full-face helmet on the market, the Bell Star inspired an industry to pursue the science of head protection. That obsession with helmet innovation continues today.

The Bell Star is more than an evolution of its predecessor. It's a complete rethinking of what a race helmet should be, driven by the essential needs of the modern racer.





WARNING: Motorcycling is a dangerous sport which may result in serious injury or even death. For proper use of your helmet, please refer to the owner's manual.

UNDER THE HOOD

THE STAR. RE-IMAGINED PERFORMANCE FROM START TO FINISH.



REINVENTED FIELD OF VIEW

The Star offers an entirely new viewport creating better vertical and lateral field of view and even greater head-check visibility



FIELD TESTED AND DEVELOPED

Working with professional riders on the track is the best way to understand the challenge and generate solutions quickly



OPTIMIZED AERODYNAMICS

Using our state-of-the-art wind tunnel, we fine-tuned the Star's aerodynamics with advanced riding simulations



MORE SIZES. MORE PERFORMANCE.

Offering 6 EPS and 6 shell sizes allows a more proportional fit and improved performance, especially at high speeds

BROADEN YOUR HORIZON

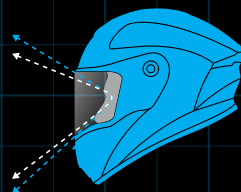
PANOVISION™ VIEWPORT INCREASES FIELD OF VIEW

No matter what or how you ride, one factor remains constant: the need for maximum visibility. Whether racing or going on a simple ride in the mountains, the ability to make safe headchecks and see obstacles clearly is critical.

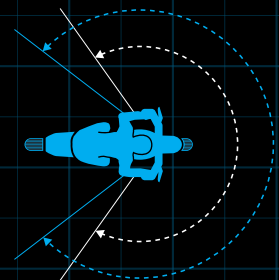
The Panovision viewport in the Star offers riders additional vertical and lateral visibility over the previous Star and more traditional viewports. This allows the rider to see better in a tight or tucked position and make safer lane changes and head-checks.

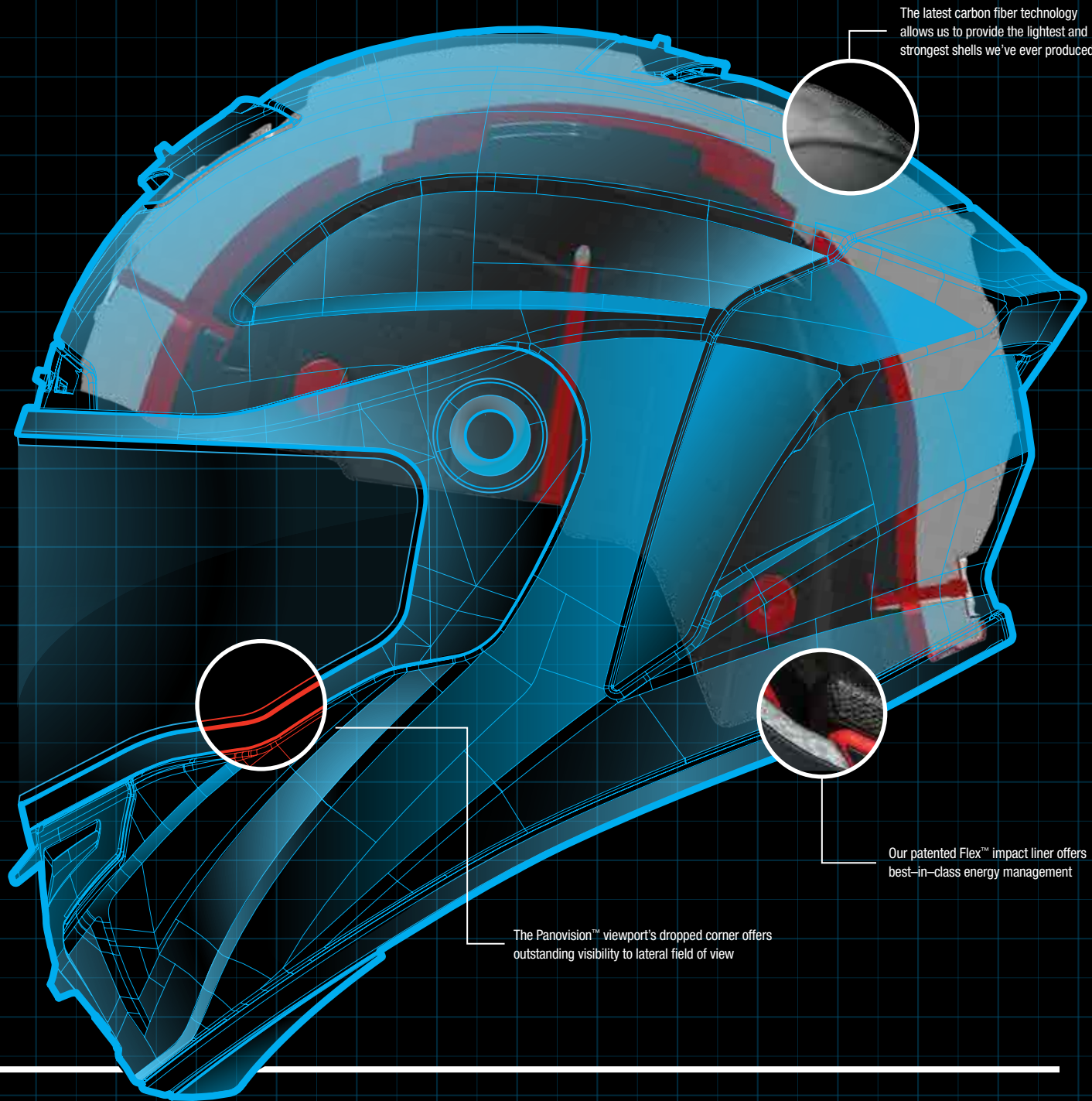
VERTICAL INCREASE IN FIELD OF VIEW

--- TRADITIONAL FIELD OF VIEW
- - - STAR FIELD OF VIEW



LATERAL INCREASE IN FIELD OF VIEW





The latest carbon fiber technology allows us to provide the lightest and strongest shells we've ever produced

Our patented Flex™ impact liner offers best-in-class energy management

The Panovision™ viewport's dropped corner offers outstanding visibility to lateral field of view

PURPOSE BUILT: RACEVIEW VS STREETVIEW

The Star features two unique profile shapes for two distinctly different types of riding. The Raceview profile used on the Pro Star and Race Star uses an orientation specifically optimized for a tucked, more compact position. Conversely, the Streetview profile used for the Star is designed for a more upright, sport or touring position.

RACEVIEW

Requires a higher brow line and chin.



STREETVIEW

Features a dropped brow and different collar profile.



PICK THE RIGHT HELMET FOR YOUR RIDING

The Raceview profile is for a rider that enjoys a tight position and pushing their skills. The Streetview profile is designed for a less aggressive rider.



PROSTAR RACEVIEW



RACESTAR RACEVIEW



STAR STREETVIEW



ProFIT



PURPOSE-BUILT SIZING FOR HIGH-SPEED RACING.

6 SHELLS. UNLIMITED PERFORMANCE.

By offering 6 shell sizes instead of the traditional 2-3, and 6 impact liner sizes, we enable riders to experience the performance of a near-custom fit. *However you ride, fit matters.*

1 EXTRA SMALL	2 SMALL	3 MEDIUM	4 LARGE	5 EXTRA LARGE	6 XXL
53-54 CM	55-56 CM	57-58 CM	59-60 CM	61-62 CM	63-64 CM

PLUS, 6 IMPACT LINER SIZES

We engineered 6 unique impact liners, based on the headforms of each major size, to provide a pro-level fit and helmet.

FOR COMPARISON'S SAKE

The Traditional 2 OR 3-SHELL FIT SYSTEM

While it works for many applications, this more typical offering requires additional padding to compensate for the shell sizing variance.



XS 53-54 CM
S 55-56 CM



MD 57-58 CM
L 59-60 CM



XL 61-62 CM
XXL 63-64 CM



The All New BELL ProFIT SYSTEM

The ProFIT system's 6 shells ensure that riders experience a more proportional fit that's optimized for weight, size, and stability.



XS: 53-54 CM



S: 55-56 CM



M: 57-58 CM



L: 59-60 CM



XL: 61-62 CM



XXL: 63-64 CM

SMALLER. FASTER. **PERIOD.**

**A MORE COMPACT, PROPORTIONATE FIT
EQUATES TO A LIGHTER AND FASTER HELMET.**




SMALLER PROFILE

This allows riders to achieve a tighter, tucked position with improved aerodynamics.



LESS NOISE

A better fitting helmet will quiet wind noise and reduce buffeting.



BETTER STABILITY

Without the added size and material, it's steady on the head and reduces fatigue.

"IT JUST DISAPPEARED ON MY HEAD."

Cameron Beaubier in the Star

Q&A

Q: I've always worn a medium. According to this, I'm now a large. Can you please explain how this is smaller?

A: That's because you've always based your size on a 3 shell system. The Star Series uses the ProFIT's 6 shell system which has a unique liner for every major size. Overall, the profile will be more proportionate.

Q: When i put the helmet on, it seemed tight. Is that normal?

A: Yes. The performance fit of a ProFIT helmet will be light and snug as it's optimized for size, weight and stability.

LEARN MORE ABOUT THE NEW ProFIT SYSTEM AT [BELLHELMETS.COM/STAR-SERIES](https://www.bellhelmets.com/star-series)



PRO STAR

ONE OF THE MOST ADVANCED RACE HELMETS ON THE MARKET, PACKED WITH CUTTING EDGE TECHNOLOGY TO EARN THE TOP SPOT ON THE PODIUM.

THE FEATURES



FLEX IMPACT LINER

A first-of-its kind, three-layer impact liner designed to manage energy from three potential impact scenarios: low, mid and high-speed



TeXtreme® CARBON SHELL

Using TeXtreme® ultra-thin carbon fiber weave, we engineered one of our lightest and strongest shells ever



VIRUS® COOL JADE POWER MESH LINER

Designed to withstand the rigors of hard use in extreme conditions, the Virus liner allows athletes to stay cool, keep comfortable and beat the funk



MAGNEFUSION™ MAGNETIC CHEEK PADS

Allows for easy removal of the pads for washing and enables emergency responders to easily remove the cheekpads first before removing the helmet following an impact

TeXtreme® CARBON FIBER

THE NEXT GENERATION OF SHELL INNOVATION

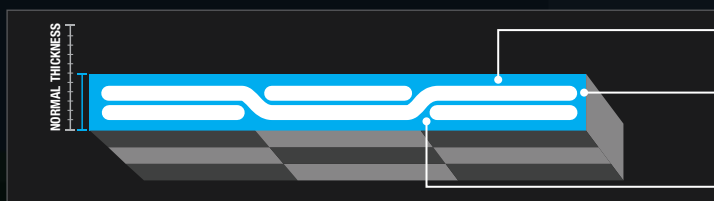
This ultralight and incredibly strong carbon fiber technology is currently used in today's most advanced Formula 1 cars and racing boats and now, in the Pro Star. It's 20% lighter than conventional carbon fiber and reduces weight without sacrificing strength or stiffness.

TeXtreme®'s Patented Formula

Straighter fibers with reduced crimp optimize and strengthen the composite

The Spread tow structure makes it possible to achieve thinner laminates

Lower crimp reduces the amount of excess plastic, thereby minimizing weight





PRO STAR **FLEX**

THE PROGRESSIVE PROTECTION OF THE FLEX IMPACT LINER

The Pro Star and Race Star feature our revolutionary Flex impact liner. Designed to manage energy from impacts big and small, the Flex liner uses 3 unique materials at different densities to manage low, mid and high energy impacts. Using expanded polyolefin (EPO), a soft and flexible low-density polymer for low-speed impacts, with EPP and EPS layers for mid to high-speed impacts, we have a progressive impact liner that works incredibly well to manage impacts across the spectrum of crash types.



EPS
Expanded Polystyrene

EPO
Expanded Polyolefin

EPP
Expanded Polypropylene



PRO STAR FLEX

Top Performer on the Podium



MATTE BLACK

XS – BE301490002054 S – BE301490002056 MD – BE301490002058
LG – BE301490002060 XL – BE301490002062 XXL – BE301490002064



Helmet Bag included

FEATURES

- Flex™ Interior Liner
- TeXtreme® Shell
- Virus® CoolJade™ Liner
- Panovision™ Shield with Class 1 Optics
- Magnefusion™ Magnetic Cheek Pads
- RaceView Orientation

CERTIFICATIONS



Meets or exceeds the following certifications:
Snell M2015, DOT and ECE

SIZES: XS, S, M, L, XL, XXL



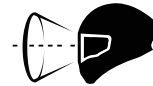
Flex Energy Management



TeXtreme® Shell



Virus® CoolJade™ Liner



Panovision™ Shield



MERS Magnefusion Cheekpads

PRO STAR CHEEK PAD MATRIX

Shell Size	OEM Cheek Pad Size	Compatibility
XS	35 mm	INTERCHANGEABLE
S	35 mm	
M	35 mm	
L	35 mm	
XL	40 mm	
XXL	35 mm	

PRO STAR HELMET SIZE CHART

SHELL	EPS	HELMET SIZE	CIRCUMFERENCE (cm)	CIRCUMFERENCE (IN)	HAT SIZE (IN)
1	1	XS	53–54 cm	20 7/8" – 21 5/8"	6 5/8" – 6 3/4"
2	2	S	55–56 cm	21 1/2" – 21 7/8"	6 7/8" – 7"
3	3	MD	57–58 cm	22 1/4" – 22 5/8"	7 1/8" – 7 1/4"
4	4	L	59–60 cm	23" – 23 1/2"	7 3/8" – 7 1/2"
5	5	XL	61–62 cm	23 5/8" – 24 1/4"	7 5/8" – 7 3/4"
6	6	XXL	63–64 cm	24 5/8" – 25"	7 7/8" – 8"



RATCHET BLACK/WHITE

XS – BE301000018054 S – BE301000018056 MD – BE301000018058
LG – BE301000018060



Helmet Bag included



TRACER BLACK/SILVER

MD – BE301000019058 LG – BE301000019060



Helmet Bag included

RACE STAR

THE RACER WITH A DAY JOB, THE RACE STAR PROVIDES THE SAME LEVEL OF RIDER PROTECTION IN A MORE AFFORDABLE PACKAGE.

THE FEATURES



FLEX IMPACT LINER

A first-of-its kind, three-layer impact liner designed to manage energy from three potential impact scenarios: low, mid and high-speed



VIRUS® COOL JADE POWER MESH LINER

Designed to withstand the rigors of hard use in extreme conditions, the Virus liner allows athletes to stay cool, keep comfortable and beat the funk



3K CARBON SHELL

The proven 3K carbon fiber on the Race Star gives this helmet the look, performance, and feel of a true race helmet



MAGNEFUSION™ MAGNETIC CHEEK PADS

Allows for easy removal of the pads for washing and enables emergency responders to easily remove the cheekpads first before removing the helmet following an impact.

VIRUS® COOL JADE POWER MESH LINER

TECHNICAL FABRICS DESIGNED FOR ACTION SPORTS

Pro Star and Race Star feature the most technically advanced liner on the market. CoolJade fabric from Virus has been infused with recycled jade to create a natural cooling effect. The ultra-wicking construction combined with CoolJade infused yarn decreases your skin surface temperature up to 10° F – keeping you comfortable, dry and cool.





RACE STAR

FLEX 

PROGRESSIVE LAYERING *

Pro Star and Race Star feature the Flex impact liner, designed to perform across a range of crash scenarios. It does this by using three different materials at three different densities. As the impact becomes greater, higher density layers are engaged to manage energy.



* Patent pending





RACE STAR FLEX

For the Racer with a Day Job



NEW RSD GLOSS/MATTE WHITE/RED/CARBON FORMULA

S – BE302004493056 MD – BE302004493058
LG – BE302004493060 XL – BE302004493062

(SHIPS WITH AN ADDITIONAL GOLD IRIIDIUM PANOVISION SHIELD)



Helmet Bag Included

FEATURES

- Flex Interior Liner
- 3k Carbon Shell
- Virus® CoolJade™ Liner
- Panovision™ Shield with Class 1 Optics
- Magnefusion™ Magnetic Cheek Pads
- RaceView Orientation
- Integrated speaker pockets
- Eyewear compatible

CERTIFICATIONS



DOT CE

ECE 22.05

Meets or exceeds the following certifications:
Snell M2015, DOT and ECE

SIZES: XS, S, M, L, XL, XXL



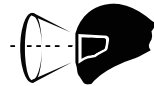
Flex Energy Management



3K Carbon Fiber Shell



Virus® CoolJade™ Liner



Panovision™ Shield



MERS Magnefusion Cheekpads

RACE STAR CHEEK PAD MATRIX

Shell Size	OEM Cheek Pad Size	Compatibility
XS	35 mm	INTERCHANGEABLE
S	35 mm	
M	35 mm	
L	35 mm	
XL	40 mm	
XXL	35 mm	

RACE STAR HELMET SIZE CHART

SHELL	EPS	HELMET SIZE	CIRCUMFERENCE (cm)	CIRCUMFERENCE (IN)	HAT SIZE (IN)
1	1	XS	53–54 cm	20 7/8" – 21 5/8"	6 5/8" – 6 3/4"
2	2	S	55–56 cm	21 1/2" – 21 7/8"	6 7/8" – 7"
3	3	MD	57–58 cm	22 1/4" – 22 5/8"	7 1/8" – 7 1/4"
4	4	L	59–60 cm	23" – 23 1/2"	7 3/8" – 7 1/2"
5	5	XL	61–62 cm	23 5/8" – 24 1/4"	7 5/8" – 7 3/4"
6	6	XXL	63–64 cm	24 5/8" – 25"	7 7/8" – 8"



NEW SECTOR GLOSS WH/HI-VIZ GREEN
MD – BE302005495058 LG – BE302005495060 XL – BE302005495062



NEW SECTOR GLOSS WH/TITANIUM/CARBON
S – BE302005494056 MD – BE302005494058 LG – BE302005494060
XL – BE302005494062



RACE STAR





ACE CAFE GLOSS/MATTE BLACK/GOLD SPEED CHECK

S - BE302001323056 MD - BE302001323058 LG - BE302001323060
XL - BE302001323062



TRACER MATTE BLACK/GREY

S - BE302002324056 MD - BE302002324054 LG - BE302002324060
XL - BE302002324062



SOLID MATTE BLACK

XS - BE302490002054 S - BE302490002056 MD - BE302490002058
LG - BE302490002060 XL - BE302490002062 XXL - BE302490002064

STAR NOW WITH MIPS

BUILT FROM THE PRO STAR PEDIGREE, THE STAR DELIVERS PERFORMANCE AT A PRICE POINT THE EVERYDAY RIDER CAN APPRECIATE.

THE FEATURES



TRI-MATRIX COMPOSITE SHELL

A proprietary mix of Aramid, carbon fiber, and fiberglass delivers all the strength of carbon fiber in a more budget-protecting package



X-STATIC® XT2 SILVER LINER

A leader in antimicrobial fabric technology, X-Static material is clinically-proven to provide bacteria and odor protection throughout the life of the liner



EYEWEAR COMPATIBLE

Using prescription glasses or a preferred pair of shades is now possible with eyewear arm pockets woven right into the interior liner



MIPS® MULTI-DIRECTIONAL IMPACT PROTECTION SYSTEM

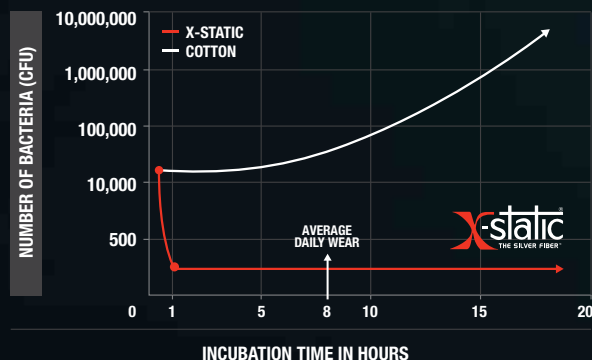
MIPS® is a leading slip-plane technology inside the helmet designed to reduce rotational forces that can result from certain impacts

THE POWER OF SILVER

X-STATIC DELIVERS PERFORMANCE WITHOUT FUNK

X-Static fibers are permanently bonded with a layer of 99.9% pure metallic silver. This silver layer is the key to X-Static's powerful antimicrobial properties, as it creates an ionic shield that permanently inhibits the growth of bacteria and fungi.

Fabrics made with X-Static fibers are flexible, with the natural look and feel of traditional textiles, while offering all the benefits of pure silver.





STAR

A CLOSER LOOK AT THE TRI-MATRIX COMPOSITE SHELL

Woven synthetic fibers have long been proven to be some of the most practical solutions where lightweight strength is required. Our Tri-Matrix shell utilizes the combined power and superior characteristics of these race-proven synthetics, offering unmatched strength and durability.



ARAMID



CARBON FIBER



FIBERGLASS

COMPREHENSIVE PROTECTION WITH **MIPS**



MIPS SLIP PLANE

This low-friction slip plane is designed to reduce rotational force during certain impacts by allowing movement in all directions.


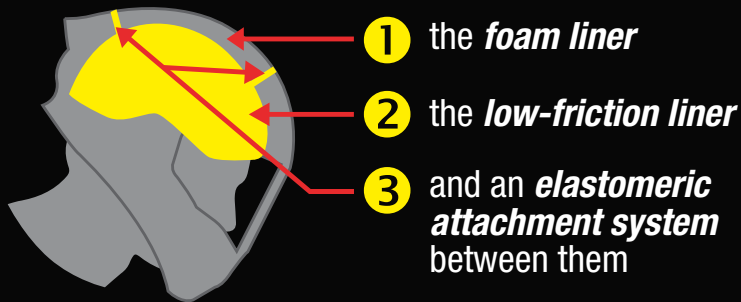
ELASTOMETRIC RETENTION

Four elastomeric bands interact with the slip plane to ensure the slip plane is in correct position before an impact.

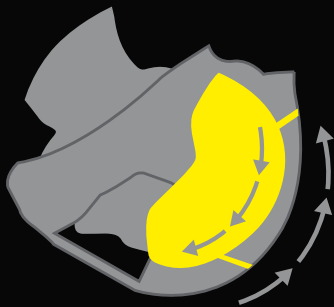


HOW DOES IT WORK?

There are three main components to a MIPS-equipped helmet:



In an impact, the foam liner dissipates force. Additionally, the elastomeric attachment system stretches to allow the foam liner to rotate independently around the low-friction liner and your head.



Although the MIPS system only rotates a few millimeters, that movement may reduce the amount of rotational force that could be transferred to your brain.

WHAT IS MIPS?

MIPS is a leading slip plane technology inside the helmet designed to reduce rotational forces that can result from certain impacts.



WHY IS IT IMPORTANT?

We believe that helmets equipped with MIPS technology can provide an additional measure of protection in certain impacts.

[BELLHELMETS.COM/POWERSPORTS/MIPS](https://bellhelmets.com/powersports/mips)



WARNING: Riding a motorcycle is a dangerous sport which may result in serious injury or even death. For proper use of your helmet, please refer to the owner's manual.



STAR



NEW FOR 2018

Now with MIPS



NEW

ISLE OF MAN GLOSS BLACK/GOLD

S – BE303003061056 MD – BE303003061058 LG – BE303003061060
XL – BE303003061062

FEATURES

- Tri-Matrix Composite Shell
- X-Static® XT2 Silver Liner
- Panovision™ Shield with Class 1 Optics
- Magnefusion™ Magnetic Cheek Pads
- StreetView Orientation
- Integrated Speaker Pockets
- Eyewear compatible
- MIPS® energy management system

CERTIFICATIONS



Meets or exceeds the following certifications:
Snell M2015, DOT and ECE

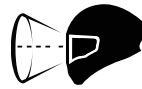
SIZES: XS, S, M, L, XL, XXL



Tri-Matrix Composite Shell



XT2 Silver Liner Washable Liner



Panovision™ Shield



Eyewear Compatible



MIPS® energy management system

STAR CHEEK PAD MATRIX

Shell Size	OEM Cheek Pad Size	Compatibility
XS	35 mm	INTERCHANGEABLE
S	35 mm	
M	35 mm	
L	35 mm	
XL	40 mm	
XXL	35 mm	

STAR HELMET SIZE CHART

SHELL	EPS	HELMET SIZE	CIRCUMFERENCE (cm)	CIRCUMFERENCE (IN)	HAT SIZE (IN)
		XS	53–54 cm	20 7/8" – 21 5/8"	6 5/8" – 6 3/4"
		S	55–56 cm	21 1/2" – 21 7/8"	6 7/8" – 7"
		MD	57–58 cm	22 1/4" – 22 5/8"	7 1/8" – 7 1/4"
		L	59–60 cm	23" – 23 1/2"	7 3/8" – 7 1/2"
		XL	61–62 cm	23 5/8" – 24 1/4"	7 5/8" – 7 3/4"
		XXL	63–64 cm	24 5/8" – 25"	7 7/8" – 8"

STREET FULL FACE





STAR



NEW FOR 2018



NEW TORSION GLOSS HI-VIZ GREEN/BLACK

S – BE303004217056 MD – BE303004217058 LG – BE303004217060
XL – BE303004217062



NEW TORSION GLOSS COPPER/WHITE/BLACK

S – BE303004218056 MD – BE303004218058 LG – BE303004218060
XL – BE303004218062

Roland Sands

STREET FULL FACE



NEW TORSION GLOSS RED/BLUE

MD - BE303004075058 LG - BE303004075060 XL - BE303004075062



STAR



NEW FOR 2018



MATTE BLACK

XS – BE310495002054 S – BE310495002056 MD – BE310495002058
LG – BE310495002060 XL – BE310490001062 XXL – BE310495002064



GLOSS WHITE

MD – BE310490003058 LG – BE310490003060 XL – BE310490003062

STAR SERIES

PANOVISION™ CLASS 1 OPTICS SHIELDS

STREET FULL FACE

FITS PRO STAR, RACE STAR, STAR, SRT AND SRT MODULAR MODELS



Panovision Shield Clear

Without posts BE1ST16PC With tear off posts BE1ST16PTOC



Panovision Shield Light Smoke

Without posts BE1ST16PT With tear off posts BE1ST16PTOMT



Panovision Shield Dark Smoke

With tear off posts BE1ST16PTOT



Panovision Shield Dark Gold Iridium

Without posts BE1ST16PIG



Panovision Shield Dark Silver Iridium

Without posts BE1ST16PIS

SHIELD ACCESSORY INFO

PINLOCK®
Replacement Lens Part # DKS163
www.pinlockusa.com

ULTRASHIELD® TEAROFFS
2 mm clear 200 ct. # 01225
5 mm clear 100 ct. # 01525
2 mm smoke 5 pack S25
2mm amber 5 pack A25
www.ultrashieldrace.com
info@ultrashieldrace.com



Panovision Shield Pinlock® Clear *

With tear off posts BE1ST16PPLTOC

* INCLUDES PINLOCK INSERT





RS-2

NEW FOR 2018

True Performance



NEW

TACTICAL GLOSS RED/BLACK/TITANIUM

S – BE320108066056 MD – BE320108066058 LG – BE320108066060
XL – BE320108066062 XXL – BE320108066064

FEATURES

- Same great RS-1 fit, 3 shell, 3 eps sizes
- Lightweight fiberglass shell (Lighter than RS-1)
- Drop down sun shield
- X-Static XT2 Silver Liner
- Industry-leading Five-year warranty

CERTIFICATIONS

DOT  

Meets or exceeds the following certifications: DOT and ECE

SIZES: XS, S, M, L, XL, XXL



3-Shell System



Drop Down Sun Shield



Eyewear Compatible









XT2 Silver Liner Washable Liner

RS-2 CHEEK PAD MATRIX

Shell Size	OEM Cheek Pad Size	Compatibility
XS	30 mm	INTERCHANGEABLE
S	35 mm	
M	30 mm	
L	35 mm	
XL	30 mm	
XXL	35 mm	

RS-2 HELMET SIZE CHART

SHELL	EPS	HELMET SIZE	CIRCUMFERENCE (cm)	CIRCUMFERENCE (IN)	HAT SIZE (IN)
		XS	54–55 cm	21 1/8" – 21 1/2"	6 3/4" – 6 7/8"
		S	55–56 cm	21 1/2" – 21 7/8"	6 7/8" – 7"
		M	57–58 cm	22 1/4" – 22 5/8"	7 1/8" – 7 1/4"
		L	58–59 cm	22 5/8" – 23"	7 1/4" – 7 3/8"
		XL	60–61 cm	23 1/2" – 23 7/8"	7 1/2" – 7 5/8"
		XXL	62–63 cm	24 1/4" – 24 5/8"	7 3/4" – 7 7/8"

STREET FULL FACE



NEW

TACTICAL GLOSS WHITE/BLACK/TITANIUM

XS – BE320108065054 S – BE320108065056 MD – BE320108065058
LG – BE320108065060 XL – BE320108065062 XXL – BE320108065064



NEW

TACTICAL GLOSS/MATTE BLACK/TITANIUM

S – BE320108067056 MD – BE320108067058 LG – BE320108067060
XL – BE320108067062 XXL – BE320108067064



NEW

EMPIRE GLOSS WHITE/BLACK/RED

S – BE320109220056 MD – BE320109220058 LG – BE320109220060
XL – BE320109220062 XXL – BE320109220064



NEW

EMPIRE GLOSS/MATTE COPPER/BLACK/TITANIUM

S – BE320109069056 MD – BE320109069058 LG – BE320109069060
XL – BE320109069062 XXL – BE320109069064



NEW

EMPIRE GLOSS HI-VIZ YELLOW/NAVY/RED

S – BE320109068056 MD – BE320109068058 LG – BE320109068060
XL – BE320109068062



RS-2

NEW FOR 2018

True Performance



NEW

MATTE BLACK

XS – BE320111002054 S – BE320111002056 MD – BE320111002058
LG – BE320111002060 XL – BE320111002062 XXL – BE320111002064



NEW

GLOSS BLACK

S – BE320111001056 MD – BE320111001058 LG – BE320111001060
XL – BE320111001062 XXL – BE320111001064



NEW

GLOSS WHITE

S – BE320111003056 MD – BE320111003058 LG – BE320111003060
XL – BE320111003062 XXL – BE320111003064

STREET FULL FACE





QUALIFIER DLX



Now with MIPS



NEW

GLOSS RED/BLACK/WHITE ACCELERATOR

XS – BE372001031054 S – BE372001031056 MD – BE372001031058
LG – BE372001031060 XL – BE372001031062 XXL – BE372001031064



Bluetooth® ready communication port

FEATURES

- Lightweight Polycarbonate/ABS Shell Construction
- MIPS® energy management system
- Transitions® Adaptive ClickRelease™ Shield Included
- Transitions® Anti fog and UV protection
- Integrated communication port accommodates Sena and Cardo Bluetooth® stereo headset and intercom systems.
- Removable/washable anti-bacterial interior
- Velocity Flow Ventilation™ system with FlowAdjust™
- Padded Wind Collar drastically reduces wind and road noise
- Contoured cheek pads
- Integrated speaker pockets
- Padded chin strap with D-ring closure
- Industry-leading Five-year warranty



CERTIFICATIONS

DOT CE ECE 22.05

Meets or exceeds the following certifications: DOT and ECE

SIZES: XS, S, M, L, XL, XXL

QUALIFIER DLX CHEEK PAD MATRIX

Shell Size	OEM Cheek Pad Size	Compatibility
XS	40 mm	INTERCHANGEABLE
S	35 mm	
M	40 mm	
L	35 mm	
XL	35 mm	
XXL	30 mm	
XXXL	25 mm	

QUALIFIER DLX HELMET SIZE CHART

SHELL	EPS	HELMET SIZE	CIRCUMFERENCE (cm)	CIRCUMFERENCE (IN)	HAT SIZE (IN)
1	1	XS	53–54 cm	20 7/8"– 21 5/8"	6 5/8"– 6 3/4"
		S	55–56 cm	21 5/8"– 22"	6 7/8"– 7"
2	2	M	57–58 cm	22 1/2"– 22 3/4"	7 1/8"– 7 1/4"
		L	59–60 cm	22 3/4"– 23 1/4"	7 1/4"– 7 3/8"
3	3	XL	61–62 cm	23 5/8"– 24"	7 1/2"– 7 5/8"
		XXL	63–64 cm	24 1/2"– 24 3/4"	7 3/4"– 7 7/8"
		XXXL	65–66 cm	25 5/8"– 26"	8 1/8"– 8 1/4"



NEW

GLOSS HI-VIZ YELLOW/BLACK ACCELERATOR

XS – BE372001052054 S – BE372001052056 MD – BE372001052058
LG – BE372001052060 XL – BE372001052062 XXL – BE372001052064



MATTE BLACK

XS – BE372490002054 S – BE372490002056 MD – BE372490002058
LG – BE372490002060 XL – BE372490002062 XXL – BE372490002064

SENA

www.sena.com



SENA SMH10 CLAMP AND BOOM MIC

7021592

cardo

www.cardosystems.com



CARDO SCALA RIDER Q1/Q3 ADAPTER



QUALIFIER DLX

Performance For Everyday Riding



NEW

ISLE OF MAN 17.0 GLOSS BLACK/RED

XS – BE371006013054 S – BE371006013056 MD – BE371006013058
LG – BE371006013060 XL – BE371006013062 XXL – BE371006013064



Bluetooth® ready communication port

FEATURES

- Lightweight Polycarbonate/ABS Shell Construction
- Transitions® Adaptive ClickRelease™ Shield Included
- Transitions® Anti fog and UV protection
- Integrated communication port accommodates Sena and Cardo Bluetooth® stereo headset and intercom systems.
- Removable/washable anti-bacterial interior
- Velocity Flow Ventilation™ system with FlowAdjust™
- Padded Wind Collar drastically reduces wind and road noise
- Contoured cheek pads
- Integrated speaker pockets
- Padded chin strap with D-ring closure
- Industry-leading Five-year warranty



CERTIFICATIONS

DOT **CE** **ECE 22.05**

Meets or exceeds the following certifications: DOT and ECE

SIZES: XS, S, M, L, XL, XXL, XXXL (Blackout only)

QUALIFIER DLX CHEEK PAD MATRIX

Shell Size	OEM Cheek Pad Size	Compatibility
XS	40 mm	INTERCHANGEABLE
S	35 mm	
M	40 mm	
L	35 mm	
XL	35 mm	
XXL	30 mm	
XXXL	25 mm	

QUALIFIER DLX HELMET SIZE CHART

SHELL	EPS	HELMET SIZE	CIRCUMFERENCE (cm)	CIRCUMFERENCE (IN)	HAT SIZE (IN)
1	1	XS	53–54 cm	20 7/8" – 21 5/8"	6 5/8" – 6 3/4"
		S	55–56 cm	21 5/8" – 22"	6 7/8" – 7"
2	2	M	57–58 cm	22 1/2" – 22 3/4"	7 1/8" – 7 1/4"
		L	59–60 cm	22 3/4" – 23 1/4"	7 1/4" – 7 3/8"
3	3	XL	61–62 cm	23 5/8" – 24"	7 1/2" – 7 5/8"
		XXL	63–64 cm	24 1/2" – 24 3/4"	7 3/4" – 7 7/8"
		XXXL	65–66 cm	25 5/8" – 26"	8 1/8" – 8 1/4"

STREET FULL FACE



MATTE DEVIL MAY CARE

XS – BE371007305054 **S** – BE371007305056 **MD** – BE371007305058
LG – BE371007305060 **XL** – BE371007305062 **XXL** – BE371007305064



SOLID GLOSS BLACK

XS – BE371490001054 **S** – BE371490001054 **MD** – BE371490001054
LG – BE371490001054 **XL** – BE371490001062 **XXL** – BE371490001064



MATTE TITANIUM/BLACK RALLY

XS – BE371002194054 **S** – BE371002194056 **MD** – BE371002194058
LG – BE371002194060 **XL** – BE371002194062 **XXL** – BE371002194064



MATTE BLACK/WHITE RALLY

XS – BE371002002054 **S** – BE371002002056 **MD** – BE371002002058
LG – BE371002002060 **XL** – BE371002002062 **XXL** – BE371002002064



BLACKOUT MATTE BLACK

XS – BE372002002054 **S** – BE372002002056 **MD** – BE372002002058
LG – BE372002002060 **XL** – BE372002002062 **XXL** – BE372002002064

(No Transitions shield, additional dark smoke shield included)



MATTE BLACK

XS – BE371490002054 **S** – BE371490002056 **MD** – BE371490002058
LG – BE371490002060 **XL** – BE371490002062 **XXL** – BE371490002064



QUALIFIER

Aggressive Value



NEW GLOSS BLUE/RED/YELLOW COMMAND

XS – BE372003224054 S – BE372003224056 MD – BE372003224058
LG – BE372003224060 XL – BE372003224062 XXL – BE372003224064

FEATURES

- Lightweight Polycarbonate/ABS Shell Construction
- ClickRelease™ Shield for fast, easy and tool-free shield replacement
- NutraFog II™ anti-fog, anti-scratch and UV protected shield
- Velocity Flow Ventilation™ system with FlowAdjust™
- Removable/washable interior
- Padded Wind Collar drastically reduces wind and road noise
- Contoured cheek pads
- Integrated speaker pockets
- Padded chin strap with D-ring closure
- Industry-leading Five-year warranty

CERTIFICATIONS

DOT  







Meets or exceeds the following certifications: DOT and ECE

SIZES: XS, S, M, L, XL, XXL, XXXL

QUALIFIER CHEEK PAD MATRIX

Shell Size	OEM Cheek Pad Size	Compatibility
XS	40 mm	INTERCHANGEABLE
S	35 mm	
M	40 mm	
L	35 mm	
XL	35 mm	
XXL	30 mm	
XXXL	25 mm	

QUALIFIER HELMET SIZE CHART

SHELL	EPS	HELMET SIZE	CIRCUMFERENCE (cm)	CIRCUMFERENCE (IN)	HAT SIZE (IN)
		XS	53–54 cm	20 7/8" – 21 5/8"	6 5/8" – 6 3/4"
		S	55–56 cm	21 5/8" – 22"	6 7/8" – 7"
		M	57–58 cm	22 1/2" – 22 3/4"	7 1/8" – 7 1/4"
		L	59–60 cm	22 3/4" – 23 1/4"	7 1/4" – 7 3/8"
		XL	61–62 cm	23 5/8" – 24"	7 1/2" – 7 5/8"
		XXL	63–64 cm	24 1/2" – 24 3/4"	7 3/4" – 7 7/8"
		XXXL	65–66 cm	25 5/8" – 26"	8 1/8" – 8 1/4"

STREET FULL FACE



NEW

GLOSS BLACK/RED/TITANIUM BLAZE

XS – BE372004225054 S – BE372004225056 MD – BE372004225058
LG – BE372004225060 XL – BE372004225062 XXL – BE372004225064



NEW

GLOSS HI-VIZ YELLOW/BLACK BLAZE

XS – BE372004226054 S – BE372004226056 MD – BE372004226058
LG – BE372004226060 XL – BE372004226062 XXL – BE372004226064



GLOSS BLUE/YELLOW/WHITE TORQUE

XS – BE381006330054 S – BE381006330056 MD – BE381006330058
LG – BE381006330060 XL – BE381006330062 XXL – BE381006330064



GLOSS BLACK/RED/WHITE TORQUE

XS – BE381006013054 S – BE381006013056 MD – BE381006013058
LG – BE381006013060 XL – BE381006013062 XXL – BE381006013064



TAGGER
designs

NEW

TAGGER GLOSS WHITE/RED/BLACK SPLICE

XS – BE372005227054 S – BE372005227056 MD – BE372005227058
LG – BE372005227060 XL – BE372005227062 XXL – BE372005227064



MATTE BLACK

XS – BE381490002054 S – BE381490002056 MD – BE381490002058
LG – BE381490002060 XL – BE381490002062 XXL – BE381490002064



GLOSS BLACK

S – BE381490001054 MD – BE381490001054 LG – BE381490001054
XL – BE381490001062 XXL – BE381490001064



REVOLVER EVO

Aggressive Style, Modular Performance



MATTE HI-VIZ YELLOW/BLACK JACKAL

XS – BE410207052054 S – BE410207052056 MD – BE410207052058
LG – BE410207052060 XL – BE410207052062 XXL – BE410207052064

CORE TECHNOLOGIES

- Lightweight Polycarbonate/ABS Shell Construction
- ClickRelease™ Shield for fast, easy and tool-free shield replacement
- NutraFog II™ anti-fog, anti-scratch and UV protected shield
- Velocity Flow Ventilation™ system with FlowAdjust™
- Drop-down sunshield offers “on the fly” protection from the sun
- Contoured Cheek pads
- Removable/washable interior
- Exclusive Magnefusion™ magnetic strap keeper
- Chin Curtain to prevent cold air from entering the helmet
- Padded chin strap with D-ring closure
- Industry-leading Five-year warranty

CERTIFICATIONS



Meets or exceeds the following certifications: DOT and AS/NZ

SIZES: XS, S, M, L, XL, XXL

REVOLVER EVO CHEEK PAD MATRIX

Shell Size	OEM Cheek Pad Size	Compatibility
XS	60 mm	INTERCHANGEABLE
S	55 mm	
M	50 mm	
L	45 mm	INTERCHANGEABLE
XL	40 mm	
XXL	35 mm	

REVOLVER EVO HELMET SIZE CHART

SHELL	EPS	HELMET SIZE	CIRCUMFERENCE (CM)	CIRCUMFERENCE (IN)	HAT SIZE (IN)
1	1	XS	54-55 CM	21 1/4" - 21 5/8"	6 3/4" - 6 7/8"
		S	55-56 CM	21 5/8" - 22"	6 7/8" - 7"
		M	57-58 CM	22 1/2" - 22 3/4"	7 1/8" - 7 1/4"
2	2	L	58-59 CM	22 3/4" - 23 1/4"	7 1/4" - 7 3/8"
		XL	60-61 CM	23 5/8" - 24"	7 1/2" - 7 5/8"
		XXL	62-63 CM	24 1/2" - 24 3/4"	7 3/4" - 7 7/8"



REVOLVER EVO RALLY MATTE BLACK/WHITE

XS – BE410206002054 **S** – BE410206002056 **MD** – BE410206002058
LG – BE410206002060 **XL** – BE410206002062 **XXL** – BE410206002064



REVOLVER EVO GHOST BLACK

XS – BE410204010054 **S** – BE410204010056 **MD** – BE410204010058
LG – BE410204010060 **XL** – BE410204010062 **XXL** – BE410204010064



REVOLVER SOLID EVO WHITE

XS – BE410490080054 **MD** – BE410490080058 **LG** – BE410490080060
XL – BE410490080062 **XXL** – BE410490080064



REVOLVER EVO GLOSS BLACK

XS – BE410490001054 **S** – BE410490001056 **MD** – BE410490001058
LG – BE410490001060 **XL** – BE410490001062 **XXL** – BE410490001064



REVOLVER EVO SOLID MATTE BLACK

XS – BE410490002054 **S** – BE410490002056 **MD** – BE410490002058
LG – BE410490002060 **XL** – BE410490002062 **XXL** – BE410490002064



CLICKRELEASE SHIELDS



Bell Transitions™ Adaptive Shield

Bell and photochromic pioneers Transitions Optical have come together to create the Transitions® ClickRelease shield which automatically adapts to light conditions, darkening when exposed to sunlight and clearing in low light. *(Compatible with Bell ClickRelease helmets only.)*

FEATURES

- Shield tints automatically and quickly adapts to lighting conditions
- Shield is clear at night and in low light and tints darker as light brightness increases
- Darkens from fully clear to dark tint in about 10 seconds in bright sunlight
- Bell NutraFog II™ anti-fog coating reduces fogging
- Anti-scratch and UV-protected coatings block 100% percent of UV rays
- Compatible with the RS-2, Qualifier and Qualifier DLX



Bell Transitions™ Photochromic Shield
BE1STPC

CLICK RELEASE™ SHIELDS



Clear
BE1STC



Light Smoke
BE1STMT



Dark Smoke
BE1STT



Silver Iridium
BE1STIS



Blue Iridium
BE1STIBL



Dark Gold Iridium
BE1STIG



ClickRelease PinLock Clear Shield
BE1STPLS

CLICK RELEASE™ RACE SHIELDS



Race Clear
BE1STRC

Race Light Smoke
BE1STRMT

Race Dark Smoke
BE1STRCT

Race Hi-Def Yellow
BE1STRHDY

Curved ClickRelease™ shields fit: RS-2, Qualifier DLX and Qualifier (Does Not Fit New Star Series).

CLICK RELEASE SHIELDS





MX/OFF-ROAD

Eli Tomac





MOTO-9 FLEX.

SETTING THE STANDARD FOR RIDER PROTECTION

THE CORE TECHNOLOGIES



PROGRESSIVE LAYERING

A first-of-its kind, three-layer impact liner designed to manage energy from three potential impact scenarios: low, mid and high-speed.



ADAPTIVE FIT

Segmented construction, automatically conforming to a rider's head for a better fit and more predictable energy management.



ROTATIONAL ENERGY MANAGEMENT

A "slip zone" within the impact liner allows for subtle movement between the inner layers and works to reduce rotational energy transfer from angular impacts.



VENTILATION


With the new segmented and flexible liner in the Moto-9 Flex, we were able to add to the proven Velocity Flow Ventilation system to make an even cooler helmet.

HOW IT ALL WORKS

EPO: THE SOFTER SIDE OF HEAD PROTECTION

Designing a progressive, layered impact liner requires a special material for managing low speed impacts. Working with the Advanced Concepts Group at BRG Sports, we discovered Expanded Polyolefin or "EPO". Unlike EPP or EPS, EPO is a soft and flexible low-density polymer that, when placed between the EPP and EPS layers, works incredibly well to dampen low-threshold impacts. By combining these 3 unique materials at varying densities, we've created an energy management system that excels in low, mid, and high-speed impacts.



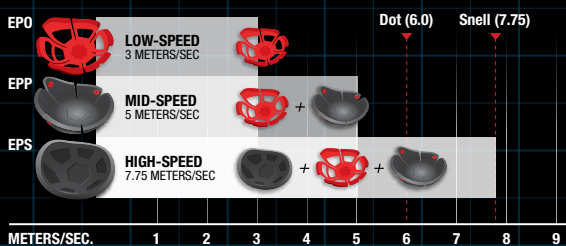


FLEX 

PREPARING RIDERS FOR THE REAL WORLD

In motocross and off-road racing, the types of terrain and the risks involved are many. Riders today need a helmet that delivers pro-level protection across the board, at any speed. The progressive layering in the Moto-9 Flex uses a specific material at a particular density to manage the force of the impact. And as the impact becomes greater, higher density layers are engaged to manage energy.

PROGRESSIVE LAYERING BREAKDOWN



EXPERIENCE IS THE DIFFERENCE

When you've been around as long as Bell, it's safe to say you've done a couple of things right. To evolve the Moto-9's fit, we drew inspiration from Bell Bike's segmented liner to create an all new, moto-ready, flexible liner that adapts to different head proportions. The result is a better fitting, more ventilated helmet.

MOTO-9 FLEX, SEGMENTED LINER



For more information, visit www.bellhelmets.com/Moto9Flex



MOTO-9 FLEX

Less Energy=More Protection



Helmet Bag included

SHOWTIME



NEW MC MONSTER REPLICA 18.0 GLOSS

S - BE610110040056 MD - BE610110040058 LG - BE610110040060
XL - BE610110040062

FEATURES

- Lightweight Carbon Composite shell construction
- Flex Energy Management interior liner
- Velocity Flow Ventilation™ system for maximum cooling
- Exclusive Magnefusion™ Emergency Removal System
- (MERS) cheekpads
- Fully adjustable Flying Bridge Visor™ with air intake vents
- Integrated vented roost guard
- Exclusive Magnefusion™ magnetic strap keeper
- Padded chin strap with D-ring closure
- Eject® System ready
- Padded, lined helmet bag included
- Industry-leading Five-year warranty

CERTIFICATIONS



DOT



ECE 22.05

Meets or exceeds the following certifications:
Snell M2015, DOT and ECE

SIZES: XS, S, M, L, XL, XXL

FEATURES



Flex Energy Management



3K Carbon Fiber Shell



XT2 Silver Liner Washable Liner



MERS Magnefusion Cheekpads



Eject System Ready

MOTO-9 FLEX CHEEK PAD MATRIX

Shell Size	OEM Cheek Pad Size	Compatibility
XS	45 mm	INTERCHANGEABLE
S	40 mm	
M	40 mm	
L	35 mm	
XL	35 mm	
XXL	30 mm	

MOTO-9 FLEX HELMET SIZE CHART

SHELL	EPS	HELMET SIZE	CIRCUMFERENCE (cm)	CIRCUMFERENCE	HAT SIZE (IN)
1	1	XS	54-55 cm	21 1/4" - 21 5/8"	6 3/4" - 6 7/8"
		S	55-56 cm	21 5/8" - 22"	6 7/8" - 7"
2	2	M	57-58 cm	22 1/2" - 22 3/4"	7 1/8" - 7 1/4"
		L	58-59 cm	22 3/4" - 23 1/4"	7 1/4" - 7 3/8"
3	3	XL	60-61 cm	23 5/8" - 24"	7 1/2" - 7 5/8"
		XXL	62-63 cm	24 1/2" - 24 3/4"	7 3/4" - 7 7/8"



NEW

GLOSS/MATTE CYAN/RED HOUND

S – BE610108229056 MD – BE610108229058 LG – BE610108229060
XL – BE610108229062



NEW

GLOSS/MATTE ORANGE/CHARCOAL HOUND

MD – BE610108228058 LG – BE610108228060 XL – BE610108228062
XXL – BE610108228064



VICE BLUE/RED

XS – BE611110077054 S – BE611110077056 MD – BE611110077058
LG – BE611110077060 XL – BE611110077062



MOTO-9 FLEX



NEW

VICE MATTE COPPER/BLACK

S – BE610109230056 MD – BE610109230058 LG – BE610109230060
XL – BE610109230062



GLOSS BLACK/WHITE/RED VICE

XS – BE611110319054 S – BE611110319056 MD – BE611110319058
LG – BE611110319060 XL – BE611110319062



GLOSS BLUE/YELLOW/RED VICE

S – BE611110330056 MD – BE611110330058 LG – BE611110330060
XL – BE611110330062



MATTE BLACK SYNDROME

S – BE611107002056 MD – BE611107002058 LG – BE611107002060
XL – BE611107002062



SOLID WHITE

S – BE611114080056 MD – BE611114080058 LG – BE611114080060

Joey Savatgy

MX/OFF-ROAD





MOTO-9



NEW FOR 2018

Now with MIPS



NEW TAGGER GLOSS YELLOW/BLUE/WHITE ASSYMETRIC

S – BE631007051056 MD – BE631007051058 LG – BE631007051060
XL – BE631007051062 XXL – BE631007051064

FEATURES

- Lightweight "Tri Matrix" shell construction
- MIPS® Energy Management System
- Velocity Flow Ventilation™ system for maximum cooling
- Exclusive Magnefusion™ Emergency Removal System (MERS) cheekpads
- Fully adjustable Flying Bridge Visor™ with air intake vents
- Removable/washable X-Static® XT2 silver liner
- QuickFlip™ visor screws for easy adjustment
- Fully ventilated EPS-lined chinbar
- Integrated vented roost guard
- Exclusive Magnefusion™ magnetic strap keeper
- Padded chin strap with D-ring closure
- Eject® System ready
- Industry-leading Five-year warranty

CERTIFICATIONS



DOT



ECE 22.05

Meets or exceeds the following certifications: Snell M2015, DOT and ECE

SIZES: XS, S, M, L, XL, XXL



Tri-Matrix Composite Shell



XT2 Silver Liner Washable Liner



MERS Magnefusion Cheekpads



Eject System Ready



MIPS® Energy Management System

MOTO-9 CHEEK PAD MATRIX

Shell Size	OEM Cheek Pad Size	Compatibility
XS	45 mm	INTERCHANGEABLE
S	40 mm	
M	40 mm	
L	35 mm	
XL	35 mm	
XXL	30 mm	

MOTO-9 HELMET SIZE CHART

SHELL	EPS	HELMET SIZE	CIRCUMFERENCE (cm)	CIRCUMFERENCE	HAT SIZE (IN)
		XS	54–55 cm	21 1/4"– 21 5/8"	6 3/4"– 6 7/8"
		S	55–56 cm	21 5/8"– 22"	6 7/8"– 7"
		M	57–58 cm	22 1/2"– 22 3/4"	7 1/8"– 7 1/4"
		L	58–59 cm	22 3/4"– 23 1/4"	7 1/4"– 7 3/8"
		XL	60–61 cm	23 5/8"– 24"	7 1/2"– 7 5/8"
		XXL	62–63 cm	24 1/2"– 24 3/4"	7 3/4"– 7 7/8"



NEW

GLOSS BLUE/ORANGE DISTRICT

XS – BE631011326054 S – BE631011326056 MD – BE631011326058
LG – BE631011326060 XL – BE631011326062 XXL – BE631011326064



NEW

GLOSS COPPER/BLACK/CHARCOAL DISTRICT

S – BE631011231056 MD – BE631011231058 LG – BE631011231060
XL – BE631011231062 XXL – BE631011231064



NEW

GLOSS WHITE/BLACK/RED DISTRICT

S – BE631011223056 MD – BE631011223058 LG – BE631011223060
XL – BE631011223062



NEW

FASTHOUSE

GRINDHOUSE GLOSS/MATTE BLACK/WHITE

S – BE631008497056 MD – BE631008497058 LG – BE631008497060
XL – BE631008497062 XXL – BE631008497064



MOTO-9



NEW FOR 2018

Now with MIPS



ET3

NEW TOMAC REPLICA 17.2 GLOSS

S – BE631009317054 M – BE631009317056 L – BE631009317058
XL – BE631009317060



NEW
MATTE BLACK

XS – BE631010002054 S – BE631010002056 MD – BE631010002058
LG – BE631010002060 XL – BE631010002062



MONSTER
ENERGY

MX/OFF-ROAD

Eli Tomac



MX-9



NEW GLOSS COPPER/BLACK MARAUDER

S – BE631013219056 MD – BE631013219058 LG – BE631013219060
XL – BE631013219062

FEATURES

- Lightweight Polycarbonate/ABS Shell Construction
- MIPS® energy management system
- 3 shell and EPS sizes for a personalized fit
- Velocity Flow Ventilation™ system for maximum cooling
- Fully adjustable Flying Bridge Visor™ with air intake vents
- Removable/washable anti-bacterial interior
- Integrated roost guard
- Padded chin strap with D-ring closure
- Industry-leading Five-year warranty

SIZES: XS, S, M, L, XL, XXL, XXXL

CERTIFICATIONS



MIPS® energy management system

DOT



Meets or exceeds the following certifications:
DOT and ECE

MX-9 CHEEK PAD MATRIX

Shell Size	OEM Cheek Pad Size	Compatibility
XS	40 mm	INTERCHANGEABLE
S	35 mm	
M	40 mm	
L	35 mm	
XL	35 mm	
XXL	30 mm	
XXXL	25 mm	

MX-9 HELMET SIZE CHART

SHELL	EPS	HELMET SIZE	CIRCUMFERENCE (cm)	CIRCUMFERENCE (IN)	HAT SIZE (IN)
		XS	53–54 cm	20 7/8" – 21 5/8"	6 5/8" – 6 3/4"
		S	55–56 cm	21 5/8" – 22"	6 7/8" – 7"
		M	57–58 cm	22 1/2" – 22 3/4"	7 1/8" – 7 1/4"
		L	59–60 cm	22 3/4" – 23 1/4"	7 1/4" – 7 3/8"
		XL	61–62 cm	23 5/8" – 24"	7 1/2" – 7 5/8"
		XXL	63–64 cm	24 1/2" – 24 3/4"	7 3/4" – 7 7/8"
		XXXL	65–66 cm	25 5/8" – 26"	8 1/8" – 8 1/4"



TAGGER
DESIGNS

TAGGER GLOSS HI-VIZ DOUBLE TROUBLE

XS – BE631004052054 S – BE631004052056 MD – BE631004052058
LG – BE631004052060 XL – BE631004052062 XXL – BE631004052060



NEW

PRO CIRCUIT REPLICA 18.0 GLOSS

S – BE631012317054 M – BE631012317056 L – BE631012317058
XL – BE631012317062 XXL – BE631012317064



NEW

GLOSS HI-VIZ YELLOW/BLACK MARAUDER

XS – BE631013226054 S – BE631013226056 MD – BE631013226058
LG – BE631013226060 XL – BE631013226062



NEW

GLOSS BLACK/CYAN/RED TORCH

XS – BE631014233054 S – BE631014233056 MD – BE631014233058
LG – BE631014233060 XL – BE631014233062



NEW

MATTE BLACK

XS – BE631015002054 S – BE631015002056 MD – BE631015002058
LG – BE631015002060 XL – BE631015002062 XXL – BE631015002064



MX-9 ADVENTURE



NEW

GLOSS WHITE/BLUE/YELLOW TORCH

MD – BE631016232058 LG – BE631016232060 XL – BE631016232062



MX-9 Adventure shown with visor



MX-9 Adventure shown without visor

FEATURES

- Lightweight Polycarbonate/ABS Shell Construction
- MIPS® energy management system
- 3 shell and EPS sizes for a personalized fit
- Integrated/Removable shield with NutraFog II™ anti-fog, anti-scratch and UV protection
- Velocity Flow Ventilation™ system for maximum cooling
- Two point adjustable Visor™ with air intake vents
- Removable/washable anti-bacterial interior
- Padded chin strap with D-ring closure
- Industry-leading Five-year warranty



MIPS® energy management system

SIZES: XS, S, M, L, XL, XXL, XXXL

CERTIFICATIONS







DOT  

Meets or exceeds the following certifications: DOT and ECE

MX-9 ADVENTURE CHEEK PAD MATRIX

Shell Size	OEM Cheek Pad Size	Compatibility
XS	40 mm	INTERCHANGEABLE
S	35 mm	
M	40 mm	
L	35 mm	
XL	35 mm	
XXL	30 mm	
XXXL	25 mm	

MX-9 ADVENTURE HELMET SIZE CHART

SHELL	EPS	HELMET SIZE	CIRCUMFERENCE (cm)	CIRCUMFERENCE (IN)	HAT SIZE (IN)
		XS	53–54 cm	20 7/8" – 21 5/8"	6 5/8" – 6 3/4"
		S	55–56 cm	21 5/8" – 22"	6 7/8" – 7"
		M	57–58 cm	22 1/2" – 22 3/4"	7 1/8" – 7 1/4"
		L	59–60 cm	22 3/4" – 23 1/4"	7 1/4" – 7 3/8"
		XL	61–62 cm	23 5/8" – 24"	7 1/2" – 7 5/8"
		XXL	63–64 cm	24 1/2" – 24 3/4"	7 3/4" – 7 7/8"
		XXXL	65–66 cm	25 5/8" – 26"	8 1/8" – 8 1/4"



NEW

GLOSS HI-VIZ ORANGE/BLACK TORCH

XS – BE631016302054 S – BE631016302056 MD – BE631016302058
LG – BE631016302060 XL – BE631016302062 XXL – BE631016302064



NEW

GLOSS BLACK/RED/WHITE BERM

S – BE631017222056 MD – BE631017222058 LG – BE631017222060
XL – BE631017222062 XXL – BE631017222064



NEW

RSD TITANIUM

S – BE363104091056 MD – BE363104091058 LG – BE363104091060
XL – BE363104091062 XXL – BE363104091064



MATTE BLACK

XS – BE362490002054 S – BE362490002056 MD – BE362490002058
LG – BE362490002060 XL – BE362490002062 XXL – BE362490002064



GLOSS WHITE

S – BE631018003056 MD – BE631018003058 LG – BE631018003060
XL – BE631018003062



MX-9 ADVENTURE SHIELDS



Clear
BE1MX9AC



Dark Smoke
BE1MX9AT

Transitions®



Transitions® Photochromic
BE1MX9APC



Dark Silver Iridium
BE1MX9A1S

Jason Paul Michaels

MX/OFF-ROAD





CULTURE

Staci Wilt





Roland Sands



BULLITT CARBON

Lightweight Classic



NEW

RSD GLOSS/MATTE GREEN RANGE

S – BE335006094056 MD – BE335006094058 LG – BE335006094060
XL – BE335006094062

**Sold with Clear Bubble shield installed; Flat Dark Smoke shield also included*



Deluxe helmet bag included

FEATURES

- Low-Profile Carbon Composite Shell
- 3 shell and EPS sizes for a personalized fit
- Front chin vents with metal mesh intake and exhaust vents
- Genuine leather, removable/washable, anti-bacterial interior
- Contoured cheek pads
- Padded chin strap with leather D-ring closure
- Integrated speaker pockets

- Accessory shields available for a personalized look
- Industry-leading Five-year warranty

CERTIFICATIONS



Meets or exceeds the following certifications: DOT and ECE

SIZES: XS, S, M, L, XL, XXL

BULLITT CARBON CHEEK PAD MATRIX

Shell Size	OEM Cheek Pad Size	Compatibility
XS	35 mm	INTERCHANGEABLE
S	30 mm	
M	30 mm	
L	25 mm	
XL	30 mm	
XXL	25 mm	

BULLITT CARBON HELMET SIZE CHART

SHELL	EPS	HELMET SIZE	CIRCUMFERENCE (cm)	CIRCUMFERENCE (IN)	HAT SIZE (IN)
1	1	XS	54–55 cm	21 1/4" – 21 5/8"	6 3/4" – 6 7/8"
		S	55–56 cm	21 5/8" – 22"	6 7/8" – 7"
2	2	M	57–58 cm	22 1/2" – 22 3/4"	7 1/8" – 7 1/4"
		L	58–59 cm	22 3/4" – 23 1/4"	7 1/4" – 7 3/8"
3	3	XL	60–61 cm	23 5/8" – 24"	7 1/2" – 7 5/8"
		XXL	62–63 cm	24 1/2" – 24 3/4"	7 3/4" – 7 7/8"



NEW

GLOSS WHITE/CARBON PIERCE

S – BE335007018056 MD – BE335007018058 LG – BE335007018060
XL – BE335007018062

**Sold with Clear Bubble shield installed; Flat Dark Smoke shield also included*



BULLITT SE

Classic Style



NEW

HART-LUCK GLOSS METALLIC BUBBLES

S – BE335008305056 MD – BE335008305058 LG – BE335008305060
XL – BE335008305062

**Sold with Clear Bubble shield installed; Flat Dark Smoke shield also included*



RSD VIVA

S – BE330301316056 MD – BE330301316058 LG – BE330301316060

FEATURES

- Low-Profile Composite Shell
- 3 shell and EPS sizes for a personalized fit
- Front chin vents with metal mesh intake and exhaust vents
- Genuine leather, removable/washable, anti-bacterial interior
- Contoured cheek pads
- Padded chin strap with leather D-ring closure
- Integrated speaker pockets
- Accessory shields available for a personalized look
- Additional flat shield included
- Industry-leading Five-year warranty

CERTIFICATIONS

DOT  







Meets or exceeds the following certifications: DOT and ECE

SIZES: XS, S, M, L, XL, XXL

BULLITT SE CHEEK PAD MATRIX

Shell Size	OEM Cheek Pad Size	Compatibility
XS	35 mm	INTERCHANGEABLE
S	30 mm	
M	30 mm	
L	25 mm	
XL	30 mm	
XXL	25 mm	

BULLITT SE HELMET SIZE CHART

SHELL	EPS	HELMET SIZE	CIRCUMFERENCE (CM)	CIRCUMFERENCE (IN)	HAT SIZE (IN)
		XS	54-55 CM	21 1/4" - 21 5/8"	6 3/4" - 6 7/8"
		S	55-56 CM	21 5/8" - 22"	6 7/8" - 7"
		M	57-58 CM	22 1/2" - 22 3/4"	7 1/8" - 7 1/4"
		L	58-59 CM	22 3/4" - 23 1/4"	7 1/4" - 7 3/8"
		XL	60-61 CM	23 5/8" - 24"	7 1/2" - 7 5/8"
		XXL	62-63 CM	24 1/2" - 24 3/4"	7 3/4" - 7 7/8"

Leticia Cline

CULTURE





BULLITT

Classic Style



NEW

GLOSS SILVER FLAKE

S – BE330200090056 MD – BE330200090058 LG – BE330200090060
XL – BE330200090062

**Sold with Clear Flat shield installed*

FEATURES

- Low-Profile Fiberglass Composite Shell
- 3 shell and EPS sizes for a personalized fit
- Front chin vents with metal mesh intake and exhaust vents
- Genuine leather, removable/washable, anti-bacterial interior
- Contoured cheek pads
- Padded chin strap with leather D-ring closure
- Integrated speaker pockets

- Accessory shields available for a personalized look
- Additional flat shield included
- Industry-leading Five-year warranty

CERTIFICATIONS

DOT  







Meets or exceeds the following certifications: DOT and ECE

SIZES: XS, S, M, L, XL, XXL

BULLITT CHEEK PAD MATRIX

Shell Size	OEM Cheek Pad Size	Compatibility
XS	35 mm	INTERCHANGEABLE
S	30 mm	
M	30 mm	
L	25 mm	
XL	30 mm	
XXL	25 mm	

BULLITT HELMET SIZE CHART

SHELL	EPS	HELMET SIZE	CIRCUMFERENCE (cm)	CIRCUMFERENCE (IN)	HAT SIZE (IN)
		XS	54–55 cm	21 1/4" – 21 5/8"	6 3/4" – 6 7/8"
		S	55–56 cm	21 5/8" – 22"	6 7/8" – 7"
		M	57–58 cm	22 1/2" – 22 3/4"	7 1/8" – 7 1/4"
		L	58–59 cm	22 3/4" – 23 1/4"	7 1/4" – 7 3/8"
		XL	60–61 cm	23 5/8" – 24"	7 1/2" – 7 5/8"
		XXL	62–63 cm	24 1/2" – 24 3/4"	7 3/4" – 7 7/8"



NEW

MATTE BLACK/COPPER FORGE

S – BE330201206056 MD – BE330201206058 LG – BE330201206060
 XL – BE330201206062

**Sold with Clear Flat shield installed*



SOLID MATTE BLACK

XS – BE331490002054 S – BE331490002056 MD – BE331490002058
 LG – BE331490002060 XL – BE331490002062 XXL – BE331490002064



GLOSS BLACK

XS – BE331490001054 S – BE331490001054 MD – BE331490001054
 LG – BE331490001054 XL – BE331490001062 XXL – BE331490001064

**Sold with Clear Flat shield installed*



GLOSS WHITE

XS – BE331490080054 S – BE331490080056 MD – BE331490080058
 LG – BE331490080060 XL – BE331490080062 XXL – BE331490080064

**Sold with Clear Flat shield installed*



MOTO-3

A Classic Returns



NEW

MATTE SILVER/BLACK/BLUE STRIPES

MD – BE340005108058 LG – BE340005108060 XL – BE340005108062

NEW

550 Visor Black
BE2M03V550BK



Leather Interior for Artist Series



Terrycloth Interior for Classic Solid Colors

FEATURES

- Bell Moto 3 original styling
- Lightweight Fiberglass composite shell
- 3 Shell/3 EPS sizes ensure a personalized fit
- EPS lined chinbar
- Removable/Washable anti-microbial terrycloth liner
- Removable/Washable micro-suede liner on specific graphics
- Secure 5 Snap Visor

SIZES: XS, S, M, L, XL, XXL

CERTIFICATIONS







DOT  

Meets or exceeds the following certifications:
DOT and ECE

MOTO-3 CHEEK PAD MATRIX

Shell Size	OEM Cheek Pad Size	Compatibility
XS	45 mm	INTERCHANGEABLE
S	40 mm	
M	35 mm	
L	40 mm	
XL	35 mm	
XXL	30 mm	

MOTO-3 HELMET SIZE CHART

SHELL	EPS	HELMET SIZE	CIRCUMFERENCE (cm)	CIRCUMFERENCE (IN)	HAT SIZE (IN)
		XS	53–54 cm	20 3/4" – 21 1/4"	6 5/8" – 6 3/4"
		S	55–56 cm	21 5/8" – 22"	6 7/8" – 7"
		M	57–58 cm	22 1/2" – 22 3/4"	7 1/8" – 7 1/4"
		L	59–60 cm	23 1/4" – 23 5/8"	7 3/8" – 7 1/2"
		XL	61–62 cm	24" – 24 1/2"	7 5/8" – 7 3/4"
		XXL	63–64 cm	24 3/4" – 25 1/4"	7 7/8" – 8"



RSD GLOSS BLUE/WHITE MALIBU

XS - BE340004025054 S - BE340004025054 MD - BE340004025054
LG - BE340004025054 XL - BE340004025054 XXL - BE340004025054



MATTE TITANIUM INDEPENDENT

XS - BE340003194054 S - BE340003194056 MD - BE340003194058
LG - BE340003194060 XL - BE340003194062



MOTO-3

Roland Sands





GLOSS YELLOW CLASSIC

S – BE340001050056 MD – BE340001050058 LG – BE340001050060
XL – BE340001050062



GLOSS RED CLASSIC

S – BE340001030056 MD – BE340001030058 LG – BE340001030060
XL – BE340001030062



GLOSS HI-VIZ ORANGE CLASSIC

XS – BE340001352054 S – BE340001352056 MD – BE340001352058
LG – BE340001352060 XL – BE340001352062



GLOSS WHITE CLASSIC

XS – BE340001080054 S – BE340001080056 MD – BE340001080058
LG – BE340001080060 XL – BE340001080062 XXL – BE340001080064



GLOSS BLACK CLASSIC

XS – BE340001010054 S – BE340001010056 MD – BE340001010058
LG – BE340001010060 XL – BE340001010062 XXL – BE340001010064



RIOT NEW FOR 2018



NEW **GLOSS WHITE/BLACK/RED BOOST**

S – BE351491085056 MD – BE351491085058 LG – BE351491085060
XL – BE351491085062

**Sold with Clear shield installed*

FEATURES

- Fiberglass composite shell construction
- 5 specific shell sizes for a low profile look and personalized fit
- Anti-bacterial liner
- Integrated flip up face shield included
- Padded chin strap with leather D-ring closure
- Industry-leading Five-year warranty

CERTIFICATIONS

DOT **CE** **ECE 22.05**

Meets or exceeds the following certifications: DOT and ECE

SIZES: XS, S, M, L, XL, XXL

RIOT HELMET SIZE CHART

SHELL	EPS	HELMET SIZE	CIRCUMFERENCE (cm)	CIRCUMFERENCE (IN)	HAT SIZE (IN)
1	1	XS	53–54 cm	21 1/4"– 21 5/8"	6 3/4"– 6 7/8"
		S	55–56 cm	21 5/8"– 22"	6 7/8"– 7"
2	2	M	57–58 cm	22 1/2"– 22 3/4"	7 1/8"– 7 1/4"
3	3	L	59–60 cm	22 3/4"– 23 1/4"	7 1/4"– 7 3/8"
4	4	XL	61–62 cm	23 5/8"– 24"	7 1/2"– 7 5/8"
5	5	XXL	63–64 cm	24 1/2"– 24 3/4"	7 3/4"– 7 7/8"



NEW **MATTE BLACK**

S - BE351490002056 MD - BE351490002058 LG - BE351490002060
XL - BE351490002062



CUSTOM 500 SE

Original Style



RSD MATTE BLACK/SILVER 74

XS – BE511010333054 S – BE511010333056 MD – BE511010333058
LG – BE511010333060 XL – BE511010333062

FEATURES

- Low-Profile Fiberglass Composite Shell
- 5 shell and EPS liner ensure a personalized fit
- Anti-bacterial interior
- Multi Density EPS liner
- Integrated 5 snap pattern for aftermarket shields and visors
- Padded chin strap with D-ring closure and strap keeper
- Industry-leading five-year warranty






CERTIFICATIONS

DOT  

Meets or exceeds the following certifications: DOT and ECE

SIZES: XS, S, M, L, XL, XXL

CUSTOM 500 SE HELMET SIZE CHART

SHELL	EPS	HELMET SIZE	CIRCUMFERENCE (cm)	CIRCUMFERENCE (IN)	HAT SIZE (IN)
1		XS	53-54 cm	21 1/4" - 21 5/8"	6 3/4" - 6 7/8"
		S	55-56 cm	21 5/8" - 22"	6 7/8" - 7"
2		M	57-58 cm	22 1/2" - 22 3/4"	7 1/8" - 7 1/4"
3		L	59-60 cm	22 3/4" - 23 1/4"	7 1/4" - 7 3/8"
4		XL	61-62 cm	23 5/8" - 24"	7 1/2" - 7 5/8"
5		XXL	63-64 cm	24 1/2" - 24 3/4"	7 3/4" - 7 7/8"





CUSTOM 500

Original Style



STRIPES PEARL

MSRP \$121.18

XS – BE511001080054 S – BE511001080056 MD – BE511001080058
LG – BE511001080060

FEATURES

- Low-Profile Fiberglass Composite Shell
- 5 shell and EPS liner ensure a personalized fit
- Anti-bacterial interior
- Multi Density EPS liner
- Integrated 5 snap pattern for aftermarket shields and visors
- Padded chin strap with D-ring closure and strap keeper
- Industry-leading five-year warranty











CERTIFICATIONS

DOT  

Meets or exceeds the following certifications: DOT and ECE

SIZES: XS, S, M, L, XL, XXL

CUSTOM 500 HELMET SIZE CHART

SHELL	EPS	HELMET SIZE	CIRCUMFERENCE (cm)	CIRCUMFERENCE (IN)	HAT SIZE (IN)
		XS	53–54 cm	21 1/4"– 21 5/8"	6 3/4"– 6 7/8"
		S	55–56 cm	21 5/8"– 22"	6 7/8"– 7"
		M	57–58 cm	22 1/2"– 22 3/4"	7 1/8"– 7 1/4"
		L	59–60 cm	22 3/4"– 23 1/4"	7 1/4"– 7 3/8"
		XL	61–62 cm	23 5/8"– 24"	7 1/2"– 7 5/8"
		XXL	63–64 cm	24 1/2"– 24 3/4"	7 3/4"– 7 7/8"



GLOSS VINTAGE WHITE

XS – BE511490080054 **S** – BE511490080056 **MD** – BE511490080058
LG – BE511490080060 **XL** – BE511490080062 **XXL** – BE511490080064



GLOSS SILVER FLAKE

XS – BE510301090054 **S** – BE510301090056 **MD** – BE510301090058
LG – BE510301090060 **XL** – BE510301090062 **XXL** – BE510301090064



MATTE BLACK

XS – BE511490002054 **S** – BE511490002056 **MD** – BE511490002058
LG – BE511490002060 **XL** – BE511490002062 **XXL** – BE511490002064



MATTE BLACK NO STUD

XS – BE511495002054 **S** – BE511495002056 **MD** – BE511495002058
LG – BE511495002060 **XL** – BE511495002062 **XXL** – BE511495002064



SOLID BLACK

XS – BE511490001054 **S** – BE511490001056 **MD** – BE511490001058
LG – BE511490001060 **XL** – BE511490001062 **XXL** – BE511490001064



SHIELDS/VISORS

FLAT & BUBBLE SHIELDS



BULLITT BUBBLE CLEAR
Black Tab BE1BUBC
Brown Tab BE1BUBCBT



BULLITT BUBBLE GOLD IRIIDIUM
Black Tab BE1BUB1G



BULLITT BUBBLE DARK SMOKE
Black Tab BE1BUBT



BULLITT BUBBLE AMBER GRADIENT
Black Tab BE1BUBAMB



BULLITT FLAT CLEAR
Black Tab BE1BUC
Brown Tab BE1BUCBT



BULLITT FLAT DARK SMOKE
Black Tab BE1BUT



BULLITT FLAT SILVER IRIIDIUM
Black Tab BE1U1S



BULLITT FLAT GOLD IRIIDIUM
Black Tab BE1BU1G

CUSTOM 500 BUBBLE SHIELDS



3-SNAP BUBBLE SHIELD CLEAR
BE13SBSC



PS 3-SNAP BUBBLE SHIELD SILVER IRIIDIUM
BE13SBSIS



PS 3-SNAP BUBBLE SHIELD DARK SMOKE
BE13SBSIS



PS 3-SNAP BUBBLE SHIELD YELLOW
BE13SBSY



PS 3-SNAP BUBBLE SHIELD AMBER GRADIENT
BE13SBSAMB

BELL SHIELDS

The Bell Three-Snap Shield is a throwback-style, full-coverage polycarbonate shield that fits the Bell Custom 500. The shield comes in clear, dark smoke, amber gradient, pink gradient and features Bell's NutraFog™ anti-fog, anti-scratch and UV-protective coating. (Not intended for use on Custom 500 XL & XXL sizes)

FEATURES:

- NutraFog™ anti-fog, anti-scratch and UV-protected shield
- Stable three-snap design
- Available in clear, dark smoke and amber and pink gradient tints
- Fits the Bell Custom 500 and most other three-snap helmets



NEW 3-SNAP Shield Clear
BE13SRSC



NEW 3-SNAP Shield Dark Smoke
BE13SRST



NEW 3-SNAP Shield Amber Gradient
BE13SRSAMB



Clear Flip Visor
BE13SFSC



Tinted Flip Visor
BE13SFST

520 Visor White
BE23S520VW



510 Visor White
BE23S510VW



3-SNAP Retro Visor Black
BE23SRVBK



520 Visor Black
BE23S520VBK



510 Visor Black
BE23S510VBK



550 Visor Black
BE2M03VSS0BK





CRUISER







ROGUE

Pure Attitude



CAMO GHOST RECON

XS – BE502002002054 S – BE502002002056 MD – BE502002002058
LG – BE502002002060 XL – BE502002002062 XXL – BE502002002064

**Sold w/ D.O.A. muzzle*

FEATURES

- Fiberglass composite shell
- 3 shell and EPS sizes for a personalized fit
- Durable, adjustable Muzzle features removable liner
- FidLock magnetic connection for easy muzzle connection/removal
- Removable/washable interior
- Convenient speaker pockets
- Stainless steel D-rings and metal badges
- Industry-leading Five-year warranty

CERTIFICATIONS

DOT



ECE 22.05

Meets or exceeds the following certifications:
DOT and AS/NZ

SIZES: XS, S, M, L, XL, XXL

ROGUE CHEEK PAD MATRIX

Shell Size	OEM Cheek Pad Size	Compatibility
XS	35 mm	INTERCHANGEABLE
S	25 mm	
M	35 mm	
L	25 mm	
XL	35 mm	
XXL	25 mm	

ROGUE HELMET SIZE CHART

SHELL	EPS	HELMET SIZE	CIRCUMFERENCE (cm)	CIRCUMFERENCE (IN)	HAT SIZE (IN)
1	1	XS	54–55 cm	21 1/4"– 21 5/8"	6 3/4"– 6 7/8"
		S	55–56 cm	21 5/8"– 22"	6 7/8"– 7"
2	2	M	57–58 cm	22 1/2"– 22 3/4"	7 1/8"– 7 1/4"
		L	58–59 cm	22 3/4"– 23 1/4"	7 1/4"– 7 3/8"
3	3	XL	60–61 cm	23 5/8"– 24"	7 1/2"– 7 5/8"
		XXL	62–63 cm	24 1/2"– 24 3/4"	7 3/4"– 7 7/8"

CRUISER



MATTE BLACK

XS – BE501000002054 S – BE501000002056 MD – BE501000002058
LG – BE501000002060 XL – BE501000002062 XXL – BE501000002064

**Sold w/ black muzzle*

ROGUE MUZZLE
BE2ROGM



**ROGUE MAG ADJUST
STRAPS LONG**
BE2ROGMSL



**ROGUE MAG ADJUST
STRAPS STANDARD**
BE2ROGMSS



**ROGUE D.O.A.
MUZZLE**
BE2ROGMSK



SCOUT AIR

NEW FOR 2018



MATTE BLACK

S – BE330202002056 MD – BE330202002058 LG – BE330202002060
XL – BE330202002062 XXL – BE330202002064

FEATURES

- Lightweight inmolded design weighing less than 900 grams
- Composite 'Tri Matrix' Shell Construction
- 5 shells, 5 EPS Sizes
- Includes 2 snap peaks
- Accessory shield available
- Industry-leading Five-year warranty

SIZES: XS, S, M, L, XL, XXL

CERTIFICATIONS







DOT  

Meets or exceeds the following certifications: DOT and ECE

SCOUT AIR CHEEK PAD MATRIX

Shell Size	OEM Cheek Pad Size	Compatibility
XS	50 mm	INTERCHANGEABLE
S	40 mm	
M	50 mm	INTERCHANGEABLE
L	40 mm	
XL	45 mm	INTERCHANGEABLE
XXL	35 mm	

SCOUT AIR HELMET SIZE CHART

SHELL	EPS	HELMET SIZE	CIRCUMFERENCE (cm)	CIRCUMFERENCE (IN)	HAT SIZE (IN)
		XS	53–54 cm	21 1/4"– 21 5/8"	6 3/4"– 6 7/8"
		S	55–56 cm	21 5/8"– 22"	6 7/8"– 7"
		M	57–58 cm	22 1/2"– 22 3/4"	7 1/8"– 7 1/4"
		L	59–60 cm	22 3/4"– 23 1/4"	7 1/4"– 7 3/8"
		XL	61–62 cm	23 5/8"– 24"	7 1/2"– 7 5/8"
		XXL	63–64 cm	24 1/2"– 24 3/4"	7 3/4"– 7 7/8"

CRUISER





SHORTY



GLOSS WHITE SOLID

XS – BE520490080054 S – BE520490080056 XXL – BE520490080064

CORE TECHNOLOGIES

- Polycarbonate alloy shell
- Adjustable forehead vents
- Zip-out earflaps with neck curtain
- Integrated speaker pockets
- 3-snap visor with optional shields available
- Industry-leading 5-year warranty

CERTIFICATIONS



PIT BOSS CHEEK PAD MATRIX

Shell Size	OEM Cheek Pad Size	Compatibility
XS	50 mm	INTERCHANGEABLE
S	40 mm	
M	50 mm	INTERCHANGEABLE
L	40 mm	
XL	45 mm	INTERCHANGEABLE
XXL	35 mm	

PIT BOSS HELMET SIZE CHART

SHELL	EPS	HELMET SIZE	CIRCUMFERENCE (CM)	CIRCUMFERENCE (IN)	HAT SIZE (IN)
		XS/ S	53-56 CM	20 3/4" - 21 5/8"	6 5/8" - 7"
		M	56-58 CM	22" - 22 3/4"	7" - 7 1/4"
		L	58-60 CM	22 3/4" - 23 5/8"	7 1/4" - 7 1/2"
		XL/XXL	61-63 CM	24" - 24 3/4"	7 5/8" - 7 7/8"
		XXXL	63 cm - 64 cm	24 3/4" - 25 1/4"	7 7/8" - 8"



MATTE BLACK SOLID

XS – BE520490002054 S – BE520490002056 MD – BE520490002058 LG – BE520490002060
XL – BE520490002062 XXL – BE520490002064



BLACK SOLID

XXS – BE520490001054 XS – BE520490001056 S – BE520490001058
MD – BE520490001060 L – BE520490001062 XL – BE520490001064



BE2SH0VBK



BE2SH0VW

STREET HELMET

SPARE PARTS & ACCESSORIES

'16 STAR SERIES TOP PADS VIRUS	XS	S	M	L	XL	XXL
	BE2ST16PVL54	BE2ST16PVL56	BE2ST16PVL58	BE2ST16PVL60	BE2ST16PVL62	BE2ST16PVL64

'16 STAR SERIES PRO/RACE VIRUS NECK CURTAIN	XS	S	M	L	XL
	BE2ST16PVNC54	BE2ST16PVNC56	BE2ST16PVNC58	BE2ST16PVNC60	BE2ST16PVNC62

'16 STAR SERIES PRO/RACE VIRUS MAGNEFUSION CHEEK PADS	25 MM	30 MM	35 MM	40 MM	45 MM	50 MM	55MM	60MM
	BE2ST16PVC25	BE2ST16PVC30	BE2ST16PVC35	BE2ST16PVC40	BE2ST16PVC45	BE2ST16PVC50	BE2ST16PVC55	BE2ST16PVC60

'16 STAR SERIES STAR X-STATIC CHEEK PADS	25 MM	30 MM	35 MM	40 MM	45 MM	50 MM	55MM	60MM
	BE2ST16XCP25	BE2ST16XCP30	BE2ST16XCP35	BE2ST16XCP40	BE2ST16XCP45	BE2ST16XCP50	BE2ST16XCP55	BE2ST16XCP60

'16 STAR SERIES PARTS	
PRO/RACE MOUTH VENT WHITE	BE2ST16PCVW
PRO/RACE MOUTH VENT BLACK	BE2ST16PCVMBK
STAR SERIES HINGE PLATE KIT	BE2ST16PK
STAR MOUTH VENT WHITE	BE2ST16CVW
STAR MOUTH VENT MATTE BLACK	BE2ST16CVMBK
STAR SERIES TOP/REAR VENT KIT WHIT	BE2ST16TVKW
STAR SERIES TOP/REAR VENT KIT MATTE BLACK	BE2ST16TVKMBK
PRO/RACE STAR VIRUS CHIN CURTAIN BLACK	BE2ST16PCC

STAR PARTS	
SHIELD HINGE PLATE KIT	BE2STAHPK
TRACK STRIP	BE2STATS
CHIN CURTAIN	BE2STACC

STAR VENT KITS	
RALLY RED	BE2STAVKRR
SOLID MATTE BLACK	BE2STAVKMBK
SOLID GLOSS BLACK	BE2STAVKBK
RSD SPEED FREAK LE	BE2STAVKSF
RACE DAY TRICOLORE	BE2STAVKRDTRI
SPIRIT BLUE	BE2STAVKSBL
SPIRIT RED	BE2STAVKSR
RACE DAY MATTE	BE2STAVKRDMBK

STAR REPLACEMENT PADDING SIZE MATRIX						
Helmet Size	XS	S	M	L	XL	XXL
Shell Size	S		M		L	
Cheek pad Size	50 mm	40 mm	50 mm	40 mm	50 mm	40 mm
Center pad Size	XS	S	M	L	XL	XXL

STAR REPLACEMENT PADDING						
TOP PADS X-STATIC XT-2	XS	S	M	L	XL	XXL
	BE2STAXL54	BE2STAXL56	BE2STAXL58	BE2STAXL60	BE2STAXL62	BE2STAXL64
STAR CHEEKPADS (FIRM) X-STATIC XT-2	35mm		40mm	45mm	50mm	55mm
XS (50mm OEM) SM (40mm OEM)			BE2STAXCPSF40		BE2STAXCPSF50	BE2STAXCPSF55
M (50mm OEM) L (40mm OEM)			BE2STAXCPMF40	BE2STAXCPMF45	BE2STAXCPMF50	BE2STAXCPMF55
XL (50mm OEM)					BE2STAXCPXL40	
XXL (40mm OEM)			BE2STAXCPXL50			

RS-1 Top Pads X-STATIC XT-2	XS	S	M	L	XL	XXL
	BE2RS1L54	BE2RS1L56	BE2RS1L58	BE2RS1L60	BE2RS1L62	BE2RS1L64
CHEEKPADS X-STATIC XT-2	30mm	35mm	40mm	45mm		
XS (40mm OEM) SM (35mm OEM)		BE2RS1CPS35	BE2RS1CPS40	BE2RS1CPS45		
M (40mm OEM) L (35mm OEM)		BE2RS1CPM35	BE2RS1CPM40	BE2RS1CPM45		
XL (40mm OEM) XXL (35mm OEM)	BE2RS1CPXL30	BE2RS1CPXL35	BE2RS1CPXL40			

RS-1 PARTS	
SHIELD HINGE PLATE KIT	BE2STAHPK
RS-1 REAR VENTS	
SOLID MATTE BLACK	BE2RS2VKMBK
SOLID MATTE BLACK	BE2RS2VKBK

RS-2 HINGE PLATE	
HINGE PLATE	BERS2HP
RS-2 INNER SHIELD	
RS-2 INNER SHIELD CLR	BERS2INNSHLDCLR
RS-2 INNER SHIELD DRK SMK	BERS2INSHLDDKSM
RS-2 INNER SHIELD HI-DEF PSM	BERS2INSHLDHIDE

RS-2 CHIN CURTAIN	
RS-2 CHIN CURTAIN	BERS2CHINCURT
RS-2 INNER SHIELD	
RS-2 XSTATIC TOP LINER XS	BERS2XTCLINER54
RS-2 XSTATIC TOP LINER S	BERS2XTCLINER56
RS-2 XSTATIC TOP LINER M	BERS2XTCLINER58
RS-2 XSTATIC TOP LINER L	BERS2XTCLINER60
RS-2 XSTATIC TOP LINER XL	BERS2XTCLINER62
RS-2 XSTATIC TOP LINER XXL	BERS2XTCLINER64

QUALIFIER DLX REPLACEMENT PADDING				
CHEEKPADS	30mm	35mm	40mm	45mm
	BE2QUCP30	BE2QUCP35	BE2QUCP40	BE2QUCP45

QUALIFIER DLX PARTS	
CHIN CURTAIN	8031122
COM PORT COVER BLACK	8031123

QUALIFIER REPLACEMENT PADDING						
TOP LINERS	XS	S	M	L	XL	XXL
	BE2QUAL54	BE2QUAL56	BE2QUAL58	BE2QUAL60	BE2QUAL62	BE2QUAL64

QUALIFIER REPLACEMENT PADDING			
CHEEKPADS	30mm	35mm	40mm
	BE2QUACP30	BE2QUACP35	BE2QUACP40

REVOLVER REPLACEMENT PADDING						
Top Pads	XS	S	M	L	XL	XXL
	BE2REL54	BE2REL56	BE2REL58	BE2REL60	BE2REL62	BE2REL64
Cheekpads	35mm	40mm	45mm	50mm	55mm	60mm
	BE2RECP64	BE2RECP62	BE2RECP60	BE2RECP58	BE2RECP56	BE2RECP54

SHORTY PARTS	Black	White
VISOR	BE2SHOVBK	BE2SHOVW
NECK CURTAIN	BE2SHONCBK	BE2SHONRW

ROGUE REPLACEMENT PADDING						
PAD KIT	XS	S	M	L	XL	XXL
	BE2ROGLK54	BE2ROGLK56	BE2ROGLK58	BE2ROGLK60	BE2ROGLK62	BE2ROGLK64

MAG-9 REPLACEMENT PADDING							
Top Pads	XS	S	M	L	XL	XXL	
	BE2MA9L54	BE2MA9L56	BE2MA9L58	BE2MA9L60	BE2MA9L62		
Cheekpads			35mm	40mm	45mm	50mm	55mm
XS (55mm OEM), SM (50mm OEM), MD (45mm OEM), LG (40mm OEM), XL (35 mm OEM)			BE2MA9CP35	BE2MA9CP40	BE2MA9CP45	BE2MA9CP50	BE2MA9CP55

BREATH BOX	
STAR, RS-1, VORTEX	BE2STABB

BULLITT REPLACEMENT PADDING				
CHEEKPADS BROWN	25mm	30mm	35mm	40mm
	BE2BUBRCP25	BE2BUBRCP30	BE2BUBRCP35	BE2BUBRCP40
CHEEKPADS BLACK	25mm	30mm	35mm	40mm
	BE2BUCP25	BE2BUCP30	BE2BUCP35	BE2BUCP40

BULLITT REPLACEMENT PADDING						
TOP LINERS BROWN	XS	S	M	L	XL	XXL
	BE2BUBRL54	BE2BUBRL56	BE2BUBRL58	BE2BUBRL60	BE2BUBRL62	BE2BUBRL64
TOP LINERS BLACK	XS	S	M	L	XL	XXL
	BE2BUL54	BE2BUL56	BE2BUL58	BE2BUL60	BE2BUL62	BE2BUL64

BULLITT PARTS	
GLOSS BLACK	BE2BUL54
MATTE BLACK	BE2BUSPBK
TITANIUM	BE2BUHP
PEARL WHITE	BE2BUMP

BULLITT TOP LINER BLACK (NEW FIT)	
BLACK 18 NEW FIT XS	BE2BULTOPLNBLK54
BLACK 18 NEW FIT S	BE2BULTOPLNBLK56
BLACK 18 NEW FIT M	BE2BULTOPLNBLK58
BLACK 18 NEW FIT L	BE2BULTOPLNBLK60
BLACK 18 NEW FIT XL	BE2BULTOPLNBLK62
LINER BLK 18 NEW FIT XXL	BE2BULTOPLNBLK64

BULLITT TOP LINER BROWN (NEW FIT)	
BROWN 18 NEW FIT XS	BE2BULTOPLNBR54
BROWN 18 NEW FIT S	BE2BULTOPLNBR56
BROWN 18 NEW FIT M	BE2BULTOPLNBR58
BROWN 18 NEW FIT L	BE2BULTOPLNBR60
BROWN 18 NEW FIT XL	BE2BULTOPLNBR62
BROWN 18 NEW FIT XXL	BE2BULTOPLNBR64

MX/OFF-ROAD

SPARE PARTS & ACCESSORIES

MOTO-9 FLEX TOP PAD SETS	BLACK					
	XS	SM	MD	LG	XL	XXL
	BE2M09FL54	BE2M09FL56	BE2M09FL58	BE2M09FL60	BE2M09FL62	BE2M09FL64

MOTO-9 FLEX VISORS									
TRAPPED YELLOW/RED	PRO CIRCUIT BLACK/GREEN	BLOCKED BLACK	BLOCKED BLUE	SYNDROME MATTE BLK	SYNDROME RED	TAGGER REKLUSE	VICE BLUE/YELLOW	VICE BLACK/WHITE	VICE BLUE/RED
TBA	TBA	BE2M09FVBBK	BE2M09FVBBL	BE2M09FVSMBK	BE2M09FVSR	BE2M09FVTR	BE2M09FVVBL	BE2M09FVVBKW	BE2M09FVVBRL

MOTO-9 REPLACEMENT PADDING Size Matrix						
Helmet Size	XS	S	M	L	XL	XXL
Shell Size	S		M		L	
Cheekpad Size	45 mm	40 mm	40 mm	35 mm	35 mm	30 mm

MOTO-9 PARTS	
MOUTHPIECE BLACK	BE2M09CBK
MOUTHPIECE WHITE	BE2M09CVW
ROOST GUARD BLACK	BE2M09RGBK
ROOST GUARD WHITE	BE2M09RGW

MOTO-9 TOP PAD SETS	GREY					
	XS	SM	MD	LG	XL	XXL
	BE2M09L54	BE2M09L56	BE2M09L58	BE2M09L60	BE2M09L62	BE2M09L64

MOTO-9 FLEX CHEEK PAD SETS	BLACK					
30mm ONE SIZE FITS ALL	45MM	40MM	40MM	35MM	35MM	30MM
	BE2M09CP45	BE2M09CP40	BE2M09CP40	BE2M09CP35	BE2M09CP35	BE2M09CP30

MOTO-9 VISORS										
YELLOW CAMO	PACE BLACK/WHITE	STANCE BLU/GRN	AIRTRIX SHARDS	TAGGER TROUBLE	INTAKE MAT BLK	INTAKE FLO ORANGE	TRACKER BLACK	SPARK RED/BLACK	SPARK ORANGE	
BE2M09VCY	BE2M09VPBK	BE2M09VSL	BE2M09VAS	BE2M09VTT	BE2M09VIMBK	BE2M09VIR	BE2M09VTBK	BE2M09SRBK	BE2M09VSO	

VISORS	CARBON HURRICANE	CARBON EMBLEM WHITE	HURRICANE R/W/B	UNIT MULTI	EMBLEM MATTE BLACK	EMBLEM BLUE	EMBLEM HOT YELLOW
	BE2M09CVHBK	BE2M09CWEV	BE2M09VHR	BE2M09VUHM	BE2M09VEMBK	BE2M09VEBL	BE2M09VEBL

VISORS	TILT MULTI	MATTE BLACK
	BE2M09VTM	BE2M09CVMBK

VISORS	PINNED BLACK	PINNED RED	PINNED ORANGE	UNIT EXISTENCE	TAGGER SCRUB	TAGGER CLASH RED	TAGGER CLASH BLUE
	BE2M09CVPBK	BE2M09CVPR	BE2M09CVPO	BE2M09CVUE	BE2M09CVTS	BE2M09CVTCR	BE2M09CVTCBL

MX-9 TOP PAD SETS	BLACK					
	XS	SM	MD	LG	XL	XXL
	BE2MX9L54	BE2MX9L56	BE2MX9L58	BE2MX9L60	BE2MX9L62	BE2MX9L64

MX-9 CHEEK PAD SETS				
	30 MM	35 MM	40 MM	45 MM
	BE2MX9CP30	BE2MX9CP35	BE2MX9CP40	BE2MX9CP45

MX-9 VISORS										
Pro Circuit Green Camo	Scrub Psycho	Scrub Pink	Blockade Orange	Blockade Blk/Whit	Barricade Red	Barricade Black	Stryker Green Hi-Viz	Stryker Black/White	Stryker Orange	
BE2MX9VPC	BE2MX9VSPS	BE2MX9VSPK	BE2MX9VBLO	BE2MX9VBLBK	BE2MX9VBAR	BE2MX9VBABK	BE2MX9VSTGHIZ	BE2MX9VSTBKW	BE2MX9VSTOBK	

MX-9 PARTS	
MOUTHPIECE BLACK	BE2MX9CVBK
MOUTHPIECE WHITE	BE2MX9CVW
VISOR SCREW 3 PC.	BE2MX9VSK

MX-9 ADV VISORS							
Stryker Flo Orange	Stryker Black/White	Barricade Hi-Viz	Barricade White	Barricade Red	Solid Black	Solid Mat Blk	Blockade Black
BE2MX9AVSTOBK	BE2MX9AVSTBKW	BE2MX9AVBAMHV	BE2MX9AVBAW	BE2MX9AVBAR	BE2MX9AVBKW	BE2MX9AVMBK	BE2MX9AVMBK

MX-2				
VISORS	BREAKER MULTI	BREAKER SILVER	BREAKER RED	BREAKER BLUE
	BE2MX2VBM	BE2MX2VBSI	BE2MX2VBR	BE2MX2VBL

VIBE MULTI	REVOLT	MATTE BLACK	ELEMENT RED	ELEMENT BLACK	54 BLACK/CHROME	QUANTUM BLUE	QUANTUM YELLOW
BE2MX2VVM	BE2MX2VR	BE2MX2VMBK	BE2MX2VER	BE2MX2VEBK	BE2MX2VFFBK	BE2MX2VFFBK	BE2MX2VQY

SX-1				
VISORS	Stack Blue	Stack Mt White	Storm Blue	Storm Grey
	BE2SX1VSTBL	BE2SX1VSTW	BE2SX1VSTOBL	BE2SX1VSTOG

SX-1										
VISORS	STACK BLUE/PINK	STACK CHAR/YEL	CRUSADE GREEN	APEX	TRACER RED	ROCKER RED	ROCKER BLACK	MATTE BLACK	SONIC BLACK YELLOW	REACTOR BLACK
	TBA	TBA	BE2SX1VCG	BE2SX1VA	BE2SX1VT	BE2SX1VRR	BE2SX1VRBK	BE2SX1VMBK	BE2SX1VSBK	BE2SX1VREBK

SX-1						
VISORS	Holeshot Red/Black	Whip Matte Black/Hi Viz Yellow	Whip Camo Blue	Holeshot Yellow/Red	Whip Camo Red	Whip Camo Black/Grey
	BE2SX1VHRBK	BE2SX1VWMBKGN	BE2SX1VWCBL	BE2SX1VWHYR	BE2SX1VWCR	BE2SX1VWCBK

MX-9 ADV PARTS	
MOUTHPIECE BLACK	BE2MX9ACVBK
PIVOT PLATE 2 PC.	BE2MX9APP
PIVOT PLATE COVER 2 PC.	BE2MX9APPC

MISC. PARTS	
MAGNEFUSION STRAP KEEPER KIT	BE2MRK

MX-9 ADVENTURE VISOR	
PS MX 9 ADV VISOR BERM BLK/RED/WHT	BEMX9ADVVSBERM
PS MX 9 ADV VISOR TORCH WHT/BLU/YEL	BEMX9ADVVSTOR
PS MX 9 ADV VISOR TORCH ORG/BLK	BEMX9ADVVSTOROB

MX-9 VISOR	
PS MX 9 VISOR MARAUDER BLK/CPR	BEMX9VSMAR
PS MX 9 VISOR CHECKMATE BLK	BEMX9VSCHEK
PS MX 9 VISOR TORCH CYN/RED	BEMX9VSTORCH
PS MX 9 VISOR MARAUDER WHT/BLK/RED	BEMX9VSMARWHTBLK
PS MX 9 VISOR MARAUDER YEL/BLK	BEMX9VSTORYELBLU
PS MX 9 VISOR TORCH WHT/BLU/YEL	BEMX9VSTORWHTBL
PS MX 9 VISOR SOLDIER MGNTA	BEMX9VSSOLMAG
PS MX 9 VISOR SOLDIER ORG	BEMX9VSSOLOORG
PS MX 9 VISOR PC RPLICA GRN	BEMX9VSPCREPGRN

MOTO-9 FLEX VISOR	
PS MOTO 9 FLEX VISOR HOUND CYN/RED	BEMOT9FLVSHOU
PS MOTO 9 FLEX VISOR VICE BLK/CPR	BEMOT9FLVVICE
PS MOTO 9 FLEX VISOR MC MONSTER GRN/BLK	BEMOT9FLVSMCMON
PS MOTO 9 FLEX VISOR HOUND ORG/CHAR	BEMOT9FLVSHOUND

MOTO-9 VISOR	
PS MOTO 9 VISOR DISTRICT BLK/CPR	BEMO9VSDISTBLK
PS MOTO 9 VISOR TOMAC RPLICA BLK/GRN	BEMO9VSTOMREP
PS MOTO 9 VISOR DISTRICT BLU/ORG	BEMO9VSDISTBLU
PS MOTO 9 VISOR DISTRICT WHT/BLK/RED	BEMO9VSDISTWHT
PS MOTO 9 VISOR FASTHOUSE WHT/BK	BEMO9VFSSTHOU
PS MOTO 9 VISOR ASSYM YEL/BLK	BEMO9VSASSYM

MOTO-3 VISOR	
MOTO 3 550 VISOR STRIPES BLK/BLU	BEMOT3550VSSTRP
MOTO 3 550 VISOR MALIBU BLU/WHT	BEMOT3550VSMAL

SCOUT AIR VISORS	
PS SCOUT AIR VISOR SHORT MAT BLK	BEPSSCTVSMTBLK
PS SCOUT AIR VISOR SHORT BLK	BEPSSCTVSBLK
PS SCOUT AIR VISOR LONG MAT BLK	BEPSSCTVSLMTBLK
PS SCOUT AIR VISOR LONG BLK	BEPSSCTVSLBLK

SCOUT AIR TOP PADS	
TOP LINER XS	BETOPLNR54
TOP LINER S	BETOPLNR56
TOP LINER M	BETOPLNR58
TOP LINER L	BETOPLNR60
TOP LINER XL	BETOPLNR62
TOP LINER XXL	BETOPLNR64

RIOT PARTS	
PS RIOT SHIELD CLR	BEPSRIOTSHLDCLR
PS RIOT SHIELD DRK SMK	BEPSRIOTSHDDKSM
PS RIOT HINGE PLATE/DISC KIT	BEPSRIOTPLTKIT
PS RIOT SHIELD CLR	
PS RIOT SHIELD DRK SMK	

CUSTOM 500 RETRO 3 SNAP SHIELD	
3 SNAP RETRO SHIELD CLEAR	BERET3SNPCLR
3 SNAP RETRO SHIELD DRK SMOKE	BERET3SNPSMK
3 SNAP RETRO SHIELD AMBER GRADIENT	BERET3SNPAMBGRAD
3 SNAP RETRO SHIELD PINK GRADIENT	BERET3SNPPNKGRAD



COMMUNICATION DEVICES



SENA

SENA Models	SMH10R	SMH10	10S	20S	SMH5
Pro Star	NO	NO	NO	NO	NO
Race Star (2018)	YES	YES	YES	YES	YES
Star	YES	YES	YES	YES	YES
RS-2/RS-1	YES	YES	YES	YES	YES
Qualifer DLX	YES	See Right	See Right	YES	YES
Qualifer	YES	YES	YES	YES	YES
Revolver Evo	YES	YES	YES	YES	YES
MX-9 Adventure	YES	YES	YES	YES	YES
Mag-9	YES	See Right	See Right	YES	YES
Pit Boss	YES	YES	YES	YES	YES



CARDO Models	Q1/Q3	Freecom	Packtalk	Smartpack	G9X
Pro Star	NO	NO	NO	NO	NO
Race Star (2018)	YES	YES	YES	YES	YES
Star	YES	YES	YES	YES	YES
RS-2/RS-1	YES	YES	YES	YES	YES
Qualifer DLX	See Right	YES	YES	YES	YES
Qualifer	YES	YES	YES	YES	YES
Revolver Evo	YES	YES	YES	YES	YES
MX-9 Adventure	YES	YES	YES	YES	YES
Mag-9	See Right	YES	YES	YES	YES
Pit Boss	YES	YES	YES	YES	YES



UCLEAR Models	Pulse Plus	AMP	HBC
Pro Star	NO	NO	NO
Race Star (2018)	YES	YES	YES
Star	YES	YES	YES
RS-2/RS-1	YES	YES	YES
Qualifer DLX	YES	YES	YES
Qualifer	YES	YES	YES
Revolver Evo	YES	YES	YES
MX-9 Adventure	YES	YES	YES
Mag-9	YES	YES	YES
Pit Boss	YES	YES	YES



CHATTERBOX Models	CBX	XBi2	X1/X2
Pro Star	NO	NO	NO
Race Star (2018)	YES	YES	YES
Star	YES	YES	YES
RS-2/RS-1	YES	YES	YES
Qualifer DLX	YES	YES	YES
Qualifer	YES	YES	YES
Revolver Evo	YES	YES	YES
MX-9 Adventure	YES	YES	YES
Mag-9	YES	YES	YES
Pit Boss	YES	YES	YES

SENA

 **cardo**



Qualifier DLX & Mag-9 feature intergrated Bluetooth ports for specific SENA & Cardo models. An adapter is required.

BOOM vs. WIRE Mic



"Wire" Mic may only be used with full face helmets with chinbars.
"Boom" Mic will work on flip-up & open face helmets, as well as full face.

****WIRING w/neck curtain**



VORTEX, RS-1 & RS-2 have neck curtain padding that will require wiring to go over paddding, not under.

***SPEAKER RECESS**



NOTE: Most BELL street helmets have built in speaker recess. This ensures riders comfort will not be comprosied when speakers are added * ARROW does not have speaker recess

CHEEK PAD SPEAKER POCKET



NOTE: Most BELL Helmets have built in speaker pockets. (Some older models not have this feature)

***WIRING w/ Mag-9**



MAG-9 has a bottom rubber gasket that will require the clamp to go over the gasket.



2018 LINE ROUNDUP

STREET FULL FACE

PRO STAR



MATTE BLACK



RATCHET BLACK/WHITE



TRACER BLACK/SILVER

RACE STAR



NEW
RSD GLOSS/MATTE WHITE/RED/
CARBON FORMULA



NEW
GLOSS WHITE/TITANIUM/
CARBON SECTOR



NEW
GLOSS WHITE/HI-VIZ GREEN/
CARBON SECTOR



MATTE BLACK



ACE CAFE MATTE BLACK



MATTE BLACK/GREY TRACER

STAR NEW FOR 2018



NEW
ISLE OF MAN 18.0 GLOSS
BLACK/GOLD



NEW
GLOSS HI-VIZ GREEN/BLACK
TORTION



NEW
GLOSS COPPER/WHITE/BLACK
TORTION



NEW
GLOSS RED/BLUE TORTION



MATTE BLACK



SOLID WHITE

RS-2 NEW FOR 2018



NEW
GLOSS WHITE



NEW
GLOSS BLACK



NEW
MATTE BLACK



NEW
GLOSS WHITE/BLACK/
TITANIUM TACTICAL



NEW
GLOSS/MATTE BLACK/
TITANIUM TACTICAL



NEW
GLOSS RED/BLACK/
TITANIUM TACTICAL



NEW
GLOSS HI-VIZ YELLOW/
NAVY/RED EMPIRE



NEW
GLOSS WHITE/BLACK/RED



NEW
GLOSS/MATTE COPPER/BLACK/TITANIUM

QUALIFIER DLX 



NEW
GLOSS ACCELERATOR
RED/BLACK



NEW
GLOSS ACCELERATOR HI-VIZ



MATTE BLACK

QUALIFIER DLX



NEW
GLOSS ISLE OF MAN
BLACK/RED



MATTE DEVIL MAY CARE



GLOSS BLACK



MATTE BLACK



MATTE TITANIUM RALLY



MATTE BLACK RALLY



MATTE BLACK BLACKOUT

QUALIFIER



NEW
GLOSS BLUE/RED/YELLOW
COMMAND



NEW
GLOSS BLACK/RED/TITANIUM
BLAZE



NEW
GLOSS HI-VIZ YELLOW/BLACK
BLAZE



NEW
GLOSS TAGGER GLOSS
WHITE/RED/BLACK SPLICE



GLOSS BLUE/YELLOW
TORQUE



GLOSS BLACK/RED
TORQUE



MATTE BLACK



GLOSS BLACK

REVOLVER EVO



RALLY MATTE BLACK



SOLID MATTE BLACK



JACKAL HI VIZ



RALLEY MATTE BLACK/WHITE



GLOSS BLACK



SOLID WHITE

MX/OFF-ROAD

MOTO-9 FLEX



NEW
GLOSS/MATTE ORANGE/
CHARCOAL HOUND



NEW
GLOSS/MATTE CYAN/RED
HOUND



NEW
MATTE COPPER/BLACK VICE



NEW
MC MONSTER REPLICA 18.0 GLOSS



VICE BLUE/RED



GLOSS BLACK/WHITE VICE



GLOSS BLUE/YELLOW VICE



MATTE SYNDROME BLACK



GLOSS WHITE

MOTO-9



NEW FOR 2018



NEW
TAGGER GLOSS YELLOW/BLUE/
WHITE ASSYMETRIC



NEW
GRINDHOUSE GLOSS/
MATTE BLACK/WHITE



NEW
TOMAC REPLICA 17.2 GLOSS



NEW
MATTE BLACK



NEW
GLOSS BLUE/ORANGE
DISTRICT



NEW
GLOSS WHITE/BLACK/RED
DISTRICT



NEW
GLOSS COPPER/BLACK/CHARCOAL
DISTRICT

MX-9



NEW
PRO CIRCUIT REPLICA 18.0
GLOSS



NEW
GLOSS HI-VIZ COPPER/BLACK
MARAUDER



NEW
TAGGER GLOSS DOUBLE
TROUBLE YELLOW



NEW
GLOSS HI-VIZ YELLOW/
BLACK MARAUDER



NEW
GLOSS BLACK/CYAN/RED
TORCH



NEW
MATT BLACK

MX-9 ADVENTURE



NEW
RSD MATTE MAX



NEW
GLOSS WHITE/BLUE/
YELLOW TORCH



NEW
GLOSS HI-VIZ
ORANGE/BLACK TORCH



NEW
GLOSS BLACK/RED/
WHITE BERM



MATTE BLACK



GLOSS WHITE

CULTURE

BULLITT CARBON



NEW
RSD GLOSS/MATTE
GREEN RANGE



NEW
GLOSS WHITE/CARBON
PIERCE

BULLITT SE



NEW
HART-LUCK GLOSS
METALLIC BUBBLES



RSD VIVA

BULLITT



NEW
GLOSS SILVER FLAKE



NEW
MATTE BLACK/COPPER FORGE



SOLID MATTE BLACK



GLOSS BLACK



GLOSS WHITE

MOTO-3



GLOSS BLACK CLASSIC



GLOSS HI-VIZ ORANGE CLASSIC



GLOSS YELLOW CLASSIC



GLOSS RED CLASSIC



GLOSS WHITE CLASSIC



NEW
MATTE SILVER/BLACK/BLUE STRIPES



INDEPENDENT MATTE TITANIUM



RSD GLOSS BLUE/WHITE MALIBU

CULTURE

RIOT → NEW FOR 2018



NEW
GLOSS WHITE/BLACK/
RED BOOST



NEW
MATTE BLACK

CUSTOM 500 SE



RSD 74 MATTE BLACK/SILVER

CUSTOM 500



NEW
GLOSS SILVER FLAKE



GLOSS VINTAGE WHITE



GLOSS STRIPES PEARL WHITE



SOLID BLACK



MATTE BLACK



MATTE BLACK NO SNAP

CRUISER **ROGUE**



MATTE GHOST RECON CAMO



MATTE BLACK



ROGUE ACCESSORY D.O.A. MUZZLE

SCOUT AIR NEW FOR 2018



NEW
MATTE BLACK

SHORTY



GLOSS WHITE SOLID



MATTE BLACK SOLID



BLACK SOLID



A Vista Outdoor company.



Studio Photos by:
Josh Sawyer

Action Photos by:
Josh Sawyer
Frank Hoppen
Brian J. Nelson
Adam Fedderly
Preston Burroughs
Rhino
Erick Runyon
Logan Deats
Max Mandell
Dimitri Coste
Connor Luther