



PROFESSIONAL MANUAL



SKINCARE SCIENCE

Targeted skincare from science

skincarescience.com

Dedicated to those who expect more.

ACKNOWLEDGEMENT

Many people over the years have given their time and expertise to building this body of knowledge by sharing the lessons, disciplines, and best practices they have gained during their successful careers. With their support, this manual was built upon real world experiences and practices. Skincare Science could not have done this alone, and their efforts and hard work are greatly appreciated.

TABLE OF CONTENTS

OUR PHILOSOPHY

ACTIVE INGREDIENTS

EDUCATION

Product to Skin vs. Skin to Product • Onion Skin Method of Classification • Acid Units
Stay Young Forever • Youthful Glow

PRODUCT LIST

CLEANSER

AHA 3 Facial Cleanser • AHA 12 Facial Cleanser • Facial Cleanser Sensitive Skin
Salicylic Cleanser

ASTRINGENTS & TONER

AHA 8 Astringent • BHA / AHA Clarifying Astringent • Facial Toner

RESURFACING

AHA 15 Refining Gel

LOTIONS

AHA 10 Resurfacing Lotion • AHA 20 Intensive Lotion • Lac 10 Moisturizer
Hydrating Lotion • Ceramide Lotion 1% • Anti-Age Protect

CREAMS

AHA 10 Resurfacing Cream • Moisturizing Cream • Ceramide Cream 1% • Skin Soothing Cream
AHA 2 Under Eye Cream • Anti-Aging Regenerating Cream

THERAPEUTIC

Body Oil • Liquid Lufa • Healing Facial Mask • Refining Clay mask

ANTI-AGING

Skin Recovery Serum • Hyaluronic Acid Serum • Vitamin A Emollient
Vitamin C Emollient • Ageless Peptide Cream

TYROSINASE INHIBITORS

Skin Renewal 10 Serum • Skin Renewal Serum

PROTOCOL KEY STEPS I & II

FACIAL PROTOCOLS

Skin Fitness Peptide Facial • Acne Facial • Brightening Facial • Sensitive Skin Facial • Express Facial
Radiance Facial • Ageless Peptide Facial with Glycolic Acid Peel • Detox Facial • Fix It (Acne Treatment)
Let It Be Light for Hyperpigmentation • Microdermabrasion • Anti-Acne Back Facial • Men's Facial
Exfoliating Hand Treatment • Anti-Aging Eye Treatment

OUR PHILOSOPHY

At Skincare Science, our passion is skin improvement and skin health. Our products are formulated with high percentages of the active ingredients required to fulfill the goals of our passion, and the goals of our clients. Our products are manufactured in a state-of-the-art facility that adheres, and is aligned with our same views and goals. They abide by strict quality standards and controls that exceed industry standards.

Formulas and Actives Developed from 30 Years of Research

The products featured by Skincare Science are not just fancy ingredients. Behind our products are decades of careful medical research and clinical trials. This ensures that the most trusted ingredients and their results are used. There are always new ingredients, but Skincare Science only uses those which are backed by decades of use within the skin. The results are documented with clinical efficacy, and are not just hydrating.

Flexible Product Combinations for all Skin Types

A strong benefit to our products is also their ability to be used in combination. During the planning stages of product development, our team did plan on products being combined during protocols, and how they would feel and interact with the skin.

Scientifically Formulated for Proper Skin Cell Resurfacing

When considering the active ingredients, we place a very important role on product pH. For true resurfacing efficacy, pH plays a critical role in making sure that the active ingredient(s) can perform scientifically within the skin.

Product Efficacy

There are many factors that must be considered when formulating a skincare line based and backed on science and clinical findings. One cannot just assume. Modern science and advancements in skincare formulating must always be considered. One cannot relax as science is always moving forward. Our team is on the forefront of these findings as it relates to how the skin uses and absorbs active ingredients. This ensures that the results are quantifiable and translate to improved skin conditions. Our formulas are continually under investigation to ensure our passion and goals are met.

ACTIVE INGREDIENTS

Surfactants (Soap)

Sodium Cocoyl Isethionate • Disodium Laureth Sulfosuccinate

Acids

Glycolic Acid (AHA) • Salicylic Acid (BHA) • Lactic Acid (AHA)

Vitamins / Antioxidants / Anti-Aging

Vitamin A • Vitamin B3 • Vitamin B5 • Vitamin C
Peptides • Vitamin E

Moisturizing / Healing

Avocadin® • Hyaluronic Acid • Ceramide II

Whitening

Hydroquinone • Actiwhite®

Oil

Jojoba • Macadamia • Sweet Almond

Liquid Lufa

Pumice (Exfoliating Micro-Beads)

Green Clay

Bentonite Green Clay (Montmorillonite) • French Green Clay (Illite)

Advanced Ingredients

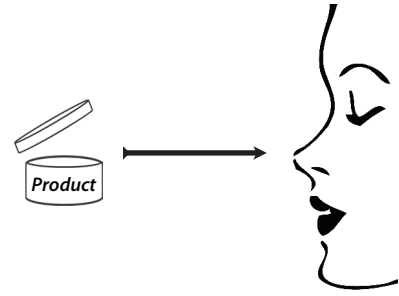
Acids

Trichloroacetic Acid (TCA) • Resorcinol

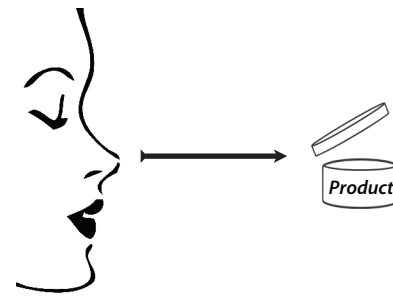
PRODUCT TO SKIN

Skincare Science was developed from a different perspective than other professional skincare lines. Most skincare manufacturers attempt the impossible of being everything to every skin type (Product to Skin). Skincare Science does not.

Skincare Science should be viewed as a set of tools which are specifically selected, developed, and manufactured to treat the many skin conditions that may be encountered in a professional salon or medical office.



vs. SKIN TO PRODUCT



Skincare Science requires the skincare professional to view the skin type or skin condition first, (Skin to Product), then seek the active ingredient proven effective to treat that particular skin condition.

Once a product or selected grouping of products is prescribed, there is a much better understanding of what ingredients are performing or not performing.

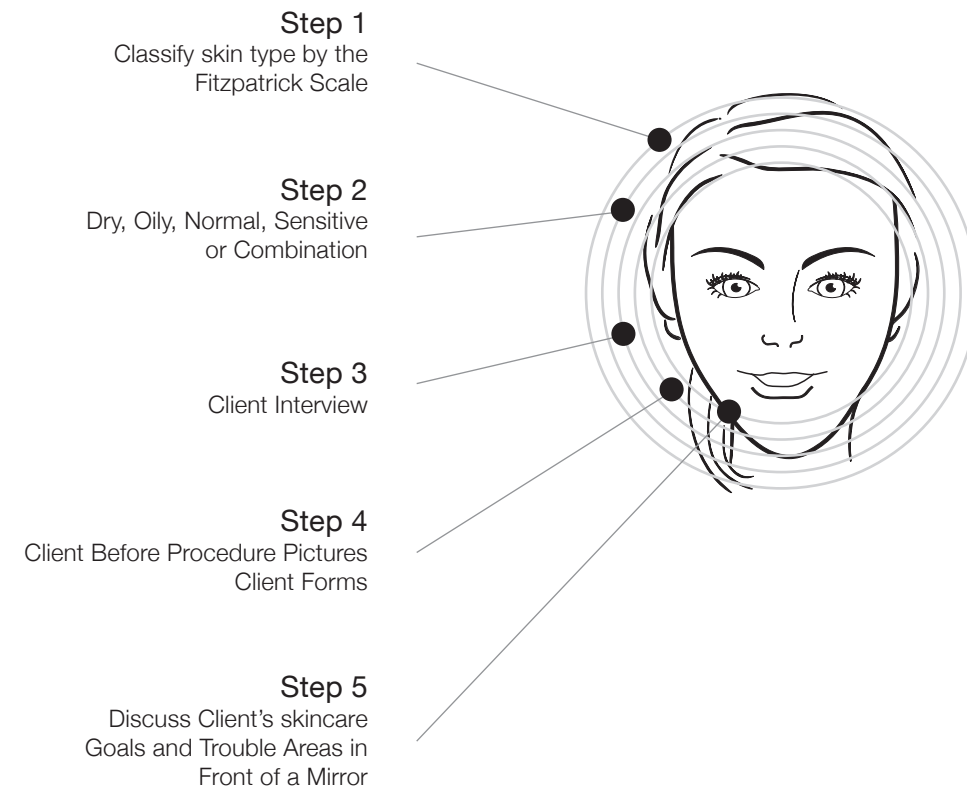
With the correct application of this philosophy and the knowledge of Skincare Science's key active ingredients, the questions about what product or products to use will be met with a higher level of confidence and happier clients.

SKIN CLASSIFICATION (ONION SKIN METHOD)

One of the most difficult aspects of skincare is knowing the best products to prescribe and the best direction for their use. With that said, the additional aspect of multiple products with varying degrees of active ingredients does not make it any easier.

This skin classification technique will help bring clarity as well as introduce a step by step process on how to apply the same classification process to each client.

Using the most widely used skin care classification systems, the Fitzpatrick Scale, along with the most basic descriptions - Dry, Oily, Normal, Sensitive, Combination, Acne or Aging, it is possible to bring about a better understanding and confidence within your client's skin care goals.



ACID UNITS

How many 'UNITS' of acid are your clients putting on their skin daily? If you are treating your clients with an acid this is a very important question to know and one your clients need to be aware of.

Definition of a 'Unit' - A unit of acid is 1% of an acid volume added to a skin care product used within a 24-hour period.

For example: AHA 3 Facial Cleanse contains 3% glycolic acid so that would count toward your daily allowance of 3 units. If you prescribed your client to wash with AHA 3 Facial Cleanser in the AM and PM, this would constitute 6 units of glycolic acid.

Below is the basic outline for the number of units of an acid to be used within a 24-hour period by Fitzpatrick Scale:

Fig. 1

Fitzpatrick Scale	Low	High
I	2	20
II	2	20
III	3	30
IV	3	30
V	2	20
VI	2	20

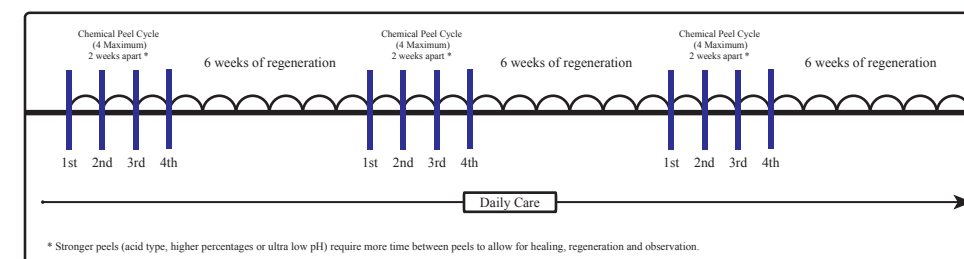
All acid(s) percentages are added into one number. Example: Salicylic Acid Cleanser (2% Salicylic Acid in the AM and PM), would add up to 4 'Units' and if you combined this with Lac 10 moisturizer (10% Beta Hydroxy Acid) in the PM, then the total for the day would be 14 'Units'.

Fig. 1 does not encompass the entire view of skin types or skin conditions, but is an example to make you aware that there should be a guideline to which you follow when prescribing acids. Allow your experience and your client's skin to guide you, but start with these basic ideas as you prescribe a home care regimen. Start slow and use a lower percentage than you think, and allow a few weeks to set in before you change or increase it.

More often than not, when exfoliating acids are used for the first time, the skin will actually appear to get worse before it gets better. This point might be something you can and should remind your clients about and also for you to remember as well. Skin damage takes time and so does reversing it.

STAY YOUNG FOREVER

Use a Skin Regeneration Cycle to promote and maintain beautiful younger looking skin. A Skin Regeneration Cycle is an approach to skincare that increases and speeds up the skin's own natural ability to slough unwanted skin cells while dramatically increasing cellular turnover deep within the layers of the skin. By applying 4 chemical peels across a 4 - 8 week period, you will be able to use the skin's own natural skin cycle to speed up cell turnover. The period following each chemical peel stage of a Skin Regeneration Cycle allows a home care regimen to nourish the new skin and allow time for proper healing before the next cycle begins. When considering your clients for a Skin Regeneration Cycle, it is advisable to slow down during summer months and caution clients about combining chemical peels with sun exposure. SPF 30 or higher sun protection is mandatory or complete sun avoidance.



By using a Skin Regeneration Cycle, you will be able to maintain stronger client relationships through increased procedures and improved client communication.

Through the stages, your client's home regimen compliance will be achieved through results they will see and feel and not through a forced sales approach. When using this plan you will remove the failed attempts at a complete facial makeover using a once here and there skin care treatment. It is advised that a creative pricing structure be used to increase affordability but at the same time, increase profits.

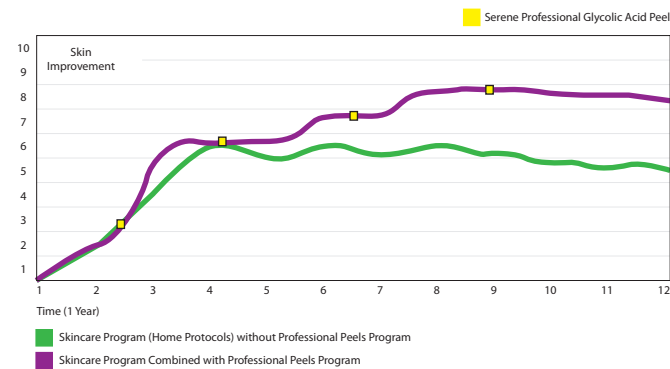
For example - each stage can be treated as one part and allow for a decreasing pricing structure such as: 1st-\$95 2nd-\$85 3rd-\$75 4th-\$65. It is also advisable to have at home care products available for purchase along with a possible 5 -10% discount if purchased at the beginning of the Skin Regeneration Cycle program. Creativity in marketing and pricing is key, but the end goal is always the same: Your client's results.

YOUTHFUL GLOW

The skincare industry is full of claims that fall somewhere between true and completely unbelievable. This in and of itself is something we have come to understand with skincare and finding out for ourselves what is plausible and what is not worth the money, is an ongoing personal challenge. We would like to address something that we feel will help you understand why skincare works so well in the beginning and then, with continued use seems to taper off. We are sure many of you have heard clients talk about their skin worsening and the desire to try other products or maybe just confusion about the condition of their skin with product use over time.

If you look at the chart below we can see two lines, one is green (in black and white - this is the lower line), and the other is purple (upper line). The green line (lower line) represents an individual that is using either skincare from a department store without the advice or help from a professional, or an individual that is not using chemical peels as a part of their skincare program, but is under the watchful eye of a skincare professional. The purple line (upper line) represents the same green line but with the addition of a professional peel program at intervals of 6 - 8 weeks (little boxes on upper line represent peel procedure). As we can see there is a rapid improvement with both lines starting with month one. Where we see a very large difference is at month two and three, with the difference being the first chemical peel application.

The skin is very dynamic and complex, so exact proof of this theory is not forthcoming, but in our opinion all you have to do is ask yourself a question: Why is it that most all women sooner or later choose to change their skincare program and/or feel the desire to do so when the next marketing claim hits their favorite magazine? Within the research we have done, we believe that without the use of a professional peel program, the true and final set point your skin's genetic makeup will achieve, will not be to the level that is truly possible. As a skincare professional, you are always practicing a level of skin healing that cannot be read in a book or studied. It must come from experience and hands on trial and error. After which point, you might find yourself disagreeing with



the status quo and having very strong beliefs about your personal findings within your profession. This graph exemplifies our experience and beliefs.

PRODUCT LIST

Code	Product Name	Retail	Pro	Category	
1-1	AHA 3 Facial Cleanser	8 oz.	16 oz.	Cleansers	
1-2	AHA 12 Facial Cleanser	8 oz.			
1-3	Facial Cleanser Sensitive Skin	8 oz.	16 oz.		
1-4	Salicylic Cleanser	8 oz.	16 oz.		
2-1	AHA 8 Astringent	8 oz.	16 oz.	Astringents / Toner	
2-2	BHA/AHA Clarifying Astringent	8 oz.	16 oz.		
2-3	Facial Toner	8 oz.	16 oz.		
3-1	AHA 15 Refining Gel	8 oz.	16 oz.	Resurfacing	
4-1	AHA 10 Resurfacing Lotion	2 oz.		Lotions	
4-2	AHA 20 Intensive Lotion	2 oz.			
4-3	Hydrating Lotion	2 oz.	16 oz.		
4-5	Ceramide Lotion 1%	2 oz.			
4-6	Lac 10 Moisturizer	2 oz.			
4-7	Anti Age Protect	2 oz.	16 oz.		
5-1	AHA 10 Resurfacing Cream	1 oz.			Creams
5-2	Moisturizing Cream	1 oz.			
5-4	Ceramide Cream 1%	1 oz.			
5-5	Skin Soothing Cream	1 oz.			
5-6	AHA 2 Under Eye Cream	1 oz.			
5-7	Anti-Aging Regenerating Cream	1 oz.			
7-1	Body Oil	8 oz.		Therapeutic	
7-2	Liquid Lufa	8 oz.	16 oz.		
7-3	Healing Facial Mask	2 oz.	8 oz.		
7-4	Refining Clay Mask	2 oz.	8 oz.		
8-1	Skin Recovery Serum	1 oz.		Anti-Aging	
8-2	Hyaluronic Acid Serum	1 oz.			
8-3	Vitamin A Emollient	1 oz.			
8-5	Vitamin C Emollient	1 oz.			
8-7	Ageless Peptide Cream	1 oz.			
9-1	Skin Renwal 10 Serum	1 oz.			Tyrosinase Inhibitors
9-2	Skin Renwal Serum	1 oz.			
10-1	Bio Film Cleanser		16 oz.	Professional Products	
10-3	AHA Post Peel Neutralizer		16 oz.		
10-4	Post Peel Balm		16 oz.		
11-2	20% Glycolic Acid 2.0 pH		4 oz.		
11-3	30% Glycolic Acid 3.0 pH		4 oz.		
11-5	35% Glycolic Acid 2.5 pH		4 oz.		
11-8	50% Glycolic Acid 1.0 pH		4 oz.		
12-1	5% TCA 1.0 pH		4 oz.		
12-2	10% TCA 1.0 pH		4 oz.		
13-1	Jessner Light 2.0 pH		4 oz.		
13-2	Jessner Strong 2.0 pH		4 oz.		
14-1	20% Salicylic Acid 3.0 pH		4 oz.		
15-1	40% Lactic Acid 3.5 pH		4 oz.		

AHA 3 FACIAL CLEANSER

Gently removes dirt, makeup and environmental contaminants while infusing glycolic acid to increase the skin's exfoliation process to release unwanted dead skin cells for that healthy beautiful glow.

pH 3.3 - 3.6

Indications

All Skin Types

Key Ingredients

Glycolic Acid

- Increase cell renewal, stimulation of ceramide synthesis and barrier repair
- Improves the appearance of fine wrinkles and rough skin texture
- Stimulation of fibroblasts, which leads to increased collagen formation
- Increased dermal thickness

Directions for Use

Apply a small amount using finger tips or cotton-round to damp skin and massage into a lather. Rinse with cool water and pat dry.

Key Points

AHA 3 Facial Cleanser is mild and can be used daily in the AM and PM. For increased exfoliation Skincare Science recommends allowing to sit on the skin for 60 - 90 seconds. Finish with cool water rinse.

Follow up with a hydrating serum, lotion or anti-aging product.

Protect the skin from the sun at all times when using a resurfacing product (resurfacing acid). Glycolic acid can make the skin sensitive to the sun's rays.

Ingredients

Purified Water/Aqua, Sodium Cocoyl Isethionate, Disodium Laureth Sulfosuccinate, Cetyl Alcohol, Glycolic Acid, Glycerin, Cocamidopropyl Betaine, Xanthan Gum, Acrylates Polymer, Trisodium Ethylenediamine Disuccinate, Sodium Hydroxide, Caprylyl Glycol, Caprylhydroxamic Acid



AHA 12 FACIAL CLEANSER

Gently removes dirt, makeup and environmental contaminants while infusing high levels of glycolic acid into the top layers of the skin to increase the skin's own natural exfoliation process.

pH 3.3 - 3.6

Indications

All Skin Types (Sensitive skin types should avoid this product)

Key Ingredients

Glycolic Acid

- Increase cell renewal, stimulation of ceramide synthesis and barrier repair
- Improves the appearance of fine wrinkles and rough skin texture
- Stimulation of fibroblasts, which leads to increased collagen formation
- Increased dermal thickness

Directions for Use

Apply a small amount using finger tips or cotton-round to damp skin and massage into a lather. Rinse with cool water and pat dry.

Key Points

AHA 12 Facial Cleanser is strong and should not be used daily. For best results Skincare Science recommends using 1 - 2x per week in the evening only and allow to sit on the skin for 60 - 90 seconds, rinse with cool water. Follow up with a hydrating serum, lotion or anti-aging product.

Protect the skin from the sun at all times when using a resurfacing product (resurfacing acid). Glycolic acid can make the skin sensitive to the sun's rays.

Ingredients

Purified Water/Aqua, Sodium C14-16 Olefin Sulfonate, Glycolic Acid, Cocamidopropyl Betaine, Ammonium Hydroxide, Cocamidopropyl PG-Dimonium Chloride Phosphate, Cocamide MIPA, PEG-7 Glyceryl Cocoate, Disodium EDTA, Propylene Glycol



FACIAL CLEANSER SENSITIVE SKIN

Gently removes dirt, makeup and environmental contaminants while leaving the skin hydrated and pH balanced.

pH 5.0 - 5.5

Indications

All Skin Types

Key Ingredients

Soap

Using a clinically tested combination of soaps for sensitive skin (not to exceed 10%), intercellular lipids stay intact thus disruption to the skin's barrier is minimal and reducing the potential for dehydration.

Directions for Use

Apply a small amount using finger tips or cotton-round to damp skin and massage into a lather. Rinse with cool water and pat dry.

Key Points

Facial Cleanser Sensitive Skin is very mild and can be used daily in the AM and PM. Skincare Science recommends the use of this cleanser when using other products that contain high percentages of acids so that daily acid unit application can be monitored and increased or reduced as needed.

Ingredients

Purified Water/Aqua, Sodium Cocoyl Isethionate, Disodium Laureth Sulfosuccinate, Acrylates Polymer, Cocamidopropyl Betaine, Glycerin, Cetyl Alcohol, Cocamidopropyl Hydroxysultaine, Xanthan Gum, Trisodium, Ethylenediamine Disuccinate, Citric Acid, Sodium Hydroxide, Caprylyl Glycol, Caprylhydroxamic Acid



SALICYLIC CLEANSER

Salicylic acid's ability to penetrate deeper than glycolic acid into the pores and hair follicles makes this your acne fighting partner.

pH 3.3 - 3.6

Indications

Oily / Acne / Breakout Prone

Key Ingredients

Salicylic Acid

Due to its small molecular size, salicylic acid is able to penetrate deep into hair follicles and clear the compacted oil or un-sloughed skin cells for a reduction in oil and acne break outs.

Directions for Use

Apply a small amount using finger tips or cotton-round to damp skin and massage into a lather. Rinse with cool water and pat dry.

Key Points

Salicylic acid cleanser will help to increase the skin's own natural exfoliation process to release unwanted dead skin cells revealing new skin cells for that beautiful healthy glow.

If you would rather spot treat with salicylic acid, Skincare Science recommends prescribing Facial Cleanser Sensitive Skin followed with spot treatments of BHA / AHA Clarifying Astringent.

Ingredients

Purified Water/Aqua, Sodium C14-16 Olefin Sulfonate, Cocamidopropyl Betaine, Salicylic Acid, Cocamide MEA, Cocamidopropyl PG-Dimonium Chloride Phosphate, PEG-7 Glyceril Cocoate, Citric Acid, Iodopropynyl Butylcarbamate



AHA 8 ASTRINGENT

Mild glycolic acid will jump start dull and tired skin by helping the skin increase cellular turnover to reveal new skin cells for that healthy glow.

pH 3.3 - 3.6

Indications

All Skin Types

Key Ingredients

Glycolic Acid

- Increase cell renewal, stimulation of ceramide synthesis and barrier repair
- Improves the appearance of fine wrinkles and rough skin texture
- Stimulation of fibroblasts, which leads to increased collagen formation
- Increased dermal thickness

Directions for Use

After cleansing, apply a small amount of AHA 8 Astringent to dry cotton-round and apply to face and neck.

Key Points

AHA 8 Astringent contains 8% glycolic acid and can be used as a spot peel treatment by allowing it to sit on the skin for 60 - 90 seconds followed with a cool water rinse. Skincare Science recommends using 2 - 3x per week after cleansing with Facial Cleanser Sensitive Skin. The number of acid units should be closely monitored when this product is prescribed. Over use could cause sensitive skin reactions. If skin becomes overly sensitive discontinue use for week.

Protect the skin from the sun at all times when using a resurfacing product (resurfacing acid). Glycolic acid can make the skin sensitive to the sun's rays.

Ingredients

Purified Water/Aqua, SD Alcohol 40-B, Glycolic Acid, Glycerin, Ammonium Hydroxide, Sodium Benzoate, Polyquartenium-10



BHA / AHA CLARIFYING ASTRINGENT

Resurface the skin and eliminate the factors that create acne deep within the hair follicles before they start with this clinically tested combinations of glycolic acid and salicylic acid.

pH 3.3 - 3.6

Indications

Oily / Acne / Breakout Prone

Key Ingredients

Glycolic Acid

- Increase cell renewal, stimulation of ceramide synthesis and barrier repair
- Improves the appearance of fine wrinkles and rough skin texture
- Stimulation of fibroblasts, which leads to increased collagen formation
- Increased dermal thickness

Salicylic Acid

- Due to its small molecular size, salicylic acid is able to penetrate deep into hair follicles and clear the compacted oil or un-sloughed skin cells for a reduction in oil and acne break outs

Directions for Use

After cleansing, apply a small amount of BHA / AHA Clarifying Astringent to dry cotton-round and apply to affected areas.

Key Points

BHA / AHA Clarifying Astringent (10% glycolic acid and 2% salicylic acid) is recommended for oily and acne skin types. Skincare Science recommends that Facial Cleanser Sensitive Skin be the only cleanser used when prescribing this product. If dryness occurs, discontinue use for one week and follow with a 50% reduction in use the next week to test the skins reaction at a reduced level. If over dryness occurs again, dilute product with wet cotton-round and continue until dryness is no longer an issue.

Ingredients

Purified Water/Aqua, SD Alcohol 40-B, Glycolic Acid, Glycerin, Ethoxydiglycol, Salicylic Acid, Citric Acid, Ammonium Hydroxide, Tetrasodium Glutamate Diacetate



FACIAL TONER

Nourish the skin and bring back your natural pH with this potent blend of natural moisture factors infused with Vitamin C and Hyaluronic acid.

pH 5.0 - 5.5

Indications

All Skin Types

Key Ingredients

Vitamin C

- Fights free radical damage and the effects of pre-mature aging
- Enhances elastin production; increase in collagen
- Natural SPF and skin lightening properties; Inhibit the synthesis of melanin
- Enhances the production of collagen (Type I and II); wrinkle reducer
- Reduces the visible signs of facial fine lines

Natural Moisture Factor

- Matches NMF found in human skin by 95%.
- Included eight amino acids for added health benefits

Hyaluronic Acid

- Found Naturally within skin; holds 1,000 times it's weight in water

Directions for Use

After cleansing, apply a small amount of toner to dry cotton-round and apply to face and neck.

Key Points

Facial Toner will help bring your skin's pH back to its natural state while active ingredients will restore the moisture and hydration the epidermal layer of the skin requires for proper barrier function and cell renewal.

Ingredients

Purified Water/Aqua, Glycereth - 26, Sodium Ascorbyl Phosphate, Sodium PCA, Betaine, Sorbitol, Glycine, Alanine, Proline, Serine, Threonine, Arginine, Lysine, Glutamic Acid, Trisodium Ethylenediamine Disuccinate, Sodium Hyaluronate, Allantoin, Citric Acid, Caprylyl Glycol, Caprylhydroxamic Acid



AHA 15 REFINING GEL

Intense glycolic acid will jump start dull and tired skin by helping the skin increase cellular turnover to reveal new skin cells for that healthy glow.

pH 3.3 - 3.6

Indications

All Skin Types (Sensitive skin types should avoid this product)

Key Ingredients

Glycolic Acid

- Increase cell renewal, stimulation of ceramide synthesis and barrier repair
- Improves the appearance of fine wrinkles and rough skin texture
- Stimulation of fibroblasts, which leads to increased collagen formation
- Increased dermal thickness

Directions for Use

After cleansing, apply a small amount of AHA 15 Refining Gel to cotton-round and apply to face and neck. Use in the evening only.

Key Points

AHA 15 Refining Gel contains 15% glycolic acid and can be used as a spot peel treatment or complete face mini-home peel. Allow to sit on the skin for 60 - 90 seconds followed with a cool water rinse. Skincare Science recommends using 1 - 2x per week after cleansing with Facial Cleanser Sensitive Skin. The number of acid units should be closely monitored when this product is prescribed. Over use could cause sensitive skin reactions; discontinue use for week if skin becomes overly sensitive.

When using this product, it is very important to have a hands-on approach with your client as this product is very strong and client compliance is very important. Over use could result in over thinning of the stratum corneum which could lead to sensitive skin issues.

Ingredients

Purified Water/Aqua, Alcohol 40-B, Glycolic Acid, Glycerin, Polyquaternium-10, Ammonium Hydroxide



AHA 10 RESURFACING LOTION

Mild glycolic acid will jump start dull and tired skin by helping the skin increase cellular turnover to reveal new skin cells for that healthy glow.

pH 3.3 - 3.6

Indications

All Skin Types

Key Ingredients

Glycolic Acid

- Increase cell renewal, stimulation of ceramide synthesis and barrier repair
- Improves the appearance of fine wrinkles and rough skin texture
- Stimulation of fibroblasts, which leads to increased collagen formation
- Increased dermal thickness

Directions for Use

After cleansing at night, as a last step, apply AHA 10 Resurfacing Lotion to the face. Glycolic acid can and will help other ingredients to penetrate deeper into the skin and increase efficacy.

Key Points

Light and gentle on the skin, AHA 10 Resurfacing Lotion when used regularly in the evening, will increase cellular turnover revealing new skin cells.

Protect the skin from the sun at all times when using a resurfacing product. Glycolic acid can make the skin sensitive to the sun's rays.

Ingredients

Purified Water/Aqua, Glycolic Acid, Ammonium Hydroxide, Glycerin, Tridecyl Stearate, Neopentyl Glycol Dicaprylate/Dicaprate, Tridecyl Trimellitate, Cetearyl Alcohol, Dicapryl Phosphate, Ceteth-10 Phosphate, Trisodium Ethylenediamine Disuccinate, Xanthan Gum, Sodium Levulinate, Sodium Anisate



AHA 20 INTENSIVE LOTION

High amount of glycolic acid will increase cellular turnover to reveal new skin cells for that healthy glow. Works magic on overly thick skin.

pH 3.3 - 3.6

Indications

All Skin Types (Sensitive skin types should avoid this product)

Key Ingredients

Glycolic Acid

- Increase cell renewal, stimulation of ceramide synthesis and barrier repair
- Improves the appearance of fine wrinkles and rough skin texture
- Stimulation of fibroblasts, which leads to increased collagen formation
- Increased dermal thickness

Directions for Use

Used 2 - 3x per week with no other acid product prescribed. Take a less is more approach as this product is very strong and should be treated as a peel in a lotion. If irritation is felt, rinse with water and reduce amount used with next application. It is also possible to mix with Skincare Science's Hydration Lotion for a weaker product.

Key Points

Skincare Science recommends using this product only 2 - 3x per week depending on skin type and skin condition. This is a very strong product and care needs to be taken when prescribed. It is very easy to over thin the stratum corneum with continued use of this product.

Protect the skin from the sun at all times when using a resurfacing product. Glycolic acid can make the skin sensitive to the sun's rays.

Ingredients

Purified Water/Aqua, Glycolic Acid, Cetearyl Alcohol, Propylene Glycol, Dicapryl Phosphate, Ceteth-10 Phosphate, Tridecyl Stearate, Vitamin E Acetate, Neopentyl Glycol Dicaprylate/ Dicaprate, Tridecyl Trimellitate, Ammonium Hydroxide, Cetearth-20, Dimethicone, Glycerin, Sodium PCA, Panthenol, Xanthan Gum, Trisodium Ethylenediamine Disuccinate, Phenoxyethanol



LAC 10 MOISTURIZER

Mild lactic acid will jump start dull and tired skin by helping the skin increase cellular turnover to reveal new skin cells for that healthy glow.

pH 3.3 - 3.6

Indications

All Skin Types

Key Ingredients

Lactic Acid

- Found naturally within the skin, part of the skin's natural moisture factor
- Increase cell renewal, stimulation of ceramide synthesis and barrier repair
- Improves the appearance of fine wrinkles and rough skin texture
- Stimulation of fibroblasts - Increased collagen and dermal thickness

Directions for Use

After cleansing at night, as a last step, apply Lac 10 Moisturizer to the face. Lactic acid can and will help other ingredients to penetrate deeper into the skin and increase efficacy.

Key Points

Light and gentle on the skin, Lac 10 Moisturizer when used regularly in the evening, will increase cellular turnover revealing new skin cells. Improves skin texture and tone through an increase in exfoliation.

Protect the skin from the sun at all times when using a resurfacing product. Glycolic acid can make the skin sensitive to the sun's rays.

Ingredients

Purified Water (Aqua), Lactic Acid, Tridecyl Stearate, Neopentyl Glycol Dicaprylate/Dicaprate, Tridecyl Trimellitate, Cetearyl Alcohol, Dicetyl Phosphate, Ceteth-10 Phosphate, Cetearth-20, Glycerin, Trisodium Ethylenediamine Disuccinate, Xanthan Gum, Sodium Hydroxide, Sodium Levulinate, Sodium Anisate



HYDRATING LOTION

Smooth, light and enriched with Vitamin B3, this lotion will help support the skin's fight against dehydration and the aging process.

pH 5.0 - 5.5

Indications

All Skin Types

Key Ingredients

Vitamin B3 (Niacinamide)

- Helps to reduce Trans Epidermal Water Loss (TEWL)
- Enhances hydration and improves the skin's ability to repair itself
- Vitamin B3 supports the replacement of intercellular lipids
- Treatment of atopic dermatitis; anti-inflammatory
- Reduction in hyperpigmentation
- Increase in dermal thickness through increase in collagen

Directions for Use

Apply a thin layer to the skin as needed. Always apply after serums and anti-age products, but before SPF products.

Key Points

Some individuals are sensitive to niacinamide and will get flush upon application. If you encounter this, change product to Ceramide Lotion 1%.

Another added benefit to this product is its ability to be combined with other lotions within Skincare Science's products to either reduce potency or to be used over a larger area.

Ingredients

Purified Water/Aqua, C12-15 Alkyl Benzoate, Ethylhexyl Palmitate, Glycerin, Niacinamide, Glyceryl Stearate, PEG-100 Stearate, Stearic Acid, Caprylyl Glycol, Cetearyl Alcohol, Cetearth-20, Myristyl Myristate, Ethylhexylglycerin, Trisodium Ethylenediamine Disuccinate, Carbomer, Ceramide 2, Triethanolamine, Allantoin



CERAMIDE LOTION 1%

Smooth, light and enriched with Ceramide II, this lotion will help support the skin's fight against dehydration and the aging process.

pH 5.0 - 5.5

Indications

All Skin Types

Key Ingredients

Ceramide II

- Helps to increase natural exfoliation by reducing TEWL
- Enhances hydration and improves the skin's ability to repair itself
- Supports replacement of lipids
- Treatment of atopic dermatitis; anti-inflammatory / Reduces Itching
- Increased collagen and lipid production

Directions for Use

Apply a thin layer to the skin as needed. Always apply after serums and anti-age products, but before SPF products.

Key Points

Ceramide Lotion 1% will help replenish lost ceramides and the lipid content of the skin between skin cells following cleansing. With continued use, the effects and loss of moisture (TEWL) due to daily cleansing can be reduced, and the reserves of essential intercellular lipids increased. This process of lipid renewal will ensure proper barrier function and increase the natural process of cellular sloughing to reveal new layers of healthy beautiful skin.

Ingredients

Purified Water/Aqua, C12-15 Alkyl Benzoate, Ethylhexyl Palmitate, Glycerin, Niaciamide, Glyceryl Stearate, PEG-100 Stearate, Stearic Acid, Ceramide-2, Cetearyl Alcohol, Cetearth-20, Myristyl Myristate, Trisodium Ethylenediamine Disuccinate, Carbomer, Triethanolamine, Allantoin, Propylene Glycol, Caprylyl Glycol, Caprylhydroxamic Acid



ANTI-AGE PROTECT

Light and easily absorbed hydrating lotion for daily wear.

pH 5.0 - 5.5

Indications

All Skin Types

Key Ingredients

Avobenzone | Homosalate | Octisalate | Octocrylene

Directions for Use

After cleansing, after application of serums and anti-aging products, apply a thin layer to the skin as needed.

Key Points

Skincare Science does not claim SPF on its Anti-Age Protect. Sun exposure is the leading cause of skin damage and loss of collagen which leads to a decrease in the thickness of the dermal layer and an increase in the visible signs of aging. Skincare Science does not advocate the use of sunscreens because they are often not applied correctly and give a false sense of protection. Skincare Science advises complete sun protection through the use of clothing or protective cover (i.e. umbrella or face shield). Further more, SPF ingredients are known to cause skin inflammation and this inflammation will cause increased damage to the skin and thus speeds up the aging process and does not slow it.

The research is out there - Researchers warn that prolonged use of TiO2 nanoparticles would lead to significant skin aging as the nanoparticles significantly reduced the collagen content of the skin." (Sunscreens: Biohazard, pg. 90) **A simple online search will reveal information substantiating this claim and Skincare Science advocates all its clients to look into this topic.**

Ingredients

Avobenzone / Homosalate / Octisalate / Octocrylene Aluminum Starch Octenylsuccinate, Carbomer, Dimethicone, Disodium EDTA, Ethylhexylglycerin, Phenoxyethanol, Polyglyceryl-3 Distearate, Sorbitan Isostearate, Sorbitol, Stearic Acid, Tocopherol, Triethanolamine, VP / Eicosene Copolymer, Water



AHA 10 RESURFACING CREAM

Mild glycolic acid will jump start dull and tired skin by helping the skin increase cellular turnover to reveal new skin cells for that healthy glow.

pH 3.3 - 3.6

Indications

All Skin Types

Key Ingredients

Glycolic Acid

- Increase cell renewal, stimulation of ceramide synthesis and barrier repair
- Improves the appearance of fine wrinkles and rough skin texture
- Stimulation of fibroblasts, which leads to increased collagen formation
- Increased dermal thickness

Directions for Use

After cleansing at night, as a last step, apply AHA 10 Resurfacing Cream to the face. Glycolic acid can and will help other ingredients to penetrate deeper into the skin and increase efficacy.

Key Points

Light and gentle on the skin, AHA 10 Resurfacing Lotion when used regularly in the evening, will increase cellular turnover revealing new skin cells.

Protect the skin from the sun at all times when using a resurfacing product. Glycolic acid can make the skin sensitive to the sun's rays.

Ingredients

Purified Water/Aqua, Glycolic Acid, Glyceryl Stearate SE, Cetyl Alcohol, PEG-100 Stearate, Stearic Acid, Tridecyl Stearate, Neopentyl Glycol Dicaprylate/Dicaprate, Tridecyl Trimellitate, PEG-20 Methyl Glucose Sesquistearate, Methyl Glucose Sesquistearate, Ammonium Hydroxide, Sodium PCA, Phenyl Trimethicone, Trisodium Ethylenediamine Disuccinate, Magnesium Aluminum Silicate, Phenoxyethanol, Glycereth - 26



MOISTURIZING CREAM

Smooth, light and enriched with Vitamin B3, this cream will help support the skin's fight against dehydration and the aging process.

pH 5.0 - 5.5

Indications

All Skin Types

Key Ingredients

Vitamin B3 (Niacinamide)

- Helps to reduce Trans Epidermal Water Loss (TEWL)
- Enhances hydration and improves the skin's ability to repair itself
- Vitamin B3 supports the replacement of intercellular lipids
- Treatment of atopic dermatitis; anti-inflammatory
- Reduction in hyperpigmentation
- Increase in dermal thickness through increase in collagen

Directions for Use

Apply a thin layer to the skin as needed. Always apply after serums and anti-age products, but before SPF products.

Key Points

Some individuals are sensitive to niacinamide and will get flush upon application. If you encounter this, change product to Ceramide Lotion 1%.

Another added benefit to this product is its ability to be combined with other creams within Skincare Science's products to either reduce potency or to be used over a larger area.

Ingredients

Purified Water/Aqua, Myristyl Myristate, Isopentyl Diol, Stearic Acid, Cetyl Alcohol, Dimethicone, Tridecyl Stearate, Neopentyl Glycol Dicaprylate/Dicaprate, Tridecyl Trimellitate, N-Stearoylsphingosine, Vitamin B3, Glyceryl Stearate, Magnesium Aluminium Silicate, Xanthan Gum, Lanolin Alcohol, DEA-Cetyl Phosphate, Trisodium Ethylenediamine Disuccinate, PEG-100 Stearate



CERAMIDE CREAM 1%

Nourish dry tired skin with this light cream enriched with Ceramide II to support the skin's fight against dehydration while increasing collagen production.

pH 5.0 - 5.5

Indications

All Skin Types

Key Ingredients

Ceramide II

- Helps to increase natural exfoliation by reducing TEWL
- Enhances hydration and improves the skin's ability to repair itself
- Supports replacement of lipids
- Treatment of atopic dermatitis; anti-inflammatory / Reduces Itching
- Increased collagen and lipid production

Directions for Use

Apply a thin layer to the skin as needed. Always apply after serums and anti-age products, but before SPF products.

Key Points

Ceramide cream 1% will help replenish lost ceramides and the lipid content of the skin between skin cells following cleansing. With continued use, the effects and loss of moisture (TEWL) due to daily cleansing can be reduced, and the reserves of essential intercellular lipids increased. This process of lipid renewal will ensure proper barrier function and increase the natural process of cellular sloughing to reveal new layers of healthy beautiful skin.

Ingredients

Purified Water/Aqua, Myristyl Myristate, Isopentyl diol, Stearic Acid, Cetyl Alcohol, Dimethicone, Tridecyl Stearate, Neopentyl Glycol Dicaprylate/Dicaprate, Tridecyl Trimellitate, N-Stearoylsphingosine, Vitamin B3, Glyceryl Stearate, Magnesium Aluminium Silicate, Xanthan Gum, Lanolin Alcohol, DEA-Cetyl Phosphate, Trisodium Ethylenediamine Disuccinate, PEG-100 Stearate



SKIN SOOTHING CREAM

Sooth dry tired skin with this potent hydrating cream enriched with Vitamin K and nature's super ingredient Avocado to support the skin's fight against dehydration and sensitive skin conditions.

pH 5.0 - 5.5

Indications

All Skin Types

Key Ingredients

Avocado

- Natural Anti-inflammatory
- Increased cholesterol and ceramide synthesis

Vitamin K

- Anti-inflammatory
- Reduces bruising
- Strengthen capillary walls which will help diminish their visible appearance

Directions for Use

Apply a thin layer to the skin as needed. Always apply after serums and anti-age products, but before SPF products.

Key Points

Soothing cream is a unique blend of two very important ingredients. Nature's healthiest fruit oil, avocado and Vitamin K. Avocado (Improves hydration/ Reduces trans epidermal water loss) instantly supplies anti-inflammatory properties, while hydrating and cooling red irritated skin.

Vitamin K, when applied topically as an under-eye cream, can help reduce the dark areas underneath the eyes. Skincare Science has seen remarkable results treating dark under-eyes, but unfortunately not every person's skin reacts the same, so results may vary.

Ingredients

Purified Water/Aqua, Caprylic/Capric Triglyceride, Persea Gratissima (Avocado) Oil Unsaponifiables, Propylene Glycol, Glyceryl Stearate, PEG - 100 Stearate, Phytonadione, Cetyl Alcohol, Bisabolol, Allantoin, Phenyl Trimethicone, Sorbitan Stearate, Carbomer, Trisodium Ethylenediamine Disuccinate, BHT, Triethanolamine



AHA 2 UNDER EYE CREAM

Very low concentration of glycolic acid will jump start dull and tired skin underneath the eyes by helping the skin increase cellular turnover.

pH 3.3 - 3.6

Indications

All Skin Types

Key Ingredients

Glycolic Acid

- Increase cell renewal, stimulation of ceramide synthesis and barrier repair
- Improves the appearance of fine wrinkles and rough skin texture
- Stimulation of fibroblasts, which leads to increased collagen formation
- Increased dermal thickness

Directions for Use

After cleansing at night, as a last step, apply AHA 2 Under Eye Cream to the under eye area. Glycolic acid can and will help other ingredients to penetrate deeper into the skin and increase efficacy.

Key Points

AHA 2 Under Eye Cream is very gentle and can be used daily at night. AHA 2 Under Eye Cream was created for sensitive areas and users new to the use of glycolic acid. If a client is sensitive to glycolic acid or has never used glycolic acid, then prescribe AHA 2 Under Eye Cream for the entire face.

Protect the skin from the sun at all times when using a resurfacing product. Glycolic acid can make the skin sensitive to the sun's rays.

Ingredients

Purified Water/Aqua, Glycerin, Tridecyl Stearate, Neopentyl Glycol Dicaprylate/Dicaprate, Tridecyl Trimellitate, Triethanolamine, Glycolic Acid, Cetearyl Alcohol, Dicapryl Phosphate, Ceteth-10 Phosphate, Cetareth-20, Trisodium Ethylenediamine Disuccinate, Xanthan Gum, Sodium Levulinate, Sodium Anisate



ANTI-AGING REGENERATING CREAM

Reduce the visible signs of aging with this potent cream enriched with Vitamin A, Vitamin K and Peptides to fight against the aging process.

pH 5.0 - 5.5

Indications

All Skin Types

Key Ingredients

Vitamin A

- Increase dermal thickness through increased collagen production
- Clinically proven to reduce hyperpigmentation

Palmitoyl oligopeptide & Palmitoyl tetrapeptide-7

- Increase in collagen synthesis (improves skin elasticity / firmness)
- Reduces and improves the appearance of wrinkles and fine lines
- Improves skin texture and tone while reduces rough skin patches

Vitamin K

- Anti-inflammatory
- Reduces bruising
- Strengthen capillary walls which will help diminish their visible appearance

Directions for Use

After cleansing, apply to orbital eye area in the AM and PM as needed.

Key Points

Regenerating Eye Cream will increase collagen synthesis, reduce the appearance of fine lines and in some cases treat the appearance of dark circles underneath the eyes. Skincare Science has seen remarkable results treating dark under-eyes, but unfortunately not every person's skin reacts the same, so results may vary.

Ingredients

Water/Aqua, Caprylic/Capric Triglyceride, Glycerin, Retinyl Palmitate, Glyceryl Stearate, PEG-100 Stearate, Phytonadione, Cetyl Alcohol, Allantoin, Sorbitan Stearate, Phenyl Trimethicone, Butylene Glycol, Polysorbate 20, Palmitoyl Oligopeptide, Palmitoyl Tetrapeptide-7, Carbomer, Trisodium Ethylenediamine Disuccinate, Triethanolamine, Propylene Glycol



BODY OIL

Beautifully scented with natural oils will soften the skin's texture while natural anti-oxidants will help soothe and nourish dry skin.

pH 5.5 - 6.0

Indications

All Skin Types

Key Ingredients

Jojoba • Macadamia • Sweet Almond

Contains natural Antioxidant (Vitamin E)

- Helps to reduce Trans Epidermal Water Loss (TEWL)
- Improves the skin's ability to repair itself
- Vitamin B3 supports the replacement of intercellular lipids
- Treatment of atopic dermatitis; anti-inflammatory
- Reduction in hyperpigmentation; increased in collagen
- Palmitoleic acid
- Natural Antioxidant (Vitamins A, B1, B2, B6 and E)

Directions for Use

Apply after cleansing to any area of the body.

Key Points

Body Oil is very soothing and the smell is beautiful and unique. Your clients will appreciate this product being used as a shoulder, arm and hand massage oil. A little goes a long way; less is always more.

Skincare Science does recommend for the face but clients do claim its benefits for facial use.

Ingredients

Macadamia Ternifolia Seed Oil, Simmondsia Chinensis (Jojoba) Seed Oil, Prunus Amygdalus Dulcis (Sweet Almond) Oil, Tocopherol, Fragrance (.08%)



LIQUID LUFA

Gentle pumice beads will help exfoliate skin, leaving the skin smooth and refreshed.

pH 5.5 - 6.0

Indications

All Skin Types

Key Ingredients

Pumice - Exfoliating Beads

- Gently removes dead skin cells
- Excellent product for body exfoliating while bathing

Directions for Use

Apply a small amount to the face using a circular motion. Rinse with cool water and pat dry.

Key Points

Liquid Lufa is a great mechanical exfoliator. Use carefully and do not press too hard, use too much or too often as you can increase skin sensitivity by over exfoliating.

Combine with any cleanser and enjoy an added exfoliating step. Many of Skincare Sciences client's enjoy this combination in the shower as a complete exfoliating body scrub.

Ingredients

Purified Water/Aqua, SD Alcohol 40-B, Glycereth - 26, Pumice, Polysorbate 20, Allantoin, Carbomer, Triethanolamine, Caprylyl Glycol, Glycerin, Caprylhydroxamic Acid



HEALING FACIAL MASK

Moist and nourishing French green clay will sooth and hydrate, leaving the skin silky smooth.

pH 5.5 - 6.0

Indications

All Skin Types

Key Ingredients

French Green Clay (Illite)

- Epidermal hydration by forming barrier to trans epidermal water loss
- Provides occlusive barrier for increased hydration

Directions for Use

Apply a very thin layer to the skin and allow to absorb. After 15 - 30 minutes rinse with cool water and pat dry.

Key Points

Healing Facial Mask when used as a last step will seal in any products that are applied prior to its use. An effective treatment is to treat Healing Facial Mask like a lotion and apply a small amount to dry sensitive skin and do not rinse off. This treatment protocol will keep moisture in and increase hydration.

Healing Facial Mask will not dry like Refining Clay Mask which does dry and become firm to touch.

Ingredients

Purified Water/Aqua, Glycerin, Illite, Tridecyl Stearate, Neopentyl Glycol Dicaprylate/Dicaprate, Tridecyl Trimellitate, Cetearyl Alcohol, Cetearyl Alcohol, Dicaprylate/Dicaprate, Tridecyl Trimellitate, Cetearyl Alcohol, Dicaprylate/Dicaprate, Tridecyl Trimellitate, Trisodium Ethylenediamine Disuccinate, Xanthan Gum, Allantoin, Sodium Hydroxide, Ethylhexylglycerin, Propylene Glycol, Diazolidinyl Urea, Caprylyl Glycol, Caprylhydroxamic Acid



REFINING CLAY MASK

Combining luxurious French green clay with the complex drying mechanism of bentonite green clay will leave the skin free of excess oils and environmental impurities while keeping the skin hydrated for maximum health and beauty.

pH 5.5 - 6.0

Indications

All Skin Types

Key Ingredients

Bentonite (Montmorillonite)

- Detoxifies the skin
- Removes unwanted surface impurities and dead skin cells

French Green Clay (Illite)

- Epidermal hydration by forming barrier to dehydration
- Provides occlusive barrier for increased hydration for cellular repair

Directions for Use

Apply a thin layer to the skin and allow to dry. Rinse with cool water and pat dry.

Key Points

Refining Clay Mask combines the detoxification properties of Montmorillonite green clay and the barrier protection properties of French green clay. They work synergistically to provide a protective barrier so the skin can rehydrate and heal itself, while at the same time helping to remove trapped dead skin cells. Through this process, overtime, a brighter more radiant complexion will be seen. Montmorillonite clay naturally detoxifies the skin, removes skin surface contaminants and dead skin cells.

Ingredients

Purified Water/Aqua, Bentonite, Illite, Glycerin, Cetearyl Alcohol, Dicaprylate/Dicaprate, Tridecyl Trimellitate, Trisodium Ethylenediamine Disuccinate, Xanthan Gum, Allantoin, Propylene Glycol, Sodium Hydroxide, Caprylyl Glycol, Caprylhydroxamic Acid



SKIN RECOVERY SERUM

Revive tired dry skin with this antioxidant packed serum that fights and prevents the signs of aging; bringing out the natural beauty within the skin.

pH 5.0 - 5.5

Indications

All Skin Types

Key Ingredients

Vitamin A

- Increase dermal thickness through increased collagen production
- Clinically proven to reduce hyperpigmentation

Vitamin B3 (Niacinamide)

- Vitamin B3 supports the replacement of intercellular lipids
- Helps to reduce Trans Epidermal Water Loss (TEWL)
- Enhances hydration and repair; reduction in hyperpigmentation

Vitamin C

- Fights free radical damage and the effects of premature aging
- Enhances elastin production; increase in collagen
- Enhances the production of collagen (Type I and II); wrinkle reducer

Vitamin E

- Has many of the same skin benefits as Vitamin C and B3
- Wound healing through enhanced collagen elastin production

Directions for Use

Apply a few drops to dry fingertips and apply to entire face and neck.

Key Points

Excellent all around product for all skin types concerned with reversing the visible signs of aging.

Ingredients

Purified Water/Aqua, Niacinamide, Glycerin, Sodium Ascorbyl Phosphate, Retinyl Palmitate, Tocopherol, Caprylyl Glycol, Carrot Polypeptide, Wheat Polypeptide, Xanthan Gum, Trisodium Ethylenediamine Disuccinate, Ethylhexyl Glycerin, Allantoin, BHT, Citric acid



HYALURONIC ACID SERUM

Used daily, this feather-light nourishing serum will increase the skin's hydration ten-fold and bring out a refreshed new you.

pH 5.0 - 5.5

Indications

All Skin Types

Key Ingredients

Hyaluronic Acid

- Extreme hydrator that holds over 1,000 times its weight in water
- Decreases free radical formation
- Increased production of collagen
- Will keep your skin hydrated and toned

Directions for Use

After cleansing, apply to entire face and neck.

Key Points

Hyaluronic Acid is a mucopolysaccharide and is one of the skin's composition elements. The result of scientific research shows that hyaluronic acid does not only serve the purpose of moisturizing it also stimulates epidermal cells migration and increases collagen production.

For oily or acne skin, hyaluronic acid serum is the perfect hydrator. It will help moisten inflamed dry skin without feeling oily or heavy.

Ingredients

Purified Water/Aqua, Sodium Hyaluronate, Polysorbate 20, Trisodium Ethylenediamine, Disuccinate, Phenoxyethanol, Caprylyl Glycol, Chlorphenesin, Citric Acid



VITAMIN A EMOLLIENT

Reduce the visible signs of aging with this potent cream enriched with Vitamin A to support the skin's fight against aging.

pH 5.0 - 5.5

Indications

All Skin Types

Key Ingredients

Vitamin A

- Increase dermal thickness through increased collagen production
- Clinically proven to reduce hyperpigmentation

Directions for Use

After cleansing, apply to the entire face. Follow with appropriate hydration lotion or cream as needed.

Key Points

Vitamin A Emollient will correct the early signs of aging and reduce the appearance of fine lines and wrinkles. Proven by over 30 years in clinical trials and dermatology, Vitamin A is your key to anti-aging.

Ingredients

Purified Water/Aqua, Aloe Barbadensis Leaf Juice Powder, Retinyl Palmitate, Peg-40 Hydrogenated Castor Oil, Polyacrylamide, C13-14 Isoparaffin, Laureth-7, Glycerin, Caprylyl Glycol, Ethylhexylglycerin, Xanthan Gum, Ascorbyl Palmitate, Allantoin, Sorbitan Oleate, Trisodium Ethylenediamine Disuccinate



VITAMIN C EMOLLIENT

Formulated with two super antioxidants, Vitamin C and Pycnogenol®, this serum will bring the fight to your anti-aging concerns.

pH 5.0 - 5.5

Indications

All Skin Types

Key Ingredients

Vitamin C

- Fights free radical damage and the effects of pre mature aging
- Enhances elastin production; increase in collagen
- Natural SPF and skin lightening properties; Inhibit the synthesis of melanin
- Enhances the production of collagen (Type I and II); wrinkle reducer
- Reduces the visible signs of facial fine lines

Pycnogenol®

- Protects collagen and elastin from enzymatic degradation
- Reduces redness and inflammation in sensitive skin types
- Anti-photoaging through improved skin health and collagen renewal
- Improved acneic skin through anti-inflammatory and anti-microbial
- Stabilizes and protects Vitamin C oxidation within the skin

Directions for Use

Apply a few drops to dry fingertips and apply to skin in a tapping motion.

Key Points

Vitamin C possesses, scientifically validated merits for wrinkle reduction and skin rejuvenation. Vitamin C has the two important benefits essential for the synthesis of collagen and reducing skin damage caused by free radicals. Both of these benefits aid in the skin's natural ability to repair and renew (i.e. wrinkle reduction, reducing signs of photo aging).

Ingredients

Purified Water/Aqua, Niacinamide, Glycerin, Sodium Ascorbyl Phosphate, Retinyl Palmitate, Tocopherol, Caprylyl Glycol, Carrot Polypeptide, Wheat Polypeptide, Xanthan Gum, Trisodium Ethylenediamine Disuccinate, Ethylhexyl Glycerin, Allantoin, BHT, Citric acid



AGELESS PEPTIDE CREAM

Dramatically reduce crow's feet, laugh lines, forehead wrinkles from repeated muscle movements with this powerful peptide cream.

pH 5.0 - 5.5

Indications

All Skin Types

Key Ingredients

Palmitoyl oligopeptide & Palmitoyl Tetrapeptide-7

- Increase in collagen synthesis (improves skin elasticity / firmness)
- Reduces and improves the appearance of wrinkles and fine lines
- Improves skin texture and tone while reduces rough skin patches

Directions for Use

After cleansing, apply to entire face and neck.

Key Points

Ageless Peptide Cream combines two powerful patented and clinically tested ingredients (palmitoyl oligopeptide / palmitoyl tetrapeptide-7) to induce the natural production of collagen which is critical to wrinkle reduction and repair. Unique and powerful, Ageless Peptide Cream will help erase unwanted fine lines and turn back the clock on aging.

Ingredients

Purified Water (Aqua), C12-15 Alkyl Benzoate, Ethylhexyl Palmitate, Glycerin, Glyceryl Stearate, PEG-100 Stearate, Cetearyl Alcohol, Stearic Acid, Palmitoyl Oligopeptide, Palmitoyl Tetrapeptide-10, Butylene Glycol, Carbomer, Polysorbate 20, Cetareth-20, Myristyl Myristate, Trisodium Ethylenediamine Disuccinate, Allantoin, Triethanolamine, Propylene Glycol, Caprylyl Glycol, Caprylhydroxamic Acid



SKIN RENEWAL 10 SERUM

Turn back the time of skin neglect and sun damage with a potent blend of skin renewal active ingredients clinically proven to reduce the visible signs of aging.

pH 3.3 - 3.6

Indications

Light Skin Types (Darker skin complexions should avoid this product)

Key Ingredients

Glycolic Acid

- Increase cell renewal, stimulation of ceramide synthesis and barrier repair
- Improves the appearance of fine wrinkles and rough skin texture
- Stimulation of fibroblasts, which leads to increased collagen formation
- Increased dermal thickness

Hydroquinone

- Inhibits tyrosinase and other melanocyte processes
- Over time will reduce the visible signs of hyper-pigmentation

Directions for Use

Apply a few drops to dry fingertips and apply to skin in a tapping motion.

Key Points

Hydroquinone inhibits the conversion of dopa to melanin by blocking tyrosinase action and inhibits the formation, melanization and degradation of melanosomes. Hydroquinone also affects the membranous structures of melanocytes and eventually causes necrosis of whole melanocytes. Skincare Science recommends that this product not to be used for extended periods of time. Best practice is one month on and one month off for three months, then take a two-month break. Repeat cycle as needed or based on regenerating peel cycle.

Glycolic acid will help increase penetration as well as increase the exfoliation process thus helping darker skin cells slough off revealing a brighter and more youthful skin tone.

Ingredients

Purified Water/Aqua, Glycolic Acid, SD Alcohol 40-B, Hydroquinone, Propylene Glycol, Trisodium Ethylenediamine Disuccinate, Hydroxyethylcellulose, Sodium Metabisulfite, Ammonium Hydroxide, Sodium Bisulfite, Allantoin



SKIN RENEWAL SERUM

Turn back the time of skin neglect and sun damage with a sensitive skin renewal product clinically proven to reduce the visible signs of aging.

pH 4.5 - 5.0

Indications

Light Skin Types (Darker skin complexions should avoid this product)

Key Ingredients

1.5% Actiwhite® - Tyrosinase Inhibitor / PMEL17 Gene Suppressor

Innovative mechanism: ACTIWHITETM has a differentiating mechanism compared to "traditional" direct tyrosinase inhibitors on the market. Its high capacity to decrease melanogenesis is linked to a decrease of tyrosinase activity in melanocytes and also to an action on maturation of melanosomes via decrease of PMEL17 gene expression.

Directions for Use

Apply a few drops to dry fingertips and apply to skin in a tapping motion.

Key Points

As with most depigmenting agents, active ingredient interacts at the beginning stages of pigmentation and breaks down the communication between the cells in the tyrosinase activity in melanocytes. This process reduces the creation of pigmentation at the cellular level.

Unlike other "traditional" tyrosinase inhibitors, Actiwhite® also reacts on the maturation of melanosomes via a decrease in the gene expression of the cell membrane protein: PMEL17.

Proven and effective, Skincare Science's 'Skin Renewal Serum' will decrease and halt the creation of unwanted pigment. Formulated specifically for sensitive skin and clients who would rather not use hydroquinone and or glycolic acid.

Ingredients

Purified Water/Aqua, Hydroxyethylcellulose, Niacinamide, Sucrose Dilaurate, Pisum Sativum (Pea) Extract, Laureth-9, C13-14 Isoparaffin, Glycerin, Trisodium Ethylenediamine Disuccinate, Allantoin, Citric Acid, Propylene Glycol, Polysorbate 20, Polyacrylamide



Intentionally Left Blank

PROTOCOL KEY STEPS

Post Extraction

BHA AHA Clarifying Astringent contains 10% Glycolic Acid and 2% Salicylic Acid. Salicylic acid by chemical nature has anti-bacterial qualities. Using dry cotton apply a small amount to the skin for additional cleanse.

Massage

Apply dime size amount to palm of hand. Spread evenly between hands for warmth. Gently massage for 5 - 10 minutes. Care should be taken to only use the amount needed for proper massage slip.

When combining products during a massage, use 2 - 3 drops or a pea size amount. Always take a 'less is more' approach as you can always add product when needed.

Toner

Using spritzer, hold 6 - 9" away from face and mist lightly; 1 - 4 pumps - allow to stand for desired time. You may also use a cotton round and apply a thin layer to face. This step will return natural pH to the skin for next facial treatment.

Mask

Use one tablespoon of desired mask. Apply with moistened finger or fan brush application, mix in small bowl with a small amount of water and apply to face and neck as needed. Leave for 10 minutes and remove with cool water and 4x4 gauze.

When using either mask, take note that Healing Facial Mask will not dry out like Refining Clay Mask.

Eye Repair

Apply 1/2 pea size amount to the fingertips. Use a tapping motion, apply to the area around the eyes and finish any residual product to the lip line.

Correct

Apply 2 - 3 drops to the fingertips; Apply to the orbital area first use a tapping motion then finish to entire face and neck.

Hydrate

Apply a thin layer to face and neck; blend into the skin.

Protect

Apply a thin layer to face and neck; blend into the skin.

Desincrustation

In a small bowl, mix AHA Post Peel Neutralizer and AHA 3 Facial Cleanser (50/50) with fan brush until frothy. Allow to sit for a minute or two. Using the fan brush apply to skin. Add steam and perform extractions as needed.

** You may use any Skincare Science cleanser with the desincrustation step.*

Adding Serums Underneath Mask

During any facial treatment, you may apply a serum before the mask. Apply as needed and massage into skin, wait until completely absorbed and then apply mask as needed.

Adding Lotions or Creams Underneath Mask

During any facial treatment, you may apply a lotion or cream before the mask. Apply as needed and massage into skin, wait until completely absorbed and then apply mask as needed.

Combining Serums, Lotions and Creams

Apply serums before lotions and creams. When combining products always perform in the palm of your hand or fingertips, and then apply to skin.

Additional Professional Steps

Peels, micro dermabrasion, radio frequency, electrophoresis or LED treatments can be accented during the facial as per your professional training.

SKIN FITNESS PEPTIDE FACIAL

Time: 45 - 60 Minutes

Cost Per Treatment (U.S. Dollar): Under \$5.00

STEP	PRODUCT NAME
Cleanse	AHA 3 Facial Cleanser
Exfoliate	Liquid Lufa
Steam	As Needed
Massage*	Body Oil (Shoulders • Arms • Hands)
Mask	Refining Clay Mask or Healing Facial Mask
Toner	Facial Toner
Correct	Regenerating Eye Cream
Hydrate	Ceramide Lotion 1% & Ageless Peptide Cream
Protect	Anti-Age Protect

PRODUCT LIST

AHA 3 Facial Cleanser
 Liquid Lufa
 Body Oil
 Refining Clay Mask
 Healing Facial Mask
 Facial Toner
 Regenerating Eye Cream
 Ceramide Lotion 1%
 Ageless Peptide Cream
 Anti-Age Protect

* Choose your favorite product for massage step.

ACNE FACIAL

Time: 45 - 60 Minutes

Cost Per Treatment (U.S. Dollar): Under \$5.00

STEP	PRODUCT NAME
Cleanse	Salicylic Cleanser
Extract	Descincrustation Formula
Steam	As Needed
Mask	Refining Clay Mask
Eye Repair	Regenerating Eye Cream
Correct	Vitamin C Emollient or Vitamin A Emollient
Correct	Regenerating Eye Cream
Hydrate	Hyaluronic Acid Serum or Skin Recovery Serum
Protect	Anti-Age Protect

PRODUCT LIST

Salicylic Cleanser
 Refining Clay Mask
 Regenerating Eye Cream
 Vitamin C Emollient
 Vitamin A Emollient
 Regenerating Eye Cream
 Hyaluronic Acid Serum
 Skin Recovery Serum
 Anti-Age Protect

BRIGHTENING FACIAL

Time: 45 - 60 Minutes

Cost Per Treatment (U.S. Dollar): Under \$5.00

STEP	PRODUCT NAME
Cleanse	AHA 3 Facial Cleanser
Exfoliate	Liquid Lufa
Steam	As Needed
Massage*	Body Oil (Shoulders • Arms • Hands)
Mask	Refining Clay Mask
Skin Lightening	Skin Renewal Serum
Eye Repair	ONE
Correct L.1	Hyaluronic Acid Serum
Correct L.2	Vitamin C Emollient
Correct L.3	Ceramide Lotion 1%
Protect	Anti-Age Protect

PRODUCT LIST

AHA 3 Facial Cleanser
Liquid Lufa
Body Oil
Refining Clay mask
Skin Renewal Serum
ONE
Hyaluronic Acid Serum
Vitamin C Emollient
Ceramide Lotion 1%
Anti-Age Protect

* Choose your favorite product for massage step.

SENSITIVE SKIN FACIAL

Time: 45 - 60 Minutes

Cost Per Treatment (U.S. Dollar): Under \$5.00

STEP	PRODUCT NAME
Cleanse	Facial Cleanser Sensitive Skin
Steam	As Needed
Exfoliate	Liquid Lufa or 40% Lactic Acid
Extraction	As Needed
Massage*	Body Oil (Shoulders • Arms • Hands)
Mask	Healing Facial Mask
Enhance / Toner	Facial Toner or Skin Recovery Serum
Eye Repair	Regenerating Eye Cream or ONE
Correct	Vitamin C Emollient or Vitamin A Emollient
Hydrate	Ceramide Lotion 1%
Protect	Anti-Age Protect

PRODUCT LIST

Facial Cleanser Sensitive Skin
Liquid Lufa
40% Lactic Acid
Body Oil
Healing Facial Mask
Facial Toner
Skin Recovery Serum
Regenerating Eye Cream
ONE
Vitamin C Emollient
Vitamin A Emollient
Ceramide Lotion 1%
Anti-Age Protect

* Choose your favorite product for massage step.

EXPRESS FACIAL

Time: 30 Minutes

Cost Per Treatment (U.S. Dollar): Under \$5.00

STEP	PRODUCT NAME
Cleanse	AHA 3 Facial Cleanser
Mask	Healing Facial Mask
Eye Repair	Regenerating Eye Cream
Correct	Skin Recovery Serum or Hyaluronic Acid Serum
Hydrate	Hydrating Lotion
Protect	Anti-Age Protect

PRODUCT LIST

AHA 3 Facial Cleanser
 Healing Facial Mask
 Regenerating Eye Cream
 Skin Recovery Serum
 Hyaluronic Acid Serum
 Hydrating Lotion
 Anti-Age Protect

RADIANCE FACIAL (VITAMIN C INFUSED)

Time: 45 - 60 Minutes

Cost Per Treatment (U.S. Dollar): Under \$5.00

STEP	PRODUCT NAME
Cleanse	AHA 3 Facial Cleanser
Toner	Facial Toner
Massage*	Body Oil (Shoulders • Arms • Hands)
Exfoliate	AHA 15 Refining Gel (Leave for 60 - 90 seconds)
Toner	Facial Toner
Sooth	Post Peel Balm
Mask	Healing Facial Mask
Correct	Hyaluronic Acid Serum & Vitamin C Emollient
Hydrate	Ceramide Lotion 1%
Protect	Anti-Age Protect

PRODUCT LIST

AHA 3 Facial Cleanser
 Facial Toner
 Body Oil
 AHA 15 Refining Gel
 Post Peel balm
 Healing Facial Mask
 Hyaluronic Acid Serum
 Vitamin C Emollient
 Ceramide Lotion 1%
 Anti-Age Protect

* Choose your favorite product for massage step.

AGELESS PEPTIDE FACIAL w/ GLYCOLIC PEEL

Time: 45 - 60 Minutes

Cost Per Treatment (U.S. Dollar): Under \$5.00

STEP	PRODUCT NAME
Cleanse	Facial Cleanser Sensitive Skin
Toner	Facial Toner
Massage*	Body Oil (Shoulders • Arms • Hands)
Exfoliation	Glycolic Acid (20 - 50% Concentration)
Neutralize	AHA Post Peel Neutralizer
Toner	Facial Toner
Mask	Healing Facial Mask
Correct	Hyaluronic Acid Serum
Hydrate	Ageless Peptide Cream
Protect	Anti-Age Protect

PRODUCT LIST

Facial Cleanser Sensitive Skin
Facial Toner
Body Oil
20% - 50% Glycolic Acid
AHA Post Peel Neutralizer
Facial Toner
Healing Facial Mask
Hyaluronic Acid Serum
Ageless Peptide Cream
Anti-Age Protect

* Choose your favorite product for massage step.

DETOX FACIAL

Time: 45 - 60 Minutes

Cost Per Treatment (U.S. Dollar): Under \$5.00

STEP	PRODUCT NAME
Cleanse	Salicylic Cleanser
Steam	As Needed
Exfoliate	BHA / AHA Clarifying Astringent
Extractions	As Needed
Toner	Facial Toner
Sooth	Post Peel Balm
Mask	Refining Clay Mask
Hydrate	Hydrating Lotion
Correct	Hyaluronic Acid Serum & Skin Recovery Serum
Protect	Anti-Age Protect

PRODUCT LIST

Salicylic Cleanser
BHA / AHA Clarifying Astringent
Facial Toner
Post Peel Balm
Refining Clay mask
Hydrating Lotion
Hyaluronic Acid Serum
Skin Recovery Serum
Anti-Age Protect

FIX IT (ACNE TREATMENT w/ PEEL)

Time: 45 - 60 Minutes

Cost Per Treatment (U.S. Dollar): Under \$5.00

STEP	PRODUCT NAME
Cleanse	Salicylic Acid Cleanser
Toner	Bio Film Cleanser or AHA 8 Astringent
Exfoliate	20% Salicylic Acid (Self Neutralizing)
Sooth	Post Peel Balm
Correct	Regenerating Eye Cream
Hydrate	Hydrating Lotion
Hydrate L.2	Hyaluronic Acid Serum or Skin Recovery Serum
Protect	Anti-Age Protect

PRODUCT LIST

Salicylic Cleanser
 Bio Film Cleanser
 20% Salicylic Acid
 Post Peel Balm
 Regenerating Eye Cream
 Hydrating Lotion
 Hyaluronic Acid Serum
 Skin Recovery Serum
 Anti-Age Protect

LET IT BE LIGHT FOR HYPERPIGMENTATION

Time: 45 - 60 Minutes

Cost Per Treatment (U.S. Dollar): Under \$5.00

STEP	PRODUCT NAME
Cleanse	Facial Cleanser Sensitive Skin
2nd Cleanse	Salicylic Acid Cleanser or AHA 12 Facial Cleanser
Toner	Facial Toner
Massage*	Body Oil (Shoulders • Arms • Hands)
Exfoliate	40% Lactic Acid (2 - 3 Minutes)
Neutralize	AHA Post Peel Neutralizer
Sooth	AHA Post Peel Balm
Mask	Healing Facial Mask
Correct	Skin Renewal Serum
Hydrate	Ceramide Lotion 1%
Protect	Anti-Age Protect

PRODUCT LIST

Facial Cleanser Sensitive Skin
 Salicylic Acid Cleanser
 AHA 12 Facial Cleanser
 Facial Toner
 Body Oil
 40% Lactic Acid
 AHA Post Peel Neutralizer
 Post Peel Balm
 Healing Facial Mask
 Skin Renewal Serum
 Ceramide Lotion 1%
 Anti-Age Protect

* Choose your favorite product for massage step.

MICRODERMABRASION

Time: 45 - 60 Minutes

Cost Per Treatment (U.S. Dollar): Under \$5.00

STEP	PRODUCT NAME
Cleanse	Facial Cleanser Sensitive Skin
Toner	Facial Toner
Exfoliate	Microdermabrasion
Sooth	Skin Recovery Serum
Mask	Healing Facial Mask
Hydrate	Ceramide Lotion 1%
Protect	Anti-Age Protect

PRODUCT LIST

Facial Cleanser Sensitive Skin
Facial Toner
Skin Recovery Serum
Healing Facial Mask
Ceramide Lotion 1%
Anti-Age Protect

ANTI-ACNE BACK FACIAL

Time: 30 - 45 Minutes

Cost Per Treatment (U.S. Dollar): Under \$5.00

STEP	PRODUCT NAME
Cleanse	Salicylic Cleanser
Extract*	Descincrustation Formula
Extractions	As Needed
Exfoliate	BHA / AHA Clarifying Astringent (Spot Treat)

PRODUCT LIST

Salicylic Cleanser
BHA / AHA Clarifying Astringent

* See 'Protocol Key Steps' for Descincrustation Formula

MEN'S FACIAL

Time: 30 - 45 Minutes

Cost Per Treatment (U.S. Dollar): Under \$5.00

STEP	PRODUCT NAME
Cleanse	Salicylic Cleanser
Toner	Facial Toner
Exfoliate	BHA / AHA Clarifying Astringent
Extractions	As Needed
Sooth	Skin Recovery Serum
Mask	Healing Facial Mask
Hydrate	Ceramide Lotion 1%
Protect	Anti-Age Protect

PRODUCT LIST

Salicylic Cleanser
Facial Toner
BHA / AHA Clarifying Astringent
Skin Recovery Serum
Healing Facial Mask
Ceramide Lotion 1%
Anti-Age Protect

EXFOLIATING HAND TREATMENT

Time: 30 Minutes

Cost Per Treatment (U.S. Dollar): Under \$5.00

STEP	PRODUCT NAME
Cleanse	Facial Cleanser Sensitive Skin
Toner	Facial Toner
Exfoliate	AHA 15 Refining Gel
Sooth	Skin Recovery Serum
Mask	Healing Facial Mask
Elbows	AHA 20 Intensive Lotion
Hydrate	Ceramide Lotion 1%
Protect	Anti-Age Protect

PRODUCT LIST

Facial Cleanser Sensitive Skin
Facial Toner
AHA 15 Refining Gel
Skin Recovery Serum
Healing Facial Mask
AHA 20 Intensive Lotion
Ceramide Lotion 1%
Anti-Age Protect

ANTI-AGING EYE TREATMENT

Time: 20 Minutes

Cost Per Treatment (U.S. Dollar): Under \$5.00

STEP	PRODUCT NAME
Cleanse	Facial Cleanser Sensitive Skin
Toner	Facial Toner
Sooth	See next step for product
Massage*	Skin Recovery Serum
Anti-Age (Step 1)	Ageless Peptide Cream
Anti-Age (Step 2)	ONE
Hydrate	Ceramide Lotion 1%
Protect	Anti-Age Protect

PRODUCT LIST

Facial Cleanser Sensitive Skin

Facial Toner

Skin Recovery Serum

Ageless Peptide Cream

ONE

Ceramide Lotion 1%

Anti-Age Protect

** Choose your favorite product for massage step.*



SKINCARE SCIENCE

Targeted skincare from science

skincarescience.com