



furniture
NEWTREAM

by **SILHOUET-TONE®**

www.silhouettone.com



SILHOUET-TONE®

At the heart of the day-to-day lives of professional estheticians since 1965

The creation of Silhouet-Tone's furniture division was born from the desire to share our passion for furniture and service with our customers. We have been transforming the workspace of beauty professionals since 1965, by combining functionality with creative inspiration, quality with accessible comfort, and exclusive design with affordable prices.

Our inspiration is supported by five major strengths.

A "Made in North America" design with no outsourcing of any sort

Our spa and esthetic furniture is entirely designed and manufactured in Canada.

Ergonomic and modern design

Innovating since 1965, our team of experts bring knowledge and philosophy built up over 50 years to the spa industry. Our expertise is reflected in each piece of furniture we design and create.

Proven quality

Silhouet-Tone's quality management systems have achieved ISO 13485:2003 certifications. Upon request, we can also comply with California Flammability Standards (California Technical Bulletin 133). With this guarantee of quality, Silhouet-Tone easily exceeds the competition.

Eco-friendly approach

Our production methods are based on support for the use of certified raw materials, as we are well aware of the growing importance of the environment with regards to our common future. Silhouet-Tone therefore incorporates this philosophy in the design of all its products, particularly in its wood panels which are FSC*-certified.

Constructive collaboration

Whether you work in a spa, beauty salon, med-spa, or clinic, Silhouet-Tone calls on hundreds of beauty professionals each year in an effort to better understand individual needs and aspirations. Through this network of collaborators, we are able to offer unique furniture designs that allow each professional to imagine an indoor space that truly reflects who they are. Over the years, our collections have evolved, always keeping pace with our customers' expectations. Whether you have a small workspace or an unlimited budget, should you need versatile furniture or extravagant comfort, our equipment specifications can be tailored to your needs and those of your clients. There is no better way to promote your company than having customers expressing how pleased they are with the level of comfort and service received.

*Forest Stewardship Council



Eric Ghedin, President

ESTHETIC CHAIRS



04 | MANUFACTURING

ELITE COLLECTION

- 08 – MD100
- 10 – PLATINUM
- 12 – SILVERSTAR
- 14 – BRONZE

18 | NEVADA PREMIUM

22 | SPAONE

26 | ESCAPE

LAGUNA COLLECTION

- 32 – MIST
- 34 – FLEX
- 36 – SAND

40 | MALDIVE

ETNA COLLECTION

- 44 – ETNA
- 48 – BOLSTERS

50 | STOOLS & WORKSTATIONS

60 | WOOD & LEATHERETTE

63 | WARRANTIES

Proud manufacturer of spa furniture and equipment since 1965, Silhouet-Tone has built a reputation for its diversified line, also celebrated for its quality and durability. Winner of numerous awards (LNE & Spa Best Products, and American Spa Professional's choice), Silhouet-Tone's range of equipment and furniture carries tremendous professional know-how in fields of expertise that include rejuvenation, body contouring, skin tightening, permanent hair removal, microdermabrasion and more.



Code: 422173 rev. 13

All rights reserved. No part of this work covered by the copyright hereon may be reproduced or used in any form or by any means – graphic, electronic, or mechanical, including photocopying, recording, taping, or information storage and retrieval systems – without permission of the company Silhouet-Tone Corporation.



CUSHIONS

DESIGN

The backside of each cushion is lightly padded for optimal ergonomics. The space between each micro cushion allows for optimal airflow so the upholstery can breathe properly, while encouraging the elimination of unpleasant odors.



STITCH WORK

Our sewing method uses unbreakable Kevlar thread, among other things, to reinforce and strengthen weak points typically located where weight and rubbing take their toll. Our experienced tailors change their needles every 2-3 days. This ensures consistent and accurate stitching and helps prevent skipped stitches, resulting in exceptionally durable seams.



FOAM

In accordance with American standards, our environmentally-friendly foam contains no CFCs, no insecticides and no formaldehyde. It is also free of fillers, typically used to reduce costs but results in an irregular and sagging appearance. Our high resiliency foams offer an unparalleled comfort and return pressure exerted by the weight so that the cushion get its original shape back after being compressed. Our high density foam is integrated in our cushions to prevent them from collapsing, thus ensuring long-term consistent quality.



MOTORS

Our European-made motors meet international electrical safety standards and are TÜV or RU® certified. They also comply with the European Union's technical standards and are CE marked.



Our whisper-quiet motors allow gentle and extremely precise angle adjustments, with slow starts and stops to prevent jarring and abrupt movements.



STRUCTURE

METAL

Our steel-framed furniture is made of 12G or 14G steel, making it rock solid, stable and durable. We use metal which has undergone several processes in order to meet RoHS compliance.

WOOD

Our top-quality FSC-certified wood is sourced from environmentally conscious and sustainable logging companies. We use computerized cuts to reduce waste. Furthermore, bolt entry points are reinforced with steel plates, protecting the wood from rubbing and instability. Under our cushions, we use 1.9 cm of solid ash, unlike many competitors who use as little as 0.63 cm. Proof that the quality of Silhouet-Tone products far exceeds the competition.

TAFISA

TAFISA® Canada's decorative panels (TFL) are manufactured using 100% recycled and recovered wood material. Meticulously selected to create high quality, consistent panels for furniture. HPL panels are manufactured in two steps. The first consists of thermofusing the wear and decorative layers to multiple layers of kraft paper to form a single laminated sheet. Steel press plates are used to create the surface texture. The sheet is then bonded to a substrate (particleboard, MDF or other) by the end-user to create a finished product.



QUALITY & DURABILITY

Our furniture, created in-house by our team of professionals that includes engineers and designers, is made in our very own facilities. From developing to fine-tuning our prototypes and manufacturing our finished products, we select only the finest materials known for their quality and durability. Supported by years of experience, and by the control we have over all stages of the manufacturing process, we oversee everything down to the last details, including the upholstery process. This enables us to provide our clients with nothing less than the highest quality products.





ELITE COLLECTION

The Elite collection is Silhouet-Tone's most sophisticated range of treatment chairs. With a stable structure and adjustable legs for uneven floors, its sophisticated design blends with any décor and will add a unique touch of refinement to your working space.

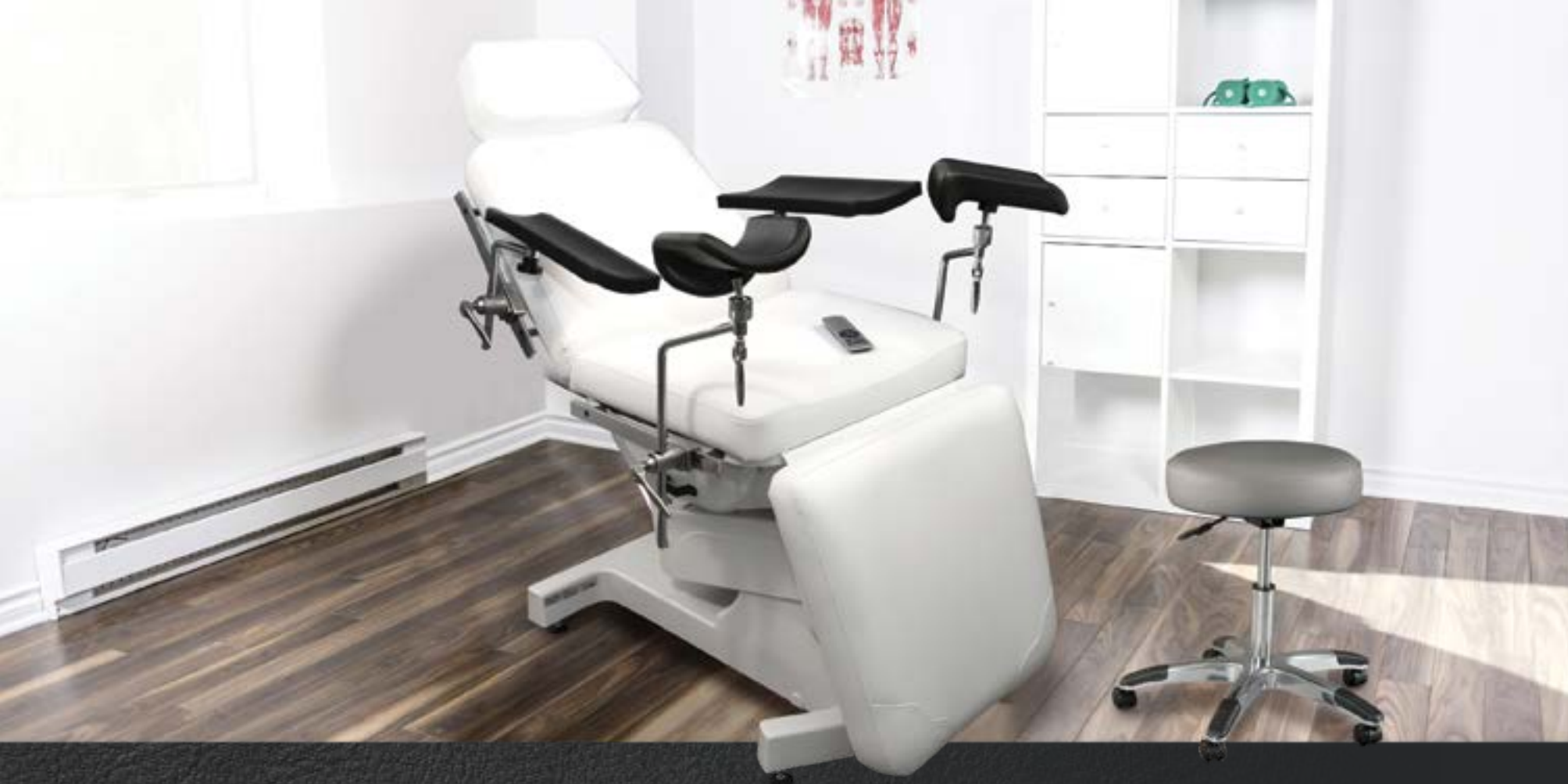
Covering a comprehensive range of treatments, it features four models addressing specific types of care:

ELITE MD100: A first-class chair intended for medspas, the ELITE MD-100 is the chair of choice for professionals offering medical esthetic treatments. It features fully electrical movements along with adjustable and removable stirrups and arm rests, making it a luxurious and convenient experience for both the professional and their patient.

ELITE PLATINUM: Designed for medical clinics and specialized beauty care centers and spas, this chair provides beauty professionals with multiple seating options ranging from completely upright to Trendelenburg position. The ELITE PLATINUM is a must-have for all facial care and décolleté treatments. It is also convenient for laser procedures, IPL, injections, and microdermabrasion. Featuring an ergonomic design, the ELITE PLATINUM is perfect for use over long shifts, providing unparalleled comfort for both the operator and client.

ELITE SILVERSTAR: Featuring a 360-degrees rotation, this chair is intended for facial care, medical esthetic treatments and make up application. Simple yet elegant, the ELITE SILVER STAR is the perfect chair for all your facial treatments while providing unparalleled comfort for waxing.

ELITE BRONZE: The ELITE BRONZE is a must-have for electrologists. Cozy and ergonomic, this chair carries multiple positioning options while allowing to adjust the height using a hydraulic piston. With a generous 3 inch cushion padding for added comfort, the ELITE BRONZE will delight you and your clients.



ELITE MD100

MULTIFUNCTIONALITY FOR MEDICAL SPA
ERGONOMIC, POWERED HEIGHT

The Elite MD-100 with electric adjustments is ideal for medical and med-esthetic care. Stable and sturdy, the arm supports and stirrups are easily adjustable and can be removed easily. This luxurious and functional treatment chair is convenient for the professional as well as for the person receiving the treatment.



Anatomical, three-way adjustable headrest for optimal client positioning

Back adjustable to 80°

Tilting seat to 45°

Four quiet, European-made, TÜV or UL® certified motors (internationally recognized certifications)

Adjustable legs for uneven floors

Exceptional ergonomic base design for optimal stability

Easy to move thanks to its compact base

Bluetooth® wireless remote control for easy and accurate positioning

Ergonomically designed stirrups

Thickness of cushion padding: 7.6 cm (3 in)

Footrest adjustable to 80°

All upholstered corners are rounded: designed to optimize the technician's movements

Footswitch for 4 motors with memory and Bluetooth

Bluetooth®

SPECIFIC OPTIONS

Footswitch for 4 motors with memory and Bluetooth (416848)

Auto-locking caster (412276)

Paper roll holder (412603)

Slipcover for foot section (412289)

Stirrup (412251)

Arm support (412250)

—Go to page 17 for more options

COATING

Luxurious leatherette upholstery that is fire-resistant, antibacterial and easy to maintain

Owing to its density and resilience, the cushion is comfortable and always returns to its original shape

Offered in several colors: **refer to page 61**

Foam padding contains no CFCs, no insecticides and no formaldehyde; **refer to page 4 for more information**

—Go to page 16 for technical specifications



ELITE PLATINUM

STYLE AND CONVENIENCE, 4 MOTORS
ERGONOMIC AND COMFORTABLE

Four whisper-quiet motors and smooth controls allow for simultaneous adjustments without jarring or abrupt movements. This luxurious and well-appointed chair is convenient for the esthetician and the client. The Elite Platinum is perfect for face, laser and IPL treatments, waxing, as well as medical esthetic type treatments: injections, pressure therapy and permanent makeup.



Anatomical, three-way adjustable headrest for optimal client positioning

Ergonomically designed and easy to retract armrests that swivel 360°

Bluetooth
wireless remote control for easy and accurate positioning

Tilting seat to 45°

Back and footrest adjustable to 80°

Four quiet, European-made, TÜV or UL® certified motors (internationally recognized certifications)

Thickness of cushion padding: 7.6 cm (3 in)

Adjustable legs for uneven floors

All upholstered corners are rounded: designed to optimize the technician's movements

Exceptional ergonomic base design for optimal stability

Footswitch for 4 motors with memory and Bluetooth
Bluetooth

Easy to move thanks to its compact base

SPECIFIC OPTIONS

Footswitch for 4 motors with memory and Bluetooth (416848)

Auto-locking caster (412276)

Paper roll holder (412603)

Slip cover for foot section (412289)

COATING

Luxurious leatherette upholstery that is fire-resistant, antibacterial and easy to maintain

Owing to its density and resilience, the cushion is comfortable and always returns to its original shape

Offered in several colors: **refer to page 61**

Foam padding contains no CFCs, no insecticides and no formaldehyde; **refer to page 4 for more information**

—Go to page 17 for more options


—Go to page 16 for technical specifications



ELITE SILVER STAR

STRENGTH AND RELIABILITY
HYDRAULIC-OPERATED

ELITE SILVER STAR is your choice when looking for simple elegance while performing facials, esthetic and med-spa treatments and applying makeup. This unit rotates a full 360°, making it ideal when workspace is limited. Designed to provide you with years of comfort and maintenance-free use. Quality, comfort, elegance.



SPECIFIC OPTIONS

Paper roll holder (412606)

Slip cover for foot section (412289)

COATING

Luxurious leatherette upholstery that is fire-resistant, antibacterial and easy to maintain

Owing to its density and resilience, the cushion is comfortable and always returns to its original shape

Offered in several colors: **refer to page 61**

Foam padding contains no CFCs, no insecticides and no formaldehyde; **refer to page 4 for more information**

—Go to page 17 for more options

—Go to page 16 for technical specifications



ELITE BRONZE

EXPANSIVE WORKSPACE
HYDRAULIC-OPERATED

ELITE BRONZE is the ultimate chair to ensure comfort and ergonomics for electrolysis treatments. It is also perfectly suited for esthetic and thermocoagulation treatments. Thanks to its elegant and functional design, the Elite Bronze is designed to optimize the professional's movements.



Anatomical, highly adjustable headrest

Pneumatic backrest adjustment to 85°

Four adjustable sections for countless positioning options

Multiple adjustment options

Height adjustable hydraulic piston
min. 69.9 cm (27.5 in),
max. 82.5 cm (32.5 in)

Thickness of cushion padding: 7.6 cm (3 in)

All upholstered corners are rounded for enhanced ergonomics

User-friendly base design optimizes movement

14-gauge steel base with adjustable feet for rock-solid stability

Adjustable legs for uneven floors

Adjustable feet for greater stability & comfort

SPECIFIC OPTIONS

Paper roll holder (412602)

Ergonomic swivel armrest (412296) (right arm)

Ergonomic swivel armrest (412297) (left arm)

COATING

Luxurious leatherette upholstery that is fire-resistant, antibacterial and easy to maintain

Owing to its density and resilience, the cushion is comfortable and always returns to its original shape

Offered in several colors: **refer to page 61**

Foam padding contains no CFCs, no insecticides and no formaldehyde;
refer to page 4 for more information


—Go to page 17 for more options

—Go to page 16 for technical specifications

ELITE SPECIFICATIONS

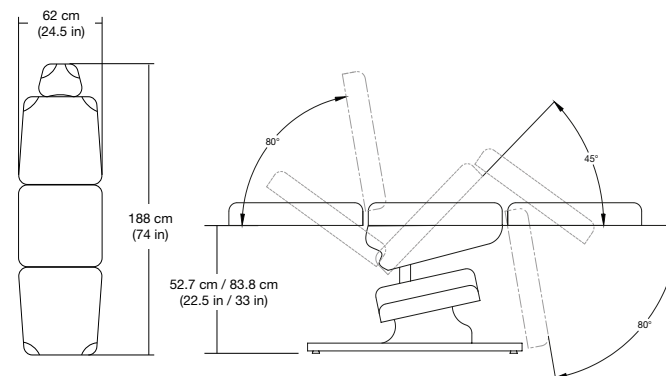
DIMENSIONS

Length: 188 cm (74 in)
Width: 62.2 cm (24.5 in)
Height: 57.2 cm (22.5 in) to 83.8 cm (33 in)
Cushion padding: 7.6 cm (3 in)
Weight: 75 kg (165 lbs)
Lift capacity: 227 kg (500 lbs)



412256 PLATINUM

STYLE AND CONVENIENCE
4 MOTORS



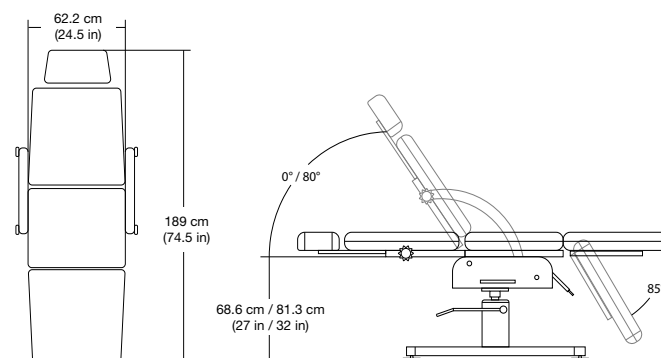
DIMENSIONS

Length: 189 cm (74.5 in)
Width: 62.2 cm (24.5 in)
Height: 68.6 cm (27 in) to 81.3 cm (32 in)
Cushion padding: 7.6 cm (3 in)
Weight: 60 kg (130 lbs)
Lift capacity: 204 kg (450 lbs)



412205 SILVERSTAR

STRENGTH AND RELIABILITY



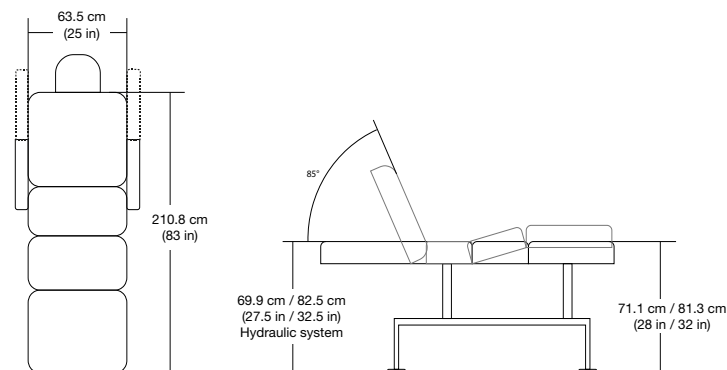
DIMENSIONS

Length: 210.8 cm (83 in) without headrest
Width: 63.5 cm (25 in)
Height (Hydraulic system) :
 69.9 cm (27.5 in) to 82.5 cm (32.5 in)
Cushion padding: 7.6 cm (3 in)
Weight: 47 kg (104 lbs)
Lift capacity: 204 kg (450 lbs)



412357 BRONZE

EXPANSIVE
WORKSPACE



ELITE OPTIONS

DIMENSIONS

Length: 188 cm (74 in)

Width: 62.2 cm (24.5 in)

Height: 57.2 cm (22.5 in) to 83.8 cm (33 in)

Cushion padding: 7.6 cm (3 in)

Weight: 75 kg (165 lbs)

Lift capacity: 227 kg (500 lbs)



412255 MD100

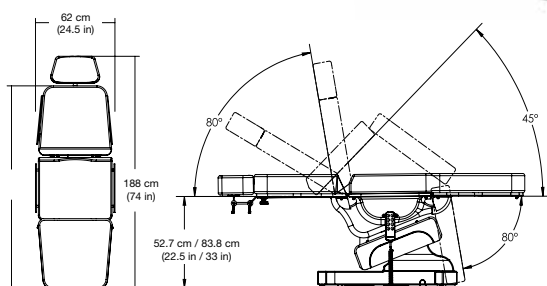
MULTI FUNCTION FOR
MEDICAL SPA

ALSO AVAILABLE

MD100 + Arm supports (412253)

MD100 + Stirrups (412254)

MD100 + Stirrups + Ergo Armset (412257)



ELITE

		PLATINUM	SILVERSTAR	BRONZE	MD100
412296	Right Ergo Armrest (1)			●	●
412297	Left Ergo Armrest (1)			●	●
416848	Footswitch Élite Platinum 4 motors + Bluetooth	●			●
412276	Self-locking caster (4 Anchors)	●	●		●
412289	Slip cover for foot section	●	●		●
412603	Paper Holder for Platinum and MD-100	●			●
412606	Paper Holder for SilverStar		●		
412602	Paper Holder for Bronze			●	
412250	Arm support				●
412251	Stirrup				●
—	Professional bolsters, go to page 48-49	●	●	●	●

EBONY
TANNER#40
417193

PURE WHITE
TANNER#10
417190

SANDSTONE
TANNER#660
417199

SAHARA SAND
TANNER#206
417198

CAPPUCCINO
TANNER#62
417195

CRÈME BRÛLÉE
TANNER#120
417197

SPRING HONEY
TANNER#100
417196

CHARCOAL
TANNER#60
417194

MOKA
TANNER#26
417192

SANDY BEACH
TANNER#20
417191






NEVADA PREMIUM

ELEGANCE AND REFINEMENT

With a new Tafisa® finish for its frame, available in a variety of four colors, the Nevada Premium is perfect for facial or body care treatments, hair removal, massaging and more. Sturdy, this table is highly stable, resting on four columns, one on each corner. The Nevada Premium features a crossbar for safety allowing to go up and down by using a foot pedal that keeps the therapist hands-free, preserving the contact with the client during the treatment. The Nevada Premium provides a storage space for your supplies and may be ordered with a single drawer. It also offers a great storage area for your towel warmer. The wireless Bluetooth remote control with memory included with this chair will give you greater freedom of movement, a more efficient way of working and additional operational security.



NEVADA PREMIUM

1 C U S H I O N



412734

NEVADA PREMIUM

4 C U S H I O N S



412730

NEVADA PREMIUM

		412734	412730
		NEVADA PREMIUM 1C	NEVADA PREMIUM 4C
412655	Anatomical dual-direction headrest	●	●
412659	Adjustable crescent-shaped dual-direction headrest	●	●
412276	Self-locking caster (4 Anchors)	●	●
416849	Footswitch 4 Motors with memory + Bluetooth	●	●
412285	Arm Cradle	●	●
414288	Flexible Arms (1)	●	●
414228	Table Extender	●	●
412605	Paper holder	●	●
412738	Drawer option	●	●
—	Professional bolsters, go to page 48-49	●	●

DIMENSIONS

Length:

185.1 cm (72.9 in) without headrest

Width:

79.7 cm (31 in)

Height:

61.6 cm (24.25 in) to 90.81 cm (35.25 in)

Reclining backrest: from 0° to 70°

Cushion padding:

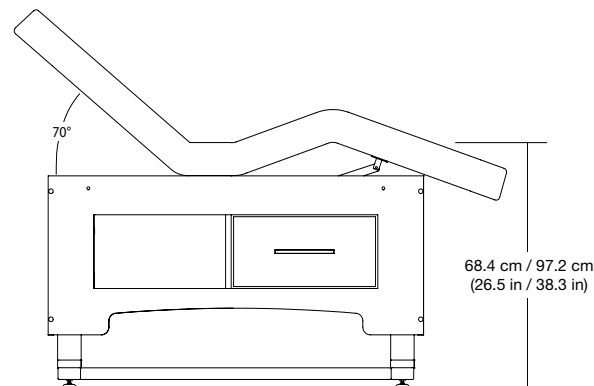
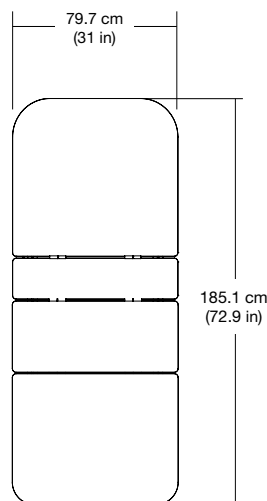
8.9 cm (3.5 in)

Weight:

157 kg (345 lbs)

Lift capacity:

272 kg (600 lbs)



TAFISA WOOD SELECTION



ARABICA 417203



ROBUSTA 417205



ELEMENT 417200



WENGE 417232

EBONY
TANNER#40
417193

PURE WHITE
TANNER#10
417190

SANDSTONE
TANNER#660
417199

SAHARA SAND
TANNER#206
417198

CAPPUCCINO
TANNER#62
417195

CRÈME BRÛLÉE
TANNER#120
417197

SPRING HONEY
TANNER#100
417196

CHARCOAL
TANNER#60
417194

MOKA
TANNER#26
417192

SANDY BEACH
TANNER#20
417191



Dossier à structure renforcée inclinable jusqu'à 70°

Structure en acier de calibre 14 G offrant une stabilité à toute épreuve

Hauteur réglable par vérin électrique :
min. 63,5 cm (25 po)
max. 94 cm (37 po)

Pattes ajustables à l'inclinaison du plancher

Espaces de rangement

4 Coussins ajustables aux coins arrondis pour optimiser les mouvements de la technicienne

Rembourrage coussin de 8,9 cm (3,5 po) comportant une fine couche de mousse mémoire

De conception mécanique très fiable, la table est extrêmement solide

Finition haut de gamme en Tafisa

SPECIFIC OPTIONS

Anatomical headrest (412655)

Universal double-articulating crescent shaped headrest (412659)

Flexible arm (1) (414288)

Arm cradle (412285)

Foot extender (414228)

Left or right drawer (412738)

COATING

Luxurious leatherette upholstery that is fire-resistant, antibacterial and easy to maintain. Owing to its density and resilience, this chair is comfortable and will always return to its original shape: **refer to page 62**

Foam padding contains no CFCs, no insecticides and no formaldehyde.


The bed base is made in Tafisa, an ecological multilayered panel, with the highest scratch and heat resistance on the market: **refer to page 5**



SPA ONE

MODERN AND SOPHISTICATED
ERGONOMIC WITH 3 MOTORS

Beautifully crafted with the finest materials, the SPA ONE table sets itself apart with its exceptionally smooth electrical system. This single-cushion chair is perfect for massages and spa treatments. Sleek and modern looking, the SPA ONE, with its high-tech design is the most versatile treatment chair available and is suitable for med-esthetic treatments. The wireless Bluetooth remote control with memory included with this chair will give you greater freedom of movement, a more efficient way of working and additional operational security.





SPAONE
WOOD CABINET

412133



SPAONE
WITHOUT CABINET

412130

		412130	412133
		SPAONE WITHOUT CABINET	SPAONE WOOD
412655	Anatomical dual-direction headrest V12	●	●
412659	Adjustable crescent-shaped dual-direction headrest V12	●	●
412276	Self-locking caster (4 Anchors)	●	●
412285	Arm Cradle	●	●
414288	Flexible Arms (1)	●	●
416849	Wireless Footswitch	●	●
—	Professional bolsters, go to page 48-49	●	●

DIMENSIONS

Length:

187 cm (73.6 in) without headrest

Width:

76 cm (30 in)

Height:

57.2 cm (22.5 in) to 100.3 cm (39.5 in)

Cushion padding:

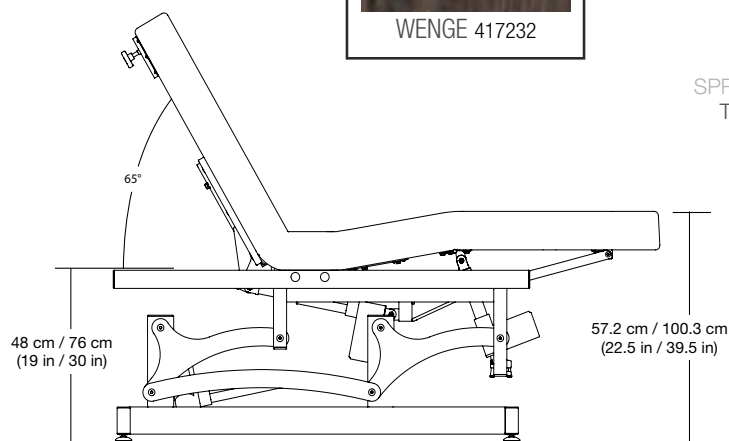
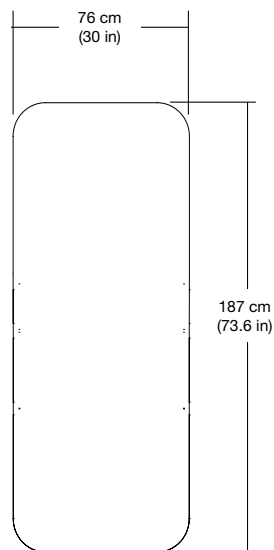
8.9 cm (3.5 in)

Weight:

85 kg (185 lbs) without cabinet
127 kg (280 lbs) SBF with cabinet

Lift capacity:

272 kg (600 lbs)



TAFISA WOOD SELECTION



ARABICA 417203



ROBUSTA 417205



ELEMENT 417200



WENGE 417232

EBONY
TANNER#40
417193

PURE WHITE
TANNER#10
417190

SANDSTONE
TANNER#60
417199

SAHARA SAND
TANNER#206
417198

CAPPUCCINO
TANNER#62
417195

CRÈME BRÛLÉE
TANNER#120
417197

SPRING HONEY
TANNER#100
417196

CHARCOAL
TANNER#60
417194

MOKA
TANNER#26
417192

SANDY BEACH
TANNER#20
417191



Structurally reinforced backrest with 45° tilt

Readily accessible to clients with reduced mobility: 53.3 cm (21 in)

Height adjustment via an electric motor: min. 53.3 cm (21 in), max. 83.8 cm (33 in)

No welding on hinges for solid, rugged construction that will not fail

14-gauge steel base with adjustable feet for maximum stability

Rounded cushions designed to optimize the technician's movements

Stretch TANNER leatherette

Bluetooth® wireless remote control for easy and accurate positioning

Thickness of cushion padding: 8.9 cm (3.5 in)

Three quiet TÜV or UL® certified motors (internationally recognized certifications)

This exceptionally sturdy table is very reliable thanks to its mechanical design

Adjustable legs for uneven floors

Footswitch for 3 motors with memory and Bluetooth

Bluetooth®

SPECIFIC OPTIONS

Auto-locking casters (412276)

Universal double-articulating crescent shaped memory foam headrest (412659)

Anatomical headrest (412655)

Flexible arm (1) (414288)

Paper holder (412605)

Arm cradle (412285)

Footswitch 3 motors with memory + bluetooth (416849)

COATING

Luxurious TANNER leatherette upholstery that is fire-resistant, antibacterial and easy to maintain

Owing to its density and resilience, the cushion is comfortable and always returns to its original shape

Offered in several colors: **refer to page 61**

Foam padding contains no CFCs, no insecticides and no formaldehyde; **refer to page 4 for more information**

*Available with or without cabinet



ESCAPE

CONTEMPORARY AND REFINED
ERGONOMIC WITH 3 MOTORS

The attention to detail and technical ingenuity built into the ESCAPE table is second to none. Its powerful frame and accurate mechanism are redefining industry standards. As sturdy as it is durable, it is nonetheless elegant and comfortable. The ESCAPE is remarkably versatile, as it lends itself to a variety of esthetic, massage and body remodeling treatments as well as med-esthetic treatments. The wireless Bluetooth remote control with memory included with this chair will give you greater freedom of movement, a more efficient way of working and additional operational security.





ESCAPE

WOOD CABINET

412135

ESCAPE

WITHOUT CABINET



412140

ESCAPE

		412140	412135
		ESCAPE WITHOUT CABINET	ESCAPE WOOD
412655	Anatomical dual-direction headrest V12	●	●
412657	SBF anatomical double-articulating headrest	●	●
412659	Adjustable crescent-shaped dual-direction headrest V12	●	●
412276	Self-locking caster (4 Anchors)	●	●
412285	Arm Cradle	●	●
414288	Flexible Arms (1)	●	●
416849	Wireless Footswitch	●	●
—	Professional bolsters, go to page 48-49	●	●

DIMENSIONS

Length:

187 cm (73.6 in) without headrest

Width:

76 cm (30 in)

Height:

57.2 cm (22.5 in) to 100.3 cm (39.5 in)

Cushion padding:

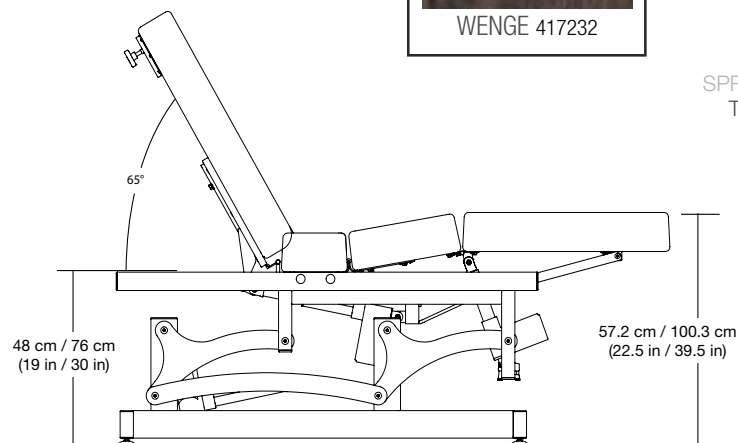
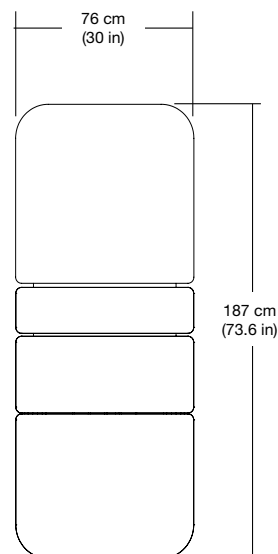
8.9 cm (3.5 in)

Weight:

85 kg (185 lbs) without cabinet
136 kg (300 lbs) SBF with cabinet

Lift capacity:

272 kg (600 lbs)



TAFISA WOOD SELECTION



ARABICA 417203



ROBUSTA 417205



ELEMENT 417200



WENGÉ 417232

EBONY
TANNER#40
417193

PURE WHITE
TANNER#10
417190

SANDSTONE
TANNER#660
417199

SAHARA SAND
TANNER#206
417198

CAPPUCCINO
TANNER#62
417195

CRÈME BRÛLÉE
TANNER#120
417197

SPRING HONEY
TANNER#100
417196

CHARCOAL
TANNER#60
417194

MOKA
TANNER#26
417192

SANDY BEACH
TANNER#20
417191



Structurally reinforced backrest with 45° tilt

Stretch TANNER leatherette

Height adjustment via an electric motor:
min. 53.3 cm (21 in),
max. 83.8 cm (33 in)

No welding on hinges
for solid, rugged construction

14-gauge steel base with
adjustable feet for maximum stability

Four cushions with rounded edges for improved ergonomics, designed to optimize the technician's movements

Bluetooth® wireless remote control
for easy and accurate positioning

Thickness of cushion
padding: 8.9 cm (3.5 in)

Three quiet TÜV or UL® certified motors
(internationally recognized certifications)

This exceptionally sturdy table is very
reliable thanks to its mechanical design

Adjustable legs for uneven floors

Footswitch for 3 motors
with memory
and Bluetooth
Bluetooth®

SPECIFIC OPTIONS

Auto-locking caster (412276)

Flexible arm (1) (414288)

Universal double-articulating crescent shaped
memory foam headrest (412659)

Anatomical headrest (412655)

Paper holder (412605)

Footswitch 3 motors with memory + bluetooth
(416849)

*Available with or without cabinet

COATING

Luxurious TANNER leatherette upholstery that is fire-resistant, antibacterial and easy to maintain

Owing to its density and resilience, the cushion is comfortable and always returns to its original shape

Offered in several colors: **refer to page 61**

Foam padding contains no CFCs, no insecticides and no formaldehyde;
refer to page 4 for more information





LAGUNA COLLECTION

Combining comfort and ergonomics, the Laguna is the professional's favorite choice when it comes to selecting the perfect multifunctional treatment table. Convenient for a wide range of face and body care including makeup and pedicure due to the versatility of position adjustments, the Laguna tables are also ideal for massage therapy due to their unparalleled stability. Their functional and durable design allow to perform a variety of movements enabling the therapist to work closer to their patient.

The elegance and refinement of this model will easily blend into any décor with a full choice of colors, helping to create a personalized and unique treatment space.

Covering a comprehensive range of treatments, it features three models designed for specific types of care: MIST, FLEX and SAND.



LAGUNA MIST

POWERFUL AND VERSATILE
3 ELECTRIC MOTORS

With its exceptional reliability, the LAGUNA MIST is best suited for facials, massages, or any other types of body treatments. This chair raises the client experience by providing ultimate comfort through enhanced positioning in both 73.7 cm (29 in) and 81.2 cm (32 in) models. The system, with its three certified quiet motors, ensures relaxation and allows all adjustments to be smooth and quiet. The wireless Bluetooth remote control with memory included with this chair will give you greater freedom of movement, a more efficient way of working and additional operational security.



Structurally reinforced backrest

Readily accessible to clients with reduced mobility when fully lowered to 54.6 cm (21.5 in)

Electric height adjustment
min. 54.6 cm (21.5 in),
max. 97.8 cm (38.5 in)

14-gauge steel base with adjustable feet for rock-solid stability

Footswitch for 3 motors with memory and Bluetooth

Back adjustable to 65° and seat adjustable to 25°

Bluetooth® wireless remote control for easy and accurate positioning

Thickness of cushion padding:
8.9 cm (3.5 in)

All upholstered corners are rounded: designed to optimize the technician's movement

Three quiet TÜV or UL® certified motors (internationally recognized certifications)

No welding on hinges for solid, rugged construction that will not fail

Adjustable legs for uneven floors

SPECIFIC OPTIONS

Anatomical headrest (412655)

Double-articulating crescent shaped memory foam headrest (412659)

Arm cradle (412285)

Auto-locking caster (412276)

Ergonomic swivel armrest (412296) (right arm)*
* For 412012 (32 in) only

Ergonomic swivel armrest (412297) (left arm)*
* For 412012 (32 in) only

Paper holder (412605)

Footswitch 3 motors with memory + bluetooth (416849)

COATING

Luxurious leatherette upholstery that is fire-resistant, antibacterial and easy to maintain

Owing to its density and resilience, the cushion is comfortable and always returns to its original shape

Offered in several colors: **refer to page 61**

Foam padding contains no CFCs, no insecticides and no formaldehyde;
refer to page 4 for more information



LAGUNA FLEX

VERSATILITY AND CONVENIENCE
3 ELECTRIC MOTORS

The LAGUNA FLEX is best suited for facials, pedicures or any other types of body treatments. This chair improves the client experience by providing ultimate comfort through enhanced positioning. The system, with its three quiet motors, ensures relaxation and allows all adjustments to be smooth and quiet. The wireless Bluetooth remote control with memory included with this chair will give you greater freedom of movement, a more efficient way of working and additional operational security.

*not included



Structurally reinforced backrest

Readily accessible to clients with reduced mobility when fully lowered to 45.7 cm (18 in)

Electric height adjustment: min. 45.7 cm (18 in), max. 76.2 cm (30 in)

No welding on hinges for solid, rugged construction that will not fail

Three quiet TÜV or UL® certified motors (internationally recognized certifications)

14-gauge steel base with adjustable legs providing rock-solid stability

Three adjustable cushions with rounded corners, designed to optimize the technician's movement

Each armrest can be automatically adjusted with the angle of the cushions of the surface

Thickness of cushion padding: 8.9 cm (3.5 in)

Footrest position can vary between 0 and 90°, backrest with 65° of tilt

Bluetooth® wireless remote control for easy and accurate positioning

Footswitch for 3 motors with memory and Bluetooth

Bluetooth

SPECIFIC OPTIONS

Auto-locking caster (412276)

Arm cradle (412285)

Universal double-articulating crescent shaped memory foam headrest (412659)

Anatomical headrest (412657)

Paper roll holder (412602)

Footswitch 3 motors with memory + bluetooth (416849)

—Go to page 39 for more options

COATING

Luxurious leatherette upholstery that is fire-resistant, antibacterial and easy to maintain

Owing to its density and resilience, the cushion is comfortable and always returns to its original shape

Offered in several colors: **refer to page 61**

Foam padding contains no CFCs, no insecticides and no formaldehyde;
refer to page 4 for more information

—Go to page 38 for technical specifications



LAGUNA SAND

MULTIFUNCTIONALITY, STABILITY AND STURDINESS
1 ELECTRIC MOTOR WITH MANUAL BACKREST

LAGUNA SAND is a highly versatile multi-purpose chair that is just right for facials, waxing, massages or any types of body treatments. Its unique contour and shape provides an exceptional working area to skin care professionals and massage therapists as well as maximum comfort for the client.



Manually adjustable backrest that locks automatically at 85°

Readily accessible to clients with reduced mobility when fully lowered to 46.4 cm (18.25 in)

Handheld control for easy and accurate positioning of table height

Height adjustment via an electric motor:
min. 46.4 cm (18.25 in),
max. 75.6 cm (29.75 in)

No welding on hinges for solid, rugged construction that will not fail

Backrest designed specifically for body massages

Thickness of cushion padding:
8.9 cm (3.5 in)

Welded 14-gauge steel frame for superior strength

Quiet TÜV or UL® certified motor
(internationally recognized certifications)

Adjustable legs for uneven floors

SPECIFIC OPTIONS

Laterally and vertically adjustable armrest (1) (412284)

Auto-locking caster (412276)

Anatomical headrest (412655)

Universal double-articulating crescent shaped memory foam headrest (412659)

Arm cradle (412285)

Paper roll holder (412605)

Electric footswitch for 1 motor (416865)

COATING

Luxurious leatherette upholstery that is fire-resistant, antibacterial and easy to maintain

Owing to its density and resilience, the cushion is comfortable and always returns to its original shape

Offered in several colors: **refer to page 61**

Foam padding contains no CFCs, no insecticides and no formaldehyde;
refer to page 4 for more information

—Go to page 39 for more options

—Go to page 38 for technical specifications

LAGUNA SPECIFICATIONS

DIMENSIONS

Length: 194.3 cm (76.5 in) without headrest

Width: 73.7 cm (29 in) to 81.3 cm (32 in)

Height: 45.7 cm (18 in) to 76.2 cm (30 in)

Cushion padding: 8.9 cm (3.5 in)

Weight: 85 kg (185 lbs)

Lift capacity: 272 kg (600 lbs)



412000 - 412012

MIST

POWERFUL AND
VERSATILE

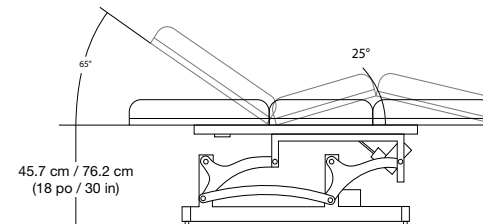
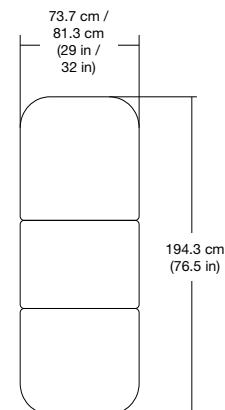
AVAILABLE DIMENSIONS

73.7 cm (29 po) (412000)

81.3 cm (32 po) (412012)

76.2 x 195.6 cm (30 x 77 in) One cushion (412016)

68.58 x 182.88 cm (27 x 72 in) One cushion (412017)*



*Preferred by massage therapists and physiotherapists

DIMENSIONS

Length: 194.3 cm (76.5 in) without headrest

Width: 68.6 cm (27 in)

Height: 45.7 cm (18 in) to 76.2 cm (30 in)

Cushion padding: 8.9 cm (3.5 in)

Weight: 70 kg (150 lbs)

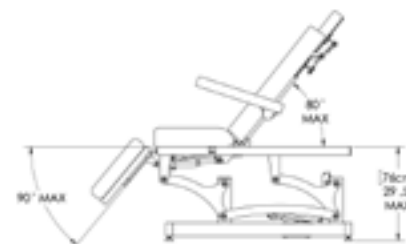
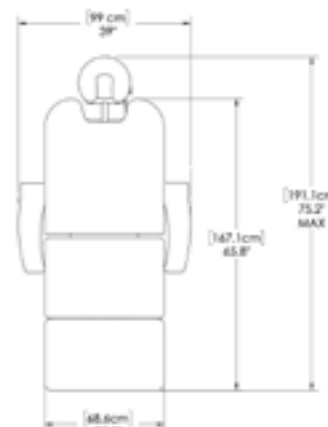
Lift capacity: 272 kg (600 lbs)



412003

FLEX

VERSATILITY AND
CONVENIENCE



DIMENSIONS

Length: 195.6 cm (77 in)

Width: 77.5 cm (30.5 in)

Height: 46.4 cm (18.25 in) to 75.6 cm (29.75 in)

Cushion padding: 8.9 cm (3.5 in)

Weight: 72 kg (158 lbs)

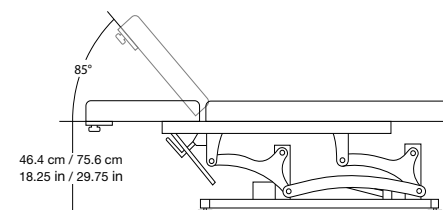
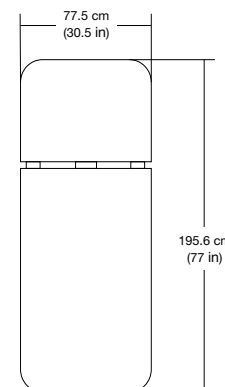
Lift capacity: 272 kg (600 lbs)



412120

SAND

MULTIFUNCTIONALITY,
STABILITY AND
STURDINESS



LAGUNA OPTIONS

		LAGUNA		
		MIST	FLEX	SAND
412655	Anatomical dual-direction headrest	●		●
412657	SBF anatomical double-articulating headrest		●	
412659	Adjustable crescent-shaped dual-direction headrest	●	●	●
412296	Right Ergo Armrest (1) available with 32in only	●		
412297	Left Ergo Armrest (1) available with 32in only	●		
412276	Self-locking caster (4 Anchors)	●	●	●
412285	Arm Cradle	●	●	●
412282	Small Neck Cushion	●	●	●
413258	Pedicure Tub cabinet		●	
378547	Disposable plastic liner for Pedicure (50/Pck)		●	
412602	Paper Holder (Bronze / Flex)		●	
412284	Laguna Sand Armrests (1)			●
412605	Paper holder (Laguna Lotus/Sand/Soma)	●		●
416865	Footswitch 1 motor (Dewert)			●
416849	Wireless Footswitch	●	●	
—	Professional bolsters, go to page 48-49	●	●	●

EBONY
TANNER#40
417193

PURE WHITE
TANNER#10
417190

SANDSTONE
TANNER#660
417199

SAHARA SAND
TANNER#206
417198

CAPPUCCINO
TANNER#62
417195

CRÈME BRÛLÉE
TANNER#120
417197

SPRING HONEY
TANNER#100
417196

CHARCOAL
TANNER#60
417194

MOKA
TANNER#26
417192

SANDY BEACH
TANNER#20
417191





MALDIVE

COMFORT AND CONVENIENCE

Crafted from the finest wood, this bed embodies a warm elegance, complementing and even enhancing any setting. Made entirely out of ash wood, the SOMA MALDIVE is a multifunctional table that is sturdy, stable and perfect for performing facials and waxing as well as other body and spa treatments.





412560

SOMAMALDIVE

		SOMA
		MALDIVE
412655	Anatomical headrest	●
412659	Adjustable crescent-shaped dual-direction headrest V12	●
412605	Paper holder (Sand/Soma)	●
—	Professional bolsters, go to page 48-49	●

TAFISA WOOD SELECTION



WENGE 417232

EBONY
TANNER#40
417193

PURE WHITE
TANNER#10
417190

SANDSTONE
TANNER#660
417199

SAHARA SAND
TANNER#206
417198

CAPPUCCINO
TANNER#62
417195

CRÈME BRÛLÉE
TANNER#120
417197

SPRING HONEY
TANNER#100
417196

CHARCOAL
TANNER#60
417194

MOKA
TANNER#26
417192

SANDY BEACH
TANNER#20
417191

DIMENSIONS

Length: 198.6 cm (78.2 in)

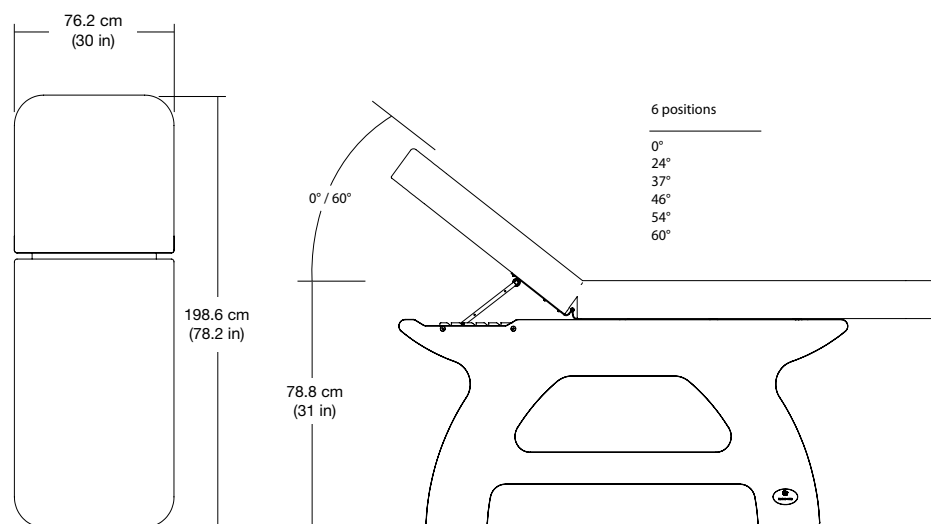
Width: 76.2 cm (30 in)

Height: 66 cm (26 in)

Cushion padding:
8.9 cm (3.5 in)

Weight: 43 kg (95 lbs)

Lift capacity:
204 kg (450 lbs)





SPECIFIC OPTIONS

Paper roll holder (412605)

Universal double-articulating crescent shaped
memory foam headrest (412659)

Anatomical headrest (412655)

COATING

Luxurious leatherette upholstery that is fire-resistant, antibacterial and easy to maintain

Owing to its density and resilience, the cushion is comfortable and always returns to its original shape

Offered in several colors: **refer to page 61**


Foam padding contains no CFCs, no insecticides and no formaldehyde;
refer to page 4 for more information




ETNA

V E R S A T I L E
D U R A B L E A N D S T A B L E

Inspired by a professional massage therapist's expertise, the ETNA table was designed and assembled following massage therapy requirements to ensure the professional's proper body mechanics. Ergonomic yet elegant, every detail of the ETNA has been thoroughly considered to offer maximum functionality.





		412700
		ETNA 110V
412655	Anatomical dual-direction headrest	●
412659	Adjustable crescent-shaped dual-direction headrest	●
412657	SBF anatomical double-articulating headrest	
412276	Self-locking caster (4 Anchors)	●
412285	Arm Cradle	●
412714	Table Extender	●
—	Professional bolsters, go to page 48-49	●



DIMENSIONS

Length:

183.1 cm (72.1 in) without headrest

Width:

80 cm (31.5 in)

76.2 cm (30 in) SBF

Height:

43.2 cm (17 in) to 86.4 cm (34 in)

Cushion padding:

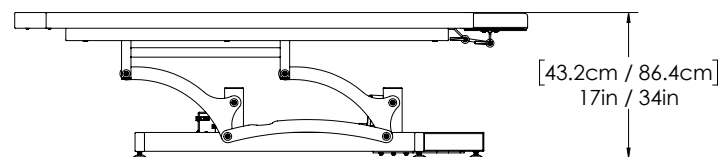
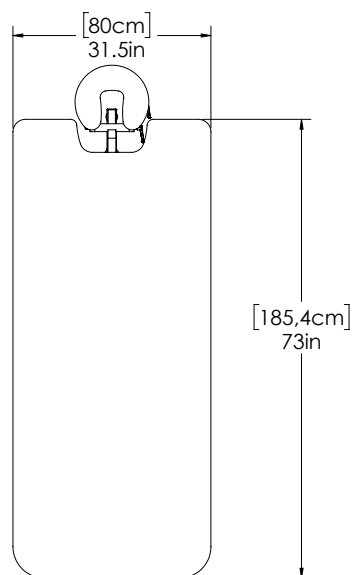
5.1 cm (2 in)

Weight:

113 kg (250 lbs)

Lift capacity:

272 kg (600 lbs)





Height adjustment
via an electric motor:
min. 43.2 cm (17 in),
max. 86.4 cm (34 in)

Crossbar to ensure
safety and stability

A sturdy structure with a
lifting capacity of 600 lbs

5.1 cm (2 in) high-quality
foam optimized for body
work

Optional table extender

Adjustable legs for uneven floors

Foot pedal included for height adjustment

SPECIFIC OPTIONS

Table extender (412714)

Adjustable crescent-shaped
dual-direction headrest V12 (412659)

COATING

Owing to its density and resilience, the cushion is comfortable and always returns to its original shape

Available in larger widths and 4 inch cushion

Foam padding contains no CFCs, no insecticides and no formaldehyde;
refer to page 4 for more information

BOLSTERS



SPECIALTY COLLECTION



1 412374

This large scalene triangle assists in a number of conditions, such as vertigo, acid reflux, post-orthopedic procedure, COPD (Chronic Obstructive Pulmonary Disease), and many more.

- 10" X 27"
- 25.4 cm X 68.58 cm



3 412382

This unique house like shape helps is the most stable of all the bolsters. With two height options while working side-lying, this bolster is a perfect example of versatility.

- 7" X 8.5" X 24"
- 17.18 cm X 20.32 cm X 60.96 cm



7 412380

This model features a cervical contour at its end making it ideal for resting and supporting clients head and neck. More hygienic than having pillows in the treatment rooms, this bolster completes the spa experience.

- 3" X 14" X 11"
- 7.62 cm X 35.56 cm X 27.94 cm



9 412373

Larger breast can become uncomfortable while lying prone this unique design helps create a more comfortable experience.

- 3" X 18.5" X 21"
- 7.62 cm X 45.72 cm X 53.34 cm



6 412371

Over-sized bolsters like these are excellent additions for Lymphatic Drainage or other specialty technique that requires elevation of the extremity above the rest of the body. With its flat bottom side-lying position becomes more comfortable.

- 7.25" X 9" X 26"
- 17.78 cm X 22.86 cm X 66.04 cm



8 412372

This three-quarters round offers the comfort of a round bolster with the added stability of a half flat bottom bolster, making it ideal for the all-around therapist.

- 4" X 4.75" X 26"
- 10.16 cm X 12.07 cm X 66.04 cm

BOLSTERS



HALF ROUND BOLSTER



4 412383

Allows the convenience of a single location bolstering, whether it's a little lumbar support or more stability to a problematic ankle.

- 3" X 6" X 13"
- 7.62 cm X 15.24 cm X 33.02 cm



10 412377

This half bolster features a flat bottom and is sure to stay still even through those sessions full of Stretching & ROM technique. Longer than most bolsters it is ideal for wider clients.

- 4.5" X 9" X 29"
- 11.43 cm X 22.86 cm X 73.66 cm



13 412379

This half bolster features a flat bottom and is sure to stay still even through those sessions full of Stretching & ROM technique.

- 3" X 6" X 26"
- 7.62 cm X 15.24 cm X 66.04 cm



2 412376

Over-sized bolsters like these are excellent additions for Lymphatic Drainage or other specialty technique that requires elevation of the extremity above the rest of the body.

- 8" X 26"
- 20.32 cm X 66.04 cm



5 412378

Considered to be the icon of bolsters, this standard size bolster makes the perfect addition to any spa treatment room.

- 6" X 26"
- 15.24 cm X 66.04 cm



11 412375

The largest of the round bolsters. This model is best used on athletes as well as taller, larger framed clients.

- 9" X 26"
- 22.86 cm X 66.04 cm



12 412381

The shorter length allows for one extremity to be comfortably stabilized while the other extremity is treated.

- 7" X 20"
- 17.78 cm X 50.80 cm

ROUND BOLSTER

BOLSTER	
Color	White or Charcoal
Material	Vinyl upholstery + stuffing
Caution	When cleaning your bolster, please remember to use a product that is safe for use on vinyl

STOOLS



413362



413358



413367



413354



413369

CONTOURED STOOL

air-lift with backrest

- Contoured stool with adjustable backrest
- Lumbar support
- Black base with 5 silent "Soft Wheel" casters
- Adjustable height; Standard height: 17 to 22 in (43.1 to 55.9 cm)
- Seat diameter : 15.5 in (39.4 cm)
- Weight : 20 lb (9.1 kg)

ROUNDED STOOL

with backrest

- Contoured stool with adjustable backrest
- Lumbar support
- Black base with 5 silent "Soft Wheel" casters
- Adjustable height; Standard height: 17 to 22 in (43.1 to 55.9 cm)
- Seat diameter : 15.5 in (39.4 cm)
- Weight : 23 lb (10.4 kg)

COMFORT STOOL

with backrest

- Contoured stool with adjustable backrest
- Lumbar support
- Black base with 5 silent "Soft Wheel" casters
- Adjustable height; Standard height: 17 to 22 in (43.1 to 55.9 cm)
- Seat diameter : 15.5 in (39.4 cm)
- Weight : 23 lb (10.4 kg)

BACKLESS STOOL

round air-lift

- Black base with 5 silent "Soft Wheel" casters
- Adjustable height; Standard height: 17 to 22 in (43.1 to 55.9 cm)
- Seat diameter: 13 in (33 cm)
- Weight: 18 lb (8.2 kg)

COMFORT STOOL

with adjustable backrest

- 2 adjustment levers: frontward-backward backrest adjustment (lateral backrest adjustment) and pneumatic height adjustment
- Black base with 5 silent "Soft Wheel" casters
- Adjustable height; Standard height: 17 to 22 in (43.1 to 55.9 cm)
- Seat diameter: 13 in (33 cm)
- Weight : 23 lb (10.4 kg)

		STOOL				
		CONTOURED air-lift with backrest	ROUNDED with backrest	COMFORT with backrest	BACKLESS round air-lift	COMFORT with adjustable backrest
413364	Height extender: 23.75 in to 28 in (58 to 71 cm)	●	●	●	●	●



413363



413359



413368



413355

CONTOURED DELUXE STOOL

air-lift with backrest

ROUNDED DELUXE STOOL

with backrest

COMFORT DELUXE STOOL

with backrest

BACKLESS DELUXE STOOL

round air-lift

- Height adjustable ergonomic seat
- Adjustable tension on backrest
- Lumbar support
- Chrome base with 5 silent "Soft Wheel" casters
- Adjustable height: 18 to 23 in (45.7 to 58.4 cm)
- Seat diameter: 15.5 in (39.4 cm)
- Weight: 28 lb (12.7 kg)

- Height adjustable seat
- Adjustable tension on backrest
- Lumbar support
- Chrome base with 5 silent "Soft Wheel" casters
- Adjustable height: 18 to 23 in (45.7 to 58.4 cm)
- Seat diameter: 15.5 in (39.4 cm)
- Weight: 28 lb (12.7 kg)

- Height adjustable seat
- Adjustable tension on backrest
- Lumbar support
- Chrome base with 5 silent "Soft Wheel" casters
- Adjustable height: 18 to 23 in (45.7 to 58.4 cm)
- Seat diameter: 18 in (45.7 cm)
- Weight: 28 lb (12.7 kg)

- Chrome base with 5 silent "Soft Wheel" casters
- Adjustable height: 18 to 23 in (45.7 to 58.4 cm)
- Seat diameter: 15.5 in (39.4 cm)
- Weight: 20 lb (9.1 kg)

EBONY
TANNER#40
417193

PURE WHITE
TANNER#10
417190

SANDSTONE
TANNER#660
417199

SAHARA SAND
TANNER#206
417198

CAPPUCCINO
TANNER#62
417195

CRÈME BRÛLÉE
TANNER#120
417197

SPRING HONEY
TANNER#100
417196

CHARCOAL
TANNER#60
417194

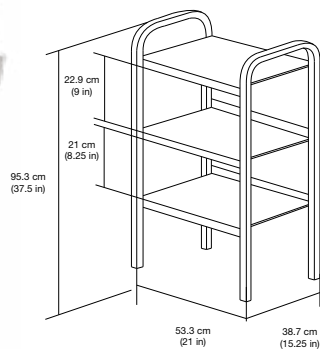
MOKA
TANNER#26
417192

SANDY BEACH
TANNER#20
417191

		DELUXE STOOL			
		CONTOURED air-lift with backrest	ROUNDED with backrest	COMFORT with backrest	BACKLESS round air-lift
413364	Height extender: 23.75 in to 28 in (58 to 71 cm)	●	●	●	●



413215



ML100

CHARACTERISTICS

Designed with quality and ease-of-use in mind, the ML100 is the perfect workstation.

- Three steel shelves with safety rim around the back
- Quiet Soft Wheel casters
- Two magnifying lamp supports (magnifying lamp not included)
- Easy to clean: metal (steel)

DIMENSIONS

Width: 58.4 cm (23 in)

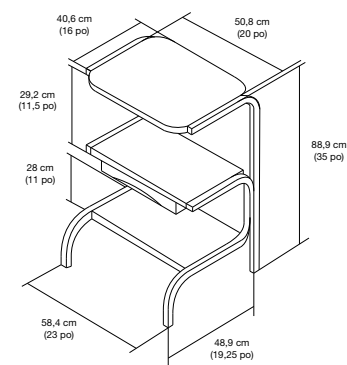
Height: 95.3 cm (37.5 in)

Depth: 38.7 cm (15.25 in)

Top shelf:
50.8 cm X 34.3 cm (20 in X 13.5 in)



413200



T3

CHARACTERISTICS

The T3 trolley is perfect for storing your beauty products and tools. Thanks to its four quiet casters, it is easy to move from one treatment room to another. Simple and functional, the T3 is perfect for your beauty salon.

- Three melamine shelves
- Quiet Soft Wheel casters
- One storage drawer for accessories
- Two magnifying lamp supports (magnifying lamps not included)
- Rounded corners
- Power bar included

DIMENSIONS

Width: 58.4 cm (23 in)

Height: 88.9 cm (35 in)

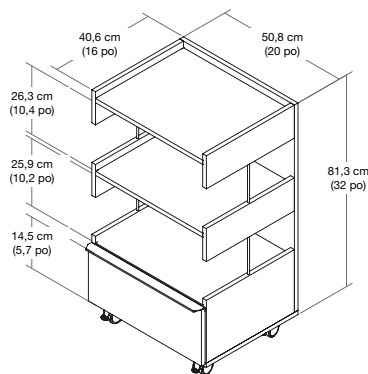
Depth: 48.9 cm (19.25 in)

Top shelf:
40.6 cm X 50.8 cm (16 in X 20 in)

		WORKSTATIONS	
		ML100	T3
413216	Storage module (x3)	●	
413219	Side module (x1)	●	
413217	Drawer	●	



413241



ML500

CHARACTERISTICS

This simple and practical trolley fits perfectly into any work environment and adapts to your needs. Conceal your tools in the drawer, and use the 3 shelves to set up your accessories and supplies. It is equipped with 4 quiet casters, making it easy to move and handle.

- One bottom pull-out drawer
- Quiet Soft Wheel casters
- Sturdy, made of melamine
- 3 storage shelves

DIMENSIONS

Width: 50.8 cm (20 in)

Height: 88 cm (35 in)

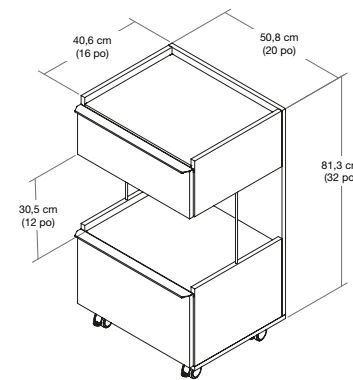
Depth: 45 cm (18 in)

Top shelf:

40.6 cm X 50.8 cm (16 in X 20 in)



413242



ML520

CHARACTERISTICS

Designed with beauty salons in mind, this trolley boasts 2 pull-out drawers and a very convenient storage area under the top shelf. It is made of melamine for outstanding sturdiness, and is equipped with 4 quiet casters, making it easy to move and handle.

- 2 drawers for storage
- Quiet Soft Wheel casters
- Top storage tray
- Storage area under the top drawer
- Sturdy
- Easy to clean and maintain

DIMENSIONS

Width: 50.8 cm (20 in)

Height: 88 cm (35 in)

Depth: 45 cm (18 in)

Top shelf:

40.6 cm X 50.8 cm (16 in X 20 in)

HEADRESTS & ACCESSORIES

EBONY
TANNER#40
417193

PURE WHITE
TANNER#10
417190

SANDSTONE
TANNER#660
417199

SAHARA SAND
TANNER#206
417198

CAPPUCCINO
TANNER#62
417195

CRÈME BRÛLÉE
TANNER#120
417197

SPRING HONEY
TANNER#100
417196

CHARCOAL
TANNER#60
417194

MOKA
TANNER#26
417192

SANDY BEACH
TANNER#20
417191



412655

ANATOMICAL HEADREST

Double-hinged

- Height adjustable for greater comfort (particularly full figured clients)
- Adjustable to ensure better neck and head support
- Easy to clean finish



412657

SBF HEADREST

Double-hinged

- Several adjustment possibilities: countless positions, angles, and vertical adjustments
- Adjustable to ensure better neck and head support
- Easy to clean finish



412659

CRESCENT HEADREST

Double-hinged

- Memory foam
- Several adjustment possibilities: countless positions, angles, and vertical adjustments
- Perfect for massage tables
- Designed to facilitate breathing when lying on stomach



PROTECTIVE COVER*

CONTOUR STOOL

413402



PROTECTIVE COVER*

ROUND STOOL

413401



PEDICURE STATION

413258

* Available on order only

FURNITURE USAGE

		FACIAL	BODY	MED-ESTHETIC PROCEDURES	MASSAGE	WAXING	ELECTROLYSIS	IPL & LASER	PEDICURE	MAKEUP	GYNECOLOGY
ELITE											
412256	Élite Platinum	10	0	10		6	6	10	8	6	
412205	Élite SilverStar	10	0	8		6	8	8	8	6	
412357	Élite Bronze	6				10	10	8	6		
412252	Élite MD100	10	0	10		6	6	10	8	6	10
NEVADA PREMIUM											
412730	Nevada Premium 1 cushion	8	10		10			10			
412734	Nevada Premium 4 cushions	8	10	6	10			10			
SPAONE											
412130	SpaOne without cabinet	8	10	6	10	10	6	10			
412133	SpaOne Tafisa wood cabinet	8	10	6	10	10		10			
ESCAPE											
412140	Escape without cabinet	8	10	6	10		6	10			
412135	Escape Tafisa wood cabinet	8	10	6	10			10			
LAGUNA											
412000	Laguna Mist	8	10	8	10	10	6	10			
412003	Laguna Flex	6	8	10		10	6	8	10	6	
412120	Laguna Sand	8	10	6	10	10	6	10			
SOMA											
412560	Soma Maldiva	6	10		6	10	8	6			
ETNA											
412700	Etna 110V				10						

MED-SPA ROOM



Elite Platinum ● Contoured deluxe stool air-lift with backrest ● Vortex Peel ● Wave 7 ● Blü Stream vapo XV with pneumatic height adjustment base

MASSAGE ROOM



ETNA Table ● Specialized triangle bolster ● Three-quarter round bolster

MULTIFUNCTION ROOM



Nevada Premium ● Round Stool with Backrest ● MPR ● Soli-Lite ● Modulex base with Blü Stream vapo XV ● Omega Magnifying Glass ● 4 aesthetics device

WAXING ROOM



Spa One with wood cabinet ● Round Stool with Backrest ● Spirit (laser) ● IPL Extra 818

TAFISA WOOD SELECTION



ARABICA 417203

A warm and natural color reminding of Ethiopia wooded plains.



ROBUSTA 417205

A rich and smooth color flourishing on a delicate touch of Hawaiian nuts.



ELEMENT 417200

A rich color, a classic and sophisticated look, perfect for structuring your room and giving it volume.




WENGE 417232

A deep and earthy color, reminiscent of the richness and sweet bitterness of the roasted robust grain.




LEATHERETTE

LEATHERETTE SELECTION



EBONY 417193
TANNER#40




PURE WHITE 417190
TANNER#10



SANDSTONE 417199
TANNER#660



SAHARA SAND 417198
TANNER#206




CAPPUCCINO 417195
TANNER#62



CRÈME BRÛLÉE 417197
TANNER#120



SPRING HONEY 417196
TANNER#100



CHARCOAL 417194
TANNER#60



MOKA 417192
TANNER#26



SANDY BEACH 417191
TANNER#20

TANNER LEATHERETTE

CONTENT	96% Polyvinyl Chloride, 4% Polyurethane
BACKING CONTENT	100% Polyester
ABRASION	Exceeds 500,000 Double Rubs
COLD CRACK	-40°C (-40°F)
TEAR STRENGTH	ASTM D2261: Wrap = 20lbs., Fill = 12lbs.
TENSIBLE STRENGTH	ASTM D5034: Wrap = 105lbs., Fill = 74lbs.
UV/LIGHT CELERITY	AATCC16 Class 4.5
ELONGATION	ASTM D5034: Wrap = 23.4%, Fill = 38.1%
FIRE RETARDANCY*	CAL 117 – Sec. E, MVSS302, NFPA 260 Class 1, UFAC Class 1
WEIGHT	21.18 Ounces per Linear Yard 14.12 Ounces per Square Yard
WIDTH	54 inches (137 cm)
ROLL SIZE	30 yards
CLEANING INSTRUCTIONS	Wipe with a soft cloth, with cold water and a mild soap. Dry immediately.



*This term and any corresponding date refer to typical performance in the specific tests indicated and should not be construed to imply the behavior of this or any other material under actual fire conditions. This information is offered for your general guidance only. It's accurate to the best of our knowledge and is not intended to relieve the user from its responsibility to investigate and understand other pertinent sources of information and to comply with all laws and procedures applicable to the safe handling and use of this material. Final determination of the suitability of any product for an application rests with the user.

LIMITED WARRANTY POLICY

Please note the following: The LIMITED WARRANTY strictly covers manufacturing and component defects of equipment, accessories and replacement parts. Non-transferable. Valid only for original purchaser. Shipping costs are not included. Other conditions may apply.

STRUCTURE

- WOOD: Two (2) years
- METAL: Two (2) years, Lifetime Limited Warranty on all welded metal components, except for the labor which is at 2 years

MOTOR

- ELECTRICAL MOTOR: Two (2) years
- HYDRAULIC COMPONENTS: Two (2) years
- REMOTE AND PEDAL: One (1) year

CUSHION


- PADDING: Three (3) years parts/labor
- SEWING: Three (3) years parts/labor
- UPHOLSTERY: Three (3) years parts/labor
- HEATING: Three (3) years parts/labor

Please consult Silhouet-Tone's Limited Warranty Policy for full details.

DESIGNED AND MANUFACTURED IN CANADA
SERVICE ASSISTANCE AND REPAIR ANYWHERE IN NORTH AMERICA

furniture NEWSTREAM

by SILHOUET-TONE®



CONTACT US

SILHOUET-TONE CORPORATION

2185 Michelin Street
Laval, Québec H7L 5B8 Canada
Phone: 450.687.9456 | 1.866.340.9456
Fax: 450.687.5155
info@silhouettone.com

SILHOUET-TONE (U.S.A.)

7227 NW 54th ST
Miami, Florida 33166
Phone: 1.800.552.0418
stusa@silhouettone.com

SILHOUET-TONE (EUROPE) S.A.

9, route Suisse, CH-1295-Mies, Suisse
Phone: +41.22.775.15.60
Fax: +41.22.775.15.67
ste@silhouet-tone.com

SILHOUET-TONE FRANCE Sarl

14, avenue du Dr Palluel
74160 St-Julien-en-Genevois, France
Phone: +04.50.49.45.32
Fax: +41.22.775.15.67
stf@silhouet-tone.com


SILHOUET-TONE.com

Electrical systems: RU®

- ELITE Platinum
- ELITE MD100
- SPAONE
- ESCAPE
- LAGUNA Mist
- LAGUNA Flex
- LAGUNA Sand
- ETNA



The following electrical systems: RU®

Motors for the head, foot and backrest: TÜV

Motor columns that raise and lower the tables: UL® et CE

- NEVADA PREMIUM



Code: 422173 rev. 13

All rights reserved. No part of this work covered by the copyright hereon may be reproduced or used in any form or by any means – graphic, electronic, or mechanical, including photocopying, recording, taping, or information storage and retrieval systems – without permission of the company Silhouet-Tone Corporation.

© Silhouet-Tone Corporation 2023

20200204

