



24VDC

EVA.8



ROAD BARRIERS

control unit with integrated receiver and absolute encoder
 built-in battery charger
 external release
 2 standard 480 mm springs and one 364 mm spring included



for passages up to 8 m



CONTROL UNITS:

EVA.8 ————— CP,EVA

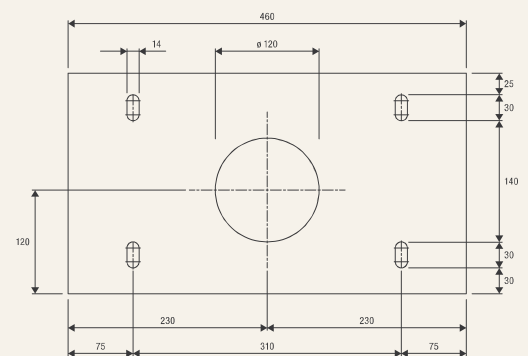
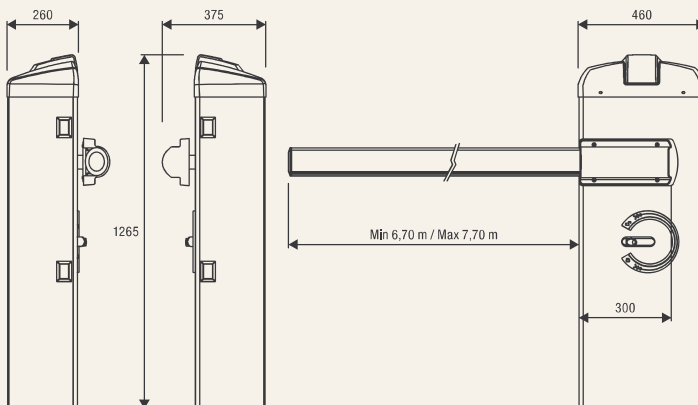
169




24 Vdc | intensive use

- 24 Vdc electromechanical barrier for intensive use with control unit with integrated receiver, battery charger and extended range switching power supply from 100 to 250 VAC, 50/60 Hz
- Integrated absolute encoder, which ensures greater precision in slowdowns and advanced control of the boom movement so that it never loses the reference position of the boom even if there is a power cut or the automatic device is released
- Integrated STC System for precise torque calculation
- Easy installation and possibility of quick connection for operation of opposed barriers, thanks to the SIS accessory board
- Reduced energy use on stand-by
- Possibility to install FTC.S photocells using concealed system so that they are perfectly integrated
- Integrated flashing lamp (requires EVA.LAMP accessory)

Foundation plate not included



VE.P650

**EVA8.A2**

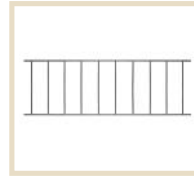
Painted elliptical aluminium arm complete with cap, profile in shock-proof rubber (L= 8m). Available only in the cut version equipped with 2 joints.

**VE.P650**

Foundation plate with coach screws.

**VE.AM**

Mobile support for arms.

**VE.RAST**

Aluminium rack L= 2 m. H= 60 cm

**EVA.AF**

Painted fixed support.

**EVA.L8**

Set of lights for rods. L = 11 m.

**EVA.LAMP**

Circuit for flashing light.

**EVA.SUP**

Support for EVA internal accessories.

**VE.CS**

Traffic-light control unit for LED.TL.

**LED.TL**

2 light 230 Vac LED traffic light.

**SIS**

Quick connection electronic board that allows synchronised movement of 2 automation devices (opposed barriers). One board for each motor is necessary.

**DA.2S**

Electronic board that allows synchronised movement of 2 automation devices (opposed barriers).

**VE.KM1HN**

Single channel loop detector.

**VE.KM2HN**

Two channels loop detector.

**FTC.S**

24 Vac/dc surface mounting photocell. It is possible to synchronise up to 4 pairs of photocells.

**EVA.CAT7**

Set of 20 adhesive refractor strips.

BAR LENGTH	ACCESSORIES FOR USE
8 m	---
7 m	VE.RAST
	SC.RES
	VE.RAST + VE.AM
	SC.RES + VE.AM

Attention: The installation of the VE.RAST interferes with the use of the SC.RES and vice versa. The installation of the EVA.L8 lights kit does not influence the balancing of the bar.

TECHNICAL DATA	EVA.8
Power supply	100 ÷ 250 Vac (50-60Hz)
Motor supply	24 Vdc
Max absorbed current	1.6 A
Power consumption in stand-by	40 mA
Torque	285 Nm
Opening time	3,5" ÷ 6"
Duty cycle	intensive use
Protection level	IP44
Operating temperature	-20°C /+50°C
Weight	82 kg
Items no. per pallet	6