

PHILIPS

RESPIRONICS

DreamWisp

A photograph of a man and a woman sleeping in a bed. The man in the foreground is wearing a white DreamWisp CPAP mask. The woman is in the background, also sleeping. The scene is dimly lit, suggesting a bedroom at night.

Comfort
with every turn

Comfort with every turn

Introducing DreamWisp minimal contact mask from Philips Respironics, the #1 sleep therapy* brand† of U.S. sleep physicians. DreamWisp helps your patients sleep comfortably with every turn because it marries the freedom of DreamWear's revolutionary, top-of-the-head tube design with the seal of Wisp's minimal contact nasal cushion.

Now, you can provide your patients with an innovative solution that lets them sleep how they want without having restrictive tubing on the face. DreamWisp's design directs airflow through the frame so patients can sleep comfortably, and the tubing connection at the top of the head allows patients to sleep in any position they want – on their stomach, side or back.

Benefits of DreamWisp

- Tubing at the top-of-the-head allows patients to sleep in any position they want
- Airflow through the mask frame allows patients to sleep comfortably
- Minimal contact nasal cushion provides comfort and seal
- Four-point headgear provides stability





DreamWisp

Silicone frame

Light, flexible material designed for comfort

In-frame airflow

Unique design allows airflow through the frame to help patients sleep comfortably in any position


Four-point headgear

Provides exceptional fit and stability

Magnetic clips

For easy assembly and release





**Top-of-the-head
tube connection**


Provides freedom of
movement throughout
the night

Open field of vision

Wear glasses, read
and watch TV

**Minimal contact nasal
cushion design**

For exceptional fit
and comfort



See what clinicians are saying about **DreamWisp**

97% of clinicians said they would recommend DreamWisp to another clinician, while 73% would recommend ResMed AirFit N20*

97% of clinicians said they would recommend DreamWisp to a patient, while 73% would recommend ResMed AirFit N20*

Clinicians are more satisfied with the seal of DreamWisp than they are with seal of ResMed AirFit N20*

Clinicians were more satisfied with identifying the correct size with DreamWisp than with ResMed AirFit N20*

87% of clinicians said the DreamWisp mask fits better than ResMed AirFit N20*

*April 2018 Clinician ease of use trial, n = 30 compared masks included ResMed Airfit N20 and PRI DreamWisp





DreamWisp patient fitting guide

Follow the instructions to get started fitting the DreamWisp mask



1 Select the cushion that fits the width of the nose without blocking the nostrils. The top of the cushion may sit between the bridge and the tip of the nose. There are five cushion sizes available: petite, small, medium, large, extra-large



2 Unclasp one or both of the magnetic clips from the magnetic clip receiver.



3 Pull the headgear over the top of the head.



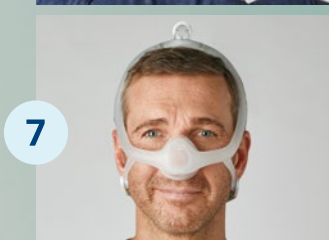
4 Place the cushion over the nose.



5 Clasp the magnetic clips to the magnetic clips receivers.



6 To adjust the headgear, peel the bottom headgear tabs away from the fabric. Evenly adjust the length of the straps. Press the tabs back against the fabric to reattach. Repeat this step with the top straps.



7 Position the mask until it fits comfortably. When finished, the elbow should rest at the top of the head. The cushion should rest comfortably on the face without blocking the nostrils.

Note: Please read the Instructions for use for further fitting information.

Ordering information

DreamWisp nasal mask with medium connector fitpak configurations	Part number
DreamWisp with headgear, small, medium and large cushions	1137916
DreamWisp without headgear, small, medium and large cushions	1137918
DreamWisp nasal mask without headgear with medium connector	Part number
Petite DreamWisp cushion	1137922
Small DreamWisp cushion	1137923
Medium DreamWisp cushion	1137924
Large DreamWisp cushion	1137925
Extra large DreamWisp cushion	1137926
DreamWisp nasal mask with headgear with medium connector	Part number
Petite DreamWisp cushion	1137932
Small DreamWisp cushion	1137933
Medium DreamWisp cushion	1137934
Large DreamWisp cushion	1137935
Extra large DreamWisp cushion	1137936
DreamWisp nasal mask cushions	Part number
Petite DreamWisp cushion	1137956
Small DreamWisp cushion	1137957
Medium DreamWisp cushion	1137958
Large DreamWisp cushion	1137959
Extra large DreamWisp cushion	1137960
Replacement parts	Part number
DreamWisp small connector	1137961
DreamWisp medium connector	1137962
DreamWisp large connector	1137963
DreamWisp headgear	1137964
DreamWisp large headgear	1137965
DreamWisp RS headgear	1137966
DreamWisp sizing gauge	1137967
DreamWisp fabric wraps	1137968
DreamWisp magnetic clips	1120434
DreamWisp frame faceplate	1137970
DreamWisp EE elbow	1116748

Learn more

For more information, call 1 800 345 6443
or visit www.philips.com/dreamwisp.





© 2019 Koninklijke Philips N.V. All rights reserved.
Specifications are subject to change without notice.

www.philips.com/respironics

Caution: U.S. federal law restricts these devices to
sale by or on the order of a physician.

RRDPGH TM 3/4/19 MCI 4108493 PN 1140629
1010 Murry Ridge Lane, Murrysville, PA 15668
800 345 6443 • 724 387 4000