

Technical data model CPV/CPVF

Model	EAN-No. 4025092* 4053981**	Capacity in kg/ number of chain falls	Chain dimensions d x p mm	Classification FEM/ISO	Lifting speed main lift m/min	Lifting speed fine lift m/min	Hoist motor kW	Motor rating ED %	Weight ¹ suspension lug kg	Weight ¹ push trolley ² kg	Weight ¹ electric trolley ³ kg
CPV 2-8	–	250/1	4x12.2	1 Am/M4	8	–	0.37	50	on request	on request	on request
CPVF 2-8	**874067	250/1	4x12.2	1 Am/M4	8	2	0.37/0.09	33/17	19	28	33
CPVF 2-18	*925341	250/1	5x15.1	1 Am/M4	18	4.5	0.75/0.18	33/17	27	42	50
CPV 5-4	–	500/2	4x12.2	1 Am/M4	4	–	0.37	50	on request	on request	on request
CPVF 5-4	**874074	500/2	4x12.2	1 Am/M4	4	1	0.37/0.09	33/17	19	28	33
CPV 5-8	*173766	500/1	5x15.1	1 Am/M4	8	–	0.75	50	26	41	49
CPVF 5-8	*173803	500/1	5x15.1	1 Am/M4	8	2	0.75/0.18	33/17	27	42	50
CPVF 5-18	*303729	500/1	7.1x20.5	1 Am/M4	18	4.5	1.5/0.37	33/17	59	78	85
CPV 10-4	*174473	1000/2	5x15.1	1 Am/M4	4	–	0.75	50	28	43	51
CPVF10-4	*174725	1000/2	5x15.1	1 Am/M4	4	1	0.75/0.18	33/17	29	44	52
CPV 10-8	*173797	1000/1	7.1x20.5	1 Am/M4	8	–	1.5	50	58	77	84
CPVF10-8	*173780	1000/1	7.1x20.5	1 Am/M4	8	2	1.5/0.37	33/17	59	78	85
CPV 20-4	*174480	2000/2	7.1x20.5	1 Am/M4	4	–	1.5	50	63	82	89
CPVF 20-4	*174459	2000/2	7.1x20.5	1 Am/M4	4	1	1.5/0.37	33/17	64	83	90

¹Weight at standard lift (3m). Other lifting heights on request.

²For trolleys type A and B: Additional weight for geared trolley (VTG): 2.5kg


³For electric trolley (VTE) with 2 speeds +2.0kg

Lifting speed CPV 10-8 at 230V, 1-phase, 50Hz = 4 m/min


Lifting speed CPV 20-4 at 230V, 1-phase, 50Hz = 2 m/min

INFO

Yale hoists and trolleys are not designed for passenger elevation applications and must not be used for this purpose.



Increased operating safety through 42V control voltage



Externally adjustable slip clutch



Integrated limit switch



Depicted suspension hook and chain container optionally available.

Option: radio remote control

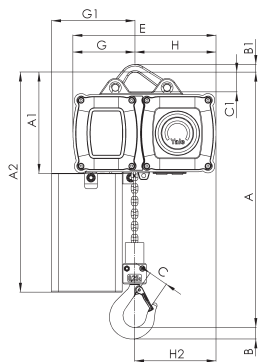
Technical data trolleys

Suitable for model	Capacity kg	Size	Beam flange width b mm	Beam flange thickness t max. mm	Curve radius min. m	Electric trolley travel speed m/min at 50Hz	Electric trolley motor kW at 50Hz
CPV/CPVF 2-8 up to CPVF 5-4	500	A	58 - 180	12	0.9	11 or 18	0.09
CPV/CPVF 2-8 up to CPVF 5-4	500	B	180 - 300	19	0.9	18 or 18	0.09
CPV 5-8 up to CPVF 10-4	1000	A	58 - 180	19	0.9	18 or 18/4.5	0.18 or 0.18/0.06
CPV 5-8 up to CPVF 10-4	1000	B	180 - 300	19	0.9	18 or 18/4.5	0.18 or 0.18/0.06
CPV 10-8 up to CPVF 20-4	2000	A	58 - 180	19	1.15	18 or 18/4.5	0.18 or 0.18/0.06
CPV 10-8 up to CPVF 20-4	2000	B	180 - 300	19	1.15	18 or 18/4.5	0.18 or 0.18/0.06

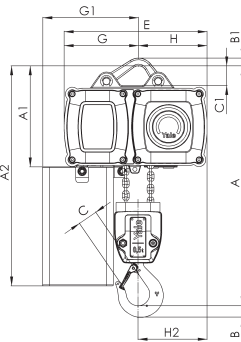
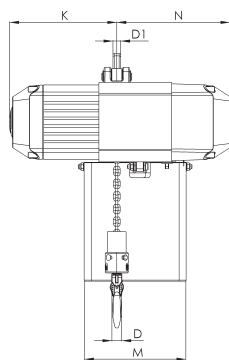
Dimensions model CPV/CPVF

Model	CPV 2-8/ CPVF 2-8	CPV 5-4/ CPVF 5-4	CPVF 2-18 CPV/CPVF 5-8	CPV/CPVF 10-4	CPVF 5-18 CPV/CPVF 10-8	CPV/CPVF 20-4
A, mm	357/327	357/327	357	430	431	528
A1, mm	196/163	196/163	196	196	234	234
A2 (Size I), mm	476/343	476/343	476	476	564	564
A2 (Size II), mm	526/413	526/413	526	526	644	644
A2 (Size III), mm	606/483	606/483	606	606	734	734
A2 (Size IV), mm	798/553	798/553	798	798	934	934
B, mm	22/23	22/23	22	29	29	37
B1, mm	15/12	15/12	15	15	20	20
C, mm	29/30	29/30	29	35	35	40
C1, mm	38/30	38/30	38	38	45	45
C2, mm	105	105	105	105	154	154
D, mm	15/16	15/16	15	21	21	26
D1, mm	15/12	15/12	15	15	15	15
E, mm	277/205	277/205	277	277	326	326
G, mm	120/102	120/102	120	144	140	173
G1 (Size I), mm	142/124	142/124	142	166	175	208
G1 (Size II), mm	162/124	162/124	162	186	175	208
G1 (Size III), mm	162/124	162/124	162	186	175	208
G1 (Size IV), mm	162/124	162/124	162	186	175	208
H, mm	157/99	157/99	157	133	186	154
H2, mm	158/92	158/92	158	158	186	186
K, mm	208/215	208/215	208	208	285	285
M (Size I), mm	162/157	162/157	162	162	209	209
M (Size II), mm	197/157	197/157	197	197	209	209
M (Size III), mm	197/157	197/157	197	197	209	209
M (Size IV), mm	197/157	197/157	197	197	209	209
N ¹ , mm	219/159	219/159	219	219	274	274

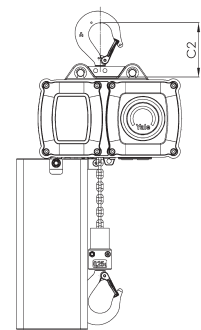
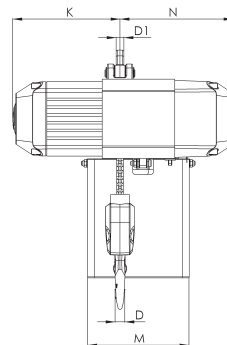
¹for 230V, 1-phase, 50Hz: +35mm



Model CPV/CPVF
with suspension lug, 250 - 1000kg, single fall



Model CPV/CPVF
with suspension lug, 500 - 2000kg, double fall



Model CPV/CPVF
with suspension hook,
250 - 2000kg