



Maca Cart (Solid Unit)

TIMBERMILL HIRE ITEM SPEC SHEET

This version last Updated: January 24, 2025

For further information regarding any of our rental products please refer to the product listing on the website or get in touch with the team.

www.timbermill.com.au
hello@timbermill.com.au

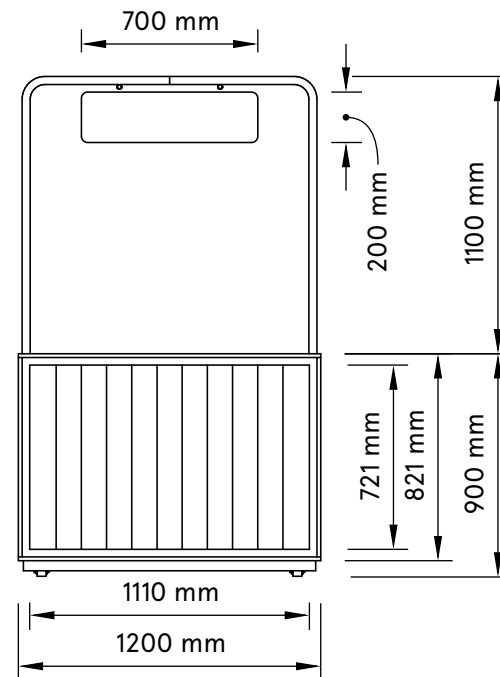
Important Notes!

Please note, all items are handcrafted and will always have some kind of slight variation and you will need to allow for tolerance if getting any signage or similar created off these dimensions.

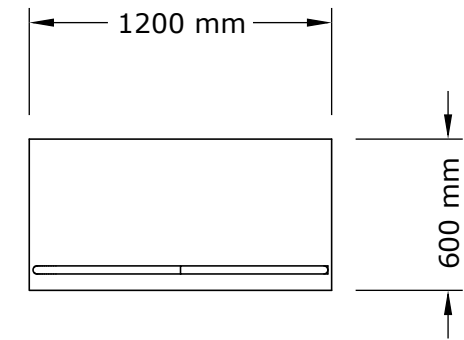
Timbermill holds no responsibility for anything created based off these dimensions.

[This is not a construction drawing.](#)

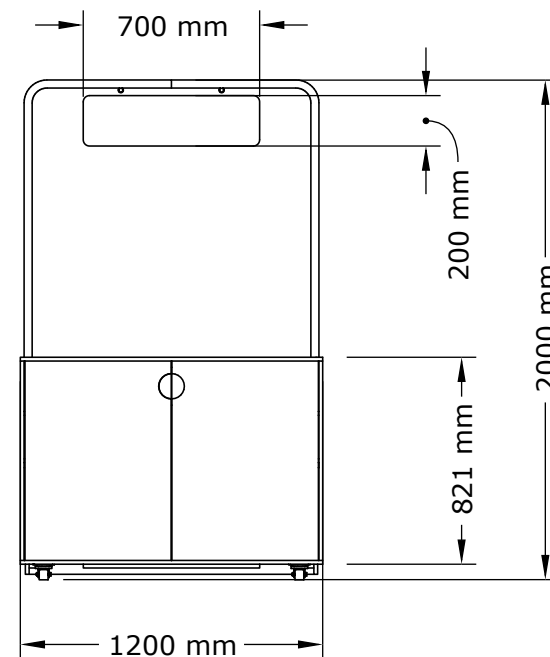
FRONT VIEW



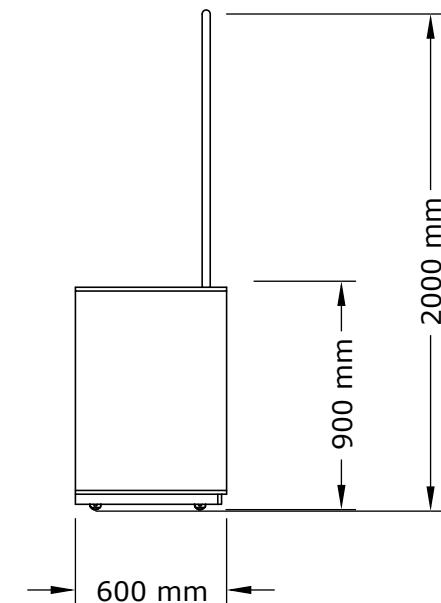
TOP VIEW



BACK VIEW



SIDE VIEW



DETAILED NOTES OR VIEWS - IF APPLICABLE

- For any items with a top sign piece dimensions are noted above but we are able to provide a template on request to ensure radius corners etc are in correct locations.
- If applying signage to this bar we recommend using a printed or vinyl'ed PVC or ACP panel; this is due to the timber finish, or paneling.
- We recommend 3M tabs for fixing these panels on to the bar to avoid damage to the timber finish.
- We can assist in organising these sign panels directly for you, get in touch with us for further information.