


DIRECT TO RUST

Metal Paint

Smooth Finish

A glossy, smooth finish for a flawless high sheen.



Black*



Dark Blue*




Copper*



Gold*



Yellow*



Silver*



Blue*



Dark Green*



Red*



White*




*Available in aerosol

DIRECT TO GALVANISED

Metal Paint

Smooth Finish

A glossy, smooth finish for a flawless high sheen.



Black



Silver



Blue



Dark Green



Copper



White



DIRECT TO RUST Metal Paint

HAMMERED

A subtle hammered effect which is glossy and smooth to the touch with a metallic sheen.


- Colours: Black, Silver, Dark Green, Gold, Copper, Blue, Red, White



SMOOTH

A glossy, smooth finish for a flawless high sheen.


- Colours: Black, Silver, Dark Blue, Blue, Copper, Dark Green, Red, Gold, Yellow, White



SATIN

A satin sheen finish for a more subtle effect.

- Colours: Black, White



DIRECT TO GALVANISED Metal Paint

SMOOTH

A glossy, smooth finish for a flawless high sheen.

- Colours: Black, Silver, White, Dark Green, Blue, Copper




PREPARATION/CLEANING UP

For optimum performance of Hammerite Metal Paint use...

SPECIAL METALS PRIMER

For use when metal surface is iron or steel. Promotes adhesion of Hammerite Metal paint on galvanised, stainless steel and all non-ferrous metal surfaces including aluminium, chrome, brass and copper.

- Only one coat required
- Repaintable after 2 hours
- Colour: Red



No.1 RUSTBEATER

A self-levelling primer ideal for large and heavily pitted areas of rust.

- Apply directly onto rusty surfaces
- Topcoat can be applied after 4 hours
- Colour: Beige



BRUSH CLEANER & THINNERS

Ideal for cleaning brushes and painting equipment.



Hammerite and No.1 Rust Beater are registered trademarks of AkzoNobel © 2010

HOBECA

Distributed in New Zealand by Hobeca Trading Co Ltd. For contact details see
www.hobeca.co.nz / www.hammerite.co.nz

Hammerite and No.1 Rust Beater are registered trademarks of AkzoNobel © 2010



The Guide to Total Metal Care

HAMMERITE

Apply directly onto metal.

Unlike conventional metal paint, **Hammerite** Metal Paints can be applied directly onto metal without using a primer and undercoat first. For metal that rusts like iron and steel, use **DIRECT TO RUST METAL PAINT**.

For non-rusting metal such as galvanised steel, copper & brass use **DIRECT TO GALVANISED METAL PAINT**.

It's as easy as that. **Hammerite Metal Paints** require minimal surface preparation before application and offer long lasting protection and a great looking finish for metal.

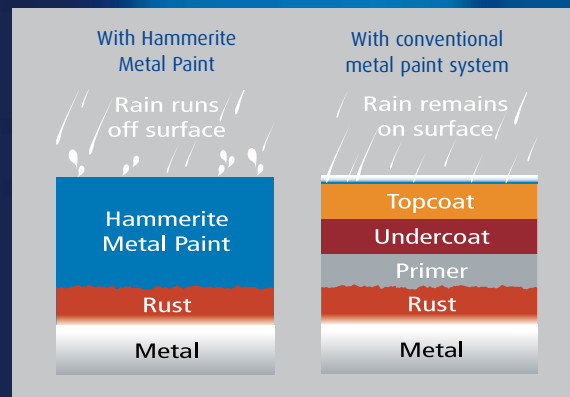
**NO PRIMER
OR UNDERCOAT
REQUIRED**

Why buy 3 tins when one will do?



Hammerite Metal Paints are specially formulated to form a tough barrier that resists knocks and scrapes maintaining a beautiful finish for longer.

**WATER RESISTANT • SEALS OUT MOISTURE
RAINPROOF IN 2 HOURS**



**SAG RESISTANT • EASY TO APPLY
QUICK DRYING**

**DIRECT TO
RUST**



**1 COAT APPLICATION
FOR IRON OR STEEL**

**DIRECT TO
GALVANISED**



**1 COAT APPLICATION
FOR GALVANISED STEEL
& ALUMINIUM**

HAMMERITE'S EASY GUIDE TO METAL

Hammerite can be applied to all kinds of metal:


METAL THAT RUSTS

HAMMERITE DIRECT TO RUST METAL PAINT is specially formulated to be applied directly onto new, old or previously painted iron or steel.



METAL THAT DOES NOT RUST

HAMMERITE DIRECT TO GALVANISED METAL PAINT is specially formulated to be applied directly onto non-rusting metal, such as aluminium, copper, brass and zinc.



How to apply Hammerite metal paint in 2 easy steps...



Remove any loose rust or flaking paint if present with a wire brush. If painting new galvanised steel, abrade with coarse sandpaper. Wash with dilute detergent to remove dirt and grease and allow to dry.



Apply either **Hammerite** Direct to Galvanised Metal Paint or **Hammerite** Direct to Rust Metal Paint depending on type of metal. No need to use a primer. Please refer to instructions on pack.



WHERE TO USE

Outside...



Hammerite Direct to Rust Metal Paint is perfect for enhancing and protecting all kinds of exterior metal including gates, railings, metal drainpipes and guttering and outdoor lamps.



Railing: Smooth Black



Gate: Smooth Black



Wall Lamp: Hammered Dark Green



Balcony: Smooth Blue

WHERE TO USE

in the garden...



Hammerite Direct to Rust Metal Paint is ideal for transforming the look of your garden metal. Why not try a decorative Hammered or Satin Finish...



Table & chair: Satin Black



Chairs: Smooth Dark Green and Smooth White



Planter: Smooth Dark Green



Bench: Hammered Dark Green

WHERE TO USE

At home...

Hammerite Metal Paint is not just for use outside the home. Specially formulated using advanced silicone technology, Hammerite Metal Paint forms a super tough barrier that seals out moisture, making it ideal for use in bathrooms and kitchens. It gives long lasting protection and is resistant to knocks and scratches.



Bed Frame: Satin White



Slipper Bath: Smooth Blue and Smooth White
Towel Rail: Smooth Silver



Stair Rail: Smooth Black



Radiator: Smooth White

WHERE TO USE


Garage...

Hammerite Direct to Rust Metal Paint's advanced corrosion resistance and quick drying capabilities make it ideal for metal in and around the garage.

It is often used on bicycles, trailers, inside car boots, under bonnets and on garage doors.



Wall Lamp: Hammered Dark Green



Garage Door: Smooth Green



Trailer: Smooth Silver




Garage Door: Smooth Red

Hammerite Direct to Rust Metal Paint Hammered Finish

A subtle hammered effect which is glossy and smooth to the touch with a metallic sheen.



Black*



White*



Silver*



Blue



Red



Gold



Dark Green




Copper




Hammerite Direct to Rust Metal Paint Satin Finish

A satin sheen finish for a more subtle effect.



Black*



White



*Available in aerosol