














Windows Tablets – Truck Mount

		Datalogic		Honeywell			
		Rhino II	SH15 BLACKLINE / SH21 BLACKLINE	Thor VM1	Thor CV31	Thor CV32	Thor VM3
							
Operating System		Windows Embedded Compact 7, Windows Embedded 7 or Windows 10 IoT Enterprise, Android 7.1 Nougat	Windows Embedded Standard 7 or Windows 10 IoT Enterprise	Windows CE 6.0, Windows Standard 2009 (WES 2009)	Windows Embedded Compact 7	Windows Embedded Compact 7	Windows Embedded Compact 7 (WEC 7), Windows Embedded Standard 7 (WES 7), Windows 7 (Win 7), Windows 10 IoT Enterprise (Win 10 Industry)
Processor		Freescale NXP ARM Quad Core: 1 GHz (WEC7 Standard models/ Android 7.1); 800 MHz (WEC7 Freezer models); Intel Atom E3826 Dual Core 1.46 GHz (Win7/10)	Intel Atom E3845 Quad Core 1.91 GHz; Intel i5-5350U Dual Core 1.8 GHz	Intel® Atom Z530 1.6GHz	Texas Instruments 1.5 GHz OMAP 4470 dual-core	Texas Instruments 1.5 GHz OMAP 4470 dual-core	Intel® Atom E3826 @ 1.5 GHz
Memory	RAM	WEC7: 1 GB; Win7/10: 4 GB; Android 7.1: 2 GB	4 GB (Quad Core); 16 GB (i5)	1GB	1GB	1GB	4GB DDR3
	ROM	WEC7: 32 GB SDHC; Android 7.1: 8 GB eMMC; Win7/10: 32 GB CFast SSD	Win7/10: 32 GB CFast SSD		16GB Flash	16GB Flash	Supports 4GB mSATA
SD Slot		CFast for SSD (Win 7/Win 10). SD Card slot for SDHC card (WEC7)	1x Mini-PCIe, half or full size slot (full size used for Wi-Fi); 1x CFast for SSD (Win 7/Win 10)	1GB and 4 GB	MicroSD for cards up to 32GB	MicroSD for cards up to 32GB	1x USB 2.0
Drop Spec		Class 5M3 at EN 60721-3-5: 1998 (landcrafts)	Class 5M3 at EN 60721-3-5: 1998 (landcrafts)	N/A		MIL-STD-810G, Method 516.5	MIL-STD-810g-4.6.6 V-Crash Hazard Shock Test
Ingress Protection		IP65/IP67	IP65/IP67	IP66	IP66	IP66	IP66
WLAN		802.11 a/b/g/n, CCX v4	802.11a/b/g/n	802.11a/b/g/n	802.11a/b/g/n	802.11a/b/g/n; Wi-Fi; Cisco CCXv4 certified	802.1X (EAP) types
PAN		BT 4.0	BT 4.0	2.0+EDR standard	BT2.1+EDR	BT 1.5 v2.1 + EDR	802.11 a/b/g/n
WWAN				GSM/GPRS/EDGE			LTE/UMTS/HSPA+/ GSM/GPRS/EDGE/ EV-DO Rev A/1xRTT
GPS		No	No	Yes	No	No	Integrated
Imager		No	No	None	None	None	None
Camera		No	No	No	No	No	No
Keypads		Resistive, 4 Wire (WEC7/Freezer model only); Capacitive (all OS)	Multi-Touch	QWERTY and function	Resistive touch	Touchscreen	Touchscreen
Batteries		Choice of 12 VDC; 24/48 VDC isolated internal power supplies	Optional 2,500 mAh @ 10.8 VDC; 27 Wh. Power: SH15 Blackline: Choice of 12-48 VDC isolated or 110/230 VAC; 60/120W internal power supplies SH21 Blackline: 110/230 VAC 60/120 W internal	Li-ION	12V DC input	12V DC input standard; Integrated Li-ion maintenance UPS	10 to 60 VDC isolated, Optional external converters. Li-Ion integrated
Dimensions (mm)		10": 278 x 223 x 64. 12": 324 x 251 x 71.	SH15: 380 x 305 x 67. SH21: 555 x 360 x 84	268 x 214 x 43	176.5 x 189.2 x 56	176.5 x 189.2 x 56	318 x 260 x 62
Weight		3.4 Kg (10" Freezer Models); 3.6 Kg (10" Standard Models); 4.7 Kg (12" Standard Models)	SH15 Blackline: 6.5 kg. SH21 Blackline: 10.8 kg	2.1kg	12V: 1.51 kg, 9-36V: 1.65 kg	1.51 kg	3.0 kg
Display		10.4" or 12.1"	SH15 Blackline: 15". SH21 21" Colour TFT	8" WVGA	6.5" VGA	16.5 cm VGA	12.1" XGA
RFID					No	No	No
Connectors		Ethernet 10/100/1000 Mbps; RJ45; USB: 2 x USB 2.0 Type A (bottom). USB 3.0 Type A (bottom) [Win7/10 only]. USB 2.0 Type A (top). Serial: 2 x RS-232 (bottom); COM1: 5V on pin 9; COM2: 5/12 V on pin 9.	2 x RS-232, COM1, COM2, 5/12 VDC available for scanner. 1 x USB 3.0, 2 x USB 2.0. Ethernet 10/100/1000 MBit/s. 1 x USB, 1 x SDHC. 1 x CFast base. 1x Mini-PCIe, half or full size. 1x CFast for SSD.	2x USB, 1 x client, 2x RS-232 COM, 1x CAN-bus RF Antenna for WiFi (2), WWAN (1) & GPS (1)	2x Serial (DB9); 2x USB 2.0; 1x USB; 1x Ethernet 10/100 (RJ45)	2x DB9; 2x USB; 1x USB; 1x Ethernet 10/100 (RJ45)	1x USB 2.0; 2x RS-232 COM; 1x CAN-bus; 1x Headset; DC input & ignition control; RF Antenna for WiFi (2), Opt RF Ports for WWAN (2) & GPS (1);

Windows Tablets – Truck Mount

		Intermec		Zebra			Panasonic	
		CV41	CV61	VC80	VC6000	VC70N0	8525 G2	CF-U1
								
Operating System		Windows CE 6.0	Windows 7 Pro or Windows XP Pro	Windows Standard 7, 7 Pro, 10 ready	Windows Mobile 6.1	Windows Compact 7 (WEC 7)	Windows CE 5.0	Windows Vista. Windows XP Pro (SP2)
Processor		Intel Atom @ 1.6GHz	Intel® Atom D425 1.8GHz	Intel E3825 Dual or E3845 Quad	PXA270 @ 624MHz	TI OM AP 4430, Dual Core @1GHz	PXA270 @ 520MHz	Intel Atom @ 1.33GHz
Memory	RAM	1GB SD RAM*	3GB DDR2	2GB or 4GB	128MB	512MB SDR AM and 2GB Flash	128MB	1GB
	ROM	* 1 GB Flash User installable expansion slot supports additional 1 GB or 4 GB SD card		32 or 64GB	256MB		64MB	16GB Solid State with optional 32GB SS Drive
SD Slot			SD Standard	mSATA SSD: 32 or 64 GB	SD Standard	Micro SD up to 32GB SDH C Class 10	SD Standard CF & PCMCIA	SD Standard
Drop Spec		N/A	MIL STD 810F	MIL STD 810G	N/A		N/A	6ft
Ingress Protection		IP66	IP66	IP66	IP64	IP66	IP66	IP65
WLAN		802.11 a/b/g	802.11a/b/g/n	802.11a/b/g/n/ac 2x2 MIMO	802.11 a/b/g	IEEE 802.11a/b/g/n	802.11b/g	802.11 a/b/g/n
PAN		BT v2.0 + EDR	2.0+EDR Class 1.5	V2.1 + EDR (Windows 7/10). V4.0 Smart Ready (Windows 10)	BT v2.0 + EDR	BT 2.1 + EDR	BT v2.0	BT v2.0 + EDR
WWAN		No	No	No	HSDPA - 3.5G		None	HSDPA - 3.5G
GPS		Optional	No	Optional	Yes		None	Yes
Imager		None	Tethered serisi, USB bar code, RFID reader, Bluetooth	Scanners connected via USB, RS-232 or Bluetooth	Tethered or Bluetooth NOT integrated	None	Tethered or Bluetooth NOT integrated	1D & 2D Barcode Imager
Camera				None	None	None	None	2MP
Keypads		QWERTY	Touchscreen	Resistive touch	QWERTY	3 keyboards, all backlit with IP66	Numeric / QWERTY / AZERTY	61 Keyboard with user programmable keys
Batteries			Integrated 9-60 VDC isolated power supply	Internal 12-48V. Rechargeable UPS	N/A	Integrated	N/A	2900 mAh
Dimensions (mm)		21.4x26.8x4.3/6.6	274x343x84	104 x 93 x 90	235 x 242 x 49	291x225.4x60	269 x 299 x 100	149 x 182 x 55
Weight		2.1kg	5.2kg	3.9kg	2.2 Kg	4.3Kg	4.3 Kg	1.1 Kg
Display		8" LED backlit	12.1" XGA Touchscreen	10.4" color XGA	6.5" VGA Touchscreen	10.4 in. color XGA (1024 x 768) LCD	8.8" VGA Touch Screen	5.6" WSVGA Touchscreen
RFID		Yes		No	No	No	No	No
Connectors		1 x USB	2x USB, 2 x RS-232 COM, RJ45 Ethernet	2x RS-232 serial; 1x USB; 1x powered USB; 1 x 3.5 mm audio. Optional Ethernet (10/100/1000 Mbps) or isolated CAN port with SAE J1939 support	Serial - RS232, LAN (RJ45), 2 x USB Host, 1 x USB Client	2 x RS-232 serial, 2 x USB, 1 x USB OT G, CAN-Bus (J1939). 10/100Mbps Ethernet	Serial - RS232 2 x USB Host 1 x USB Client	1 x USB 2.0, LAN (RJ45) - Optional, Serial - Optional
Notes					Two Configs: Inside: BT & LAN. Outside: WAN, WLAN, BT & GPS. Supports Vehicle Telemetry		Freezer Spec (-300C) Optional Internal & External WLAN antennas	Optional: MSR Reader SMART Card Reader Finger Print Reader

For further information contact us at: **t:** 01928 718800 **email:** helen.jones@spiritdatacapture.co.uk **www:** www.spiritdatacapture.com