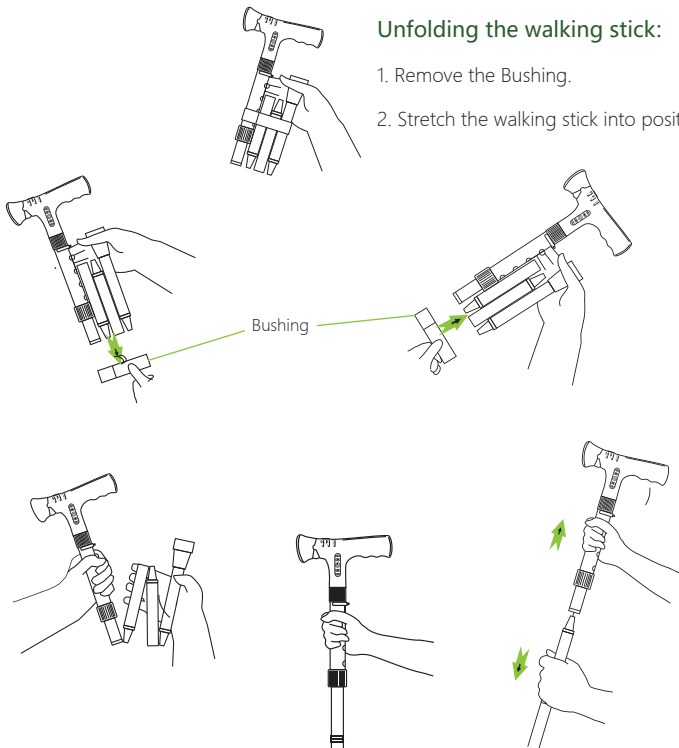


Smart Folding Walking Stick

Unfolding the walking stick:

1. Remove the Bushing.
2. Stretch the walking stick into position.




Folding the walking stick:

1. Pull the tubing from the intersection.
2. Fold the tubing into position.
3. Insert the Bushing into position.

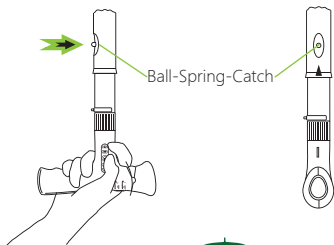


Smart Umbrella Walking Stick



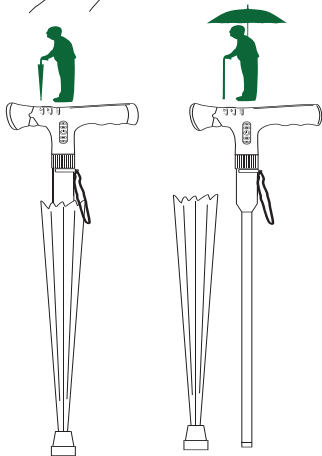
Opening the Umbrella:

1. Loosen the Velcro strap and slide the sleeve towards the umbrella tip.
2. Hold the umbrella handle with one hand and the other on the walking stick handle. Push the umbrella handle forward to open the umbrella fully.



Detaching the walking stick from the umbrella:

1. Press the Ball-Spring-Catch.
2. Pull the walking stick handle away from the umbrella tubing.

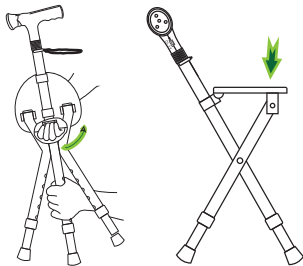


Locking the walking stick into the umbrella:

1. Insert the walking stick into the umbrella tubing.
2. Turn the walking stick till the Ball-Spring-Catch is fasten in position (Click).

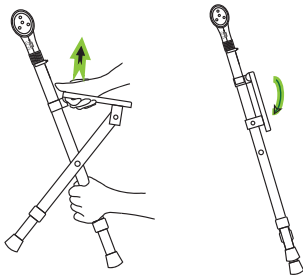


Smart Chair Walking Stick



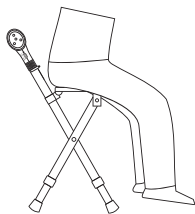
Unfolding Chair:

1. Use one hand to support the center tubing and the other to lift up the seat.
2. Level the chair into position on flat surface.

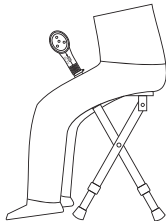


Folding Chair:

1. Use one hand to support the center tubing and the other to lift up the seat.
2. Push and fasten the seat into position with the center tubing.



Wrong Posture



Correct Posture

