

VB2

BIOETHANOL BURNER



ecosmart⁺
Fire

Whether an Edwardian, Federation, Art Deco or Art Nouveau fireplace, the VB2 has been designed to be easily integrated into existing fireplaces. The minimalist design mean you can easily convert an older style fireplace into a clean-burning bioethanol fire.

Dedicated Filling Point

A designated, inbuilt filling point to ensure the same procedures can be followed to decrease the likelihood of overfilling.

Accessory Exclusion Zone

Elevated lip around the burner mouth that stops accessories from sitting over the flame or blocking the shut off procedure. This raised lip includes air holes that allows air to flow smoothly around the fuel to achieve a better flame within the setting.

Fuel Efficiency

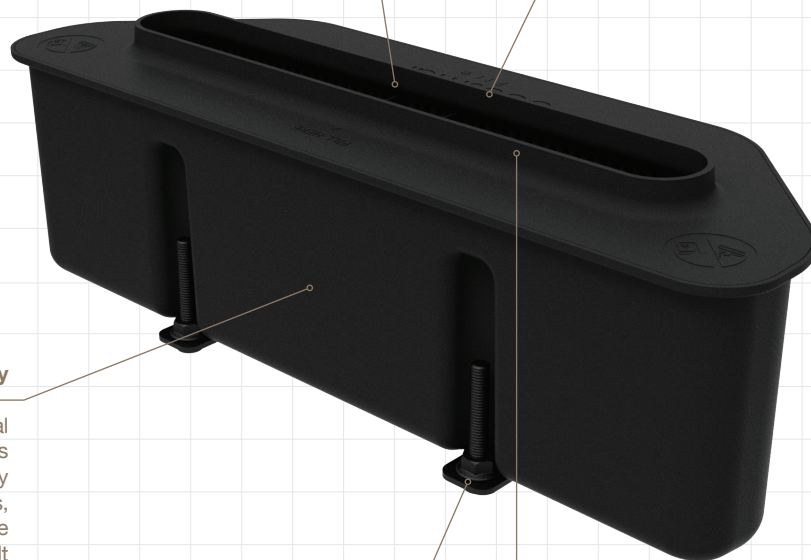
The burner has several layers of internal features that increases its efficiency including vertical baffles, aspiration vents and dense padding - all of which is built to last a lifetime.

Height Adjustable

Adjustable feet level and lift the burner to the best setting depending on the depth of the grill it's being placed within.

Dual Purpose Lid

A simple lid is used to extinguish the flame and cover the burner opening when it is not in use. This prevents dust from falling into the tank, leaving it clean and safe for use year round.



Included Accessories



Jerry Can



Lighting Rod + Lighter



Operations Manual

Optional Accessories




Black Glass Charcoal

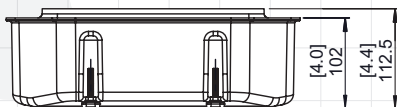


Plasma Fire Screen

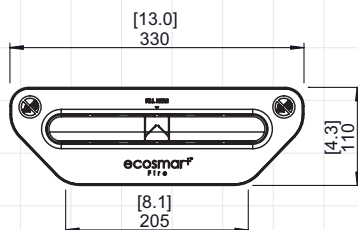
VB2



FRONT VIEW



TOP VIEW



SIDE VIEW



Not available in USA & Canada

Application	Indoor
Materials	Grade 304 Stainless Steel
Weight	1.8kg [4lbs]
Colour & SKU	 Black Powder-Coat ESF.1.B.VB2
Fuel Type	e-NRG Bioethanol

BURNER VENTILATION & EFFICIENCY*

Fuel Capacity	2 Litres [0.5 Gallons]
Heats on Average	Over 15 square metres [161 square feet]
Fuel Consumption	0.5 L/h [0.13 Gal/h]
Thermal Output Net (MAX)	7.24 MJ/h - 6,180 BTU/h - 2.5 kW
Burn Time	6 hours (approx)
Minimum Room Size	45 cubic metres [1589 cubic feet] per fireplace.
Optional Accessories	Plasma Fire Screen, Black Glass Charcoal

Read the manual carefully before operating the burner.

* The efficiency data outlined above is indicative only and may vary depending on the model purchased, weather conditions, installation and bioethanol used.

A size template is available to test the burner fits the setting.

FOR MORE INFORMATION PLEASE REFERENCE THE OPERATION & INSTALLATION MANUAL

Disclaimer: All product specifications and data are subject to change without notice and believed to be correct at the time of publication. MAD Design Group (MDG), its affiliates, agents, and employees, and all persons acting on its or their behalf (collectively, "MAD Design Group"), disclaim any and all liability for any errors, inaccuracies or incompleteness contained herein or in any other disclosure relating to any product. MDG disclaims any and all liability arising out of the use or application of any product described herein to the maximum extent permitted by law. The product specifications do not expand or otherwise modify MDG's terms and conditions of purchase, including but not limited to the warranty expressed therein, which apply to these products. No license, express or implied, by estoppel or otherwise, to any intellectual property rights is granted by this document or by any conduct of MDG. Customers using or selling MDG products not expressly indicated for use in such applications do so entirely at their own risk and agree to fully indemnify MDG for any damages arising or resulting from such use or sale. Please contact authorised personnel from MDG to obtain written terms and conditions regarding products designed for such applications. Images are indicative only.