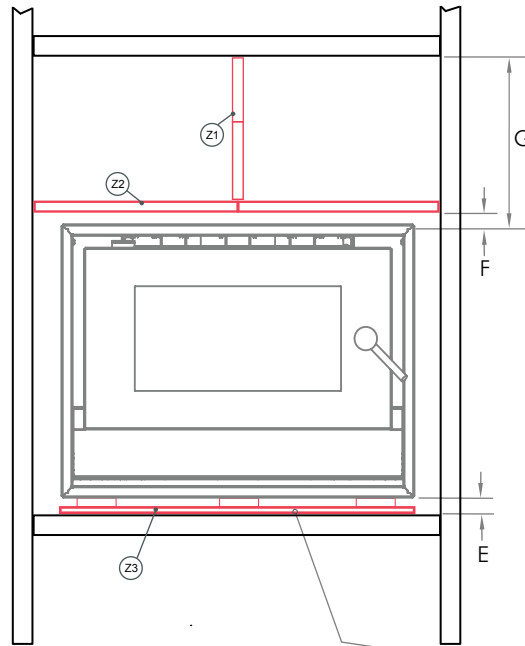
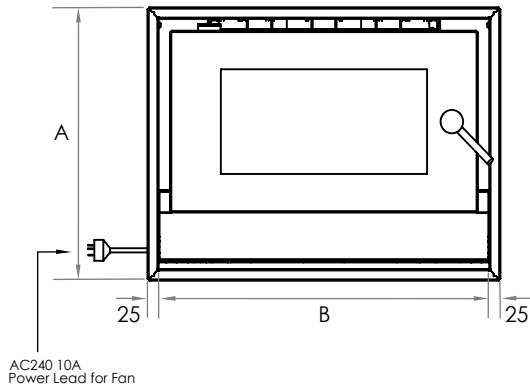
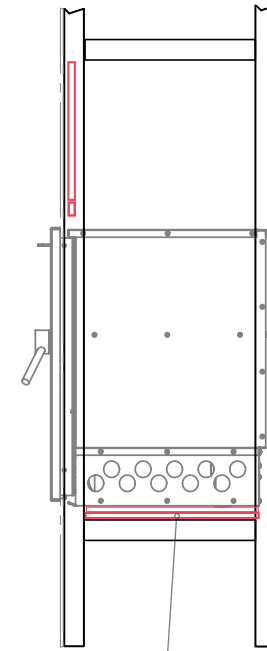
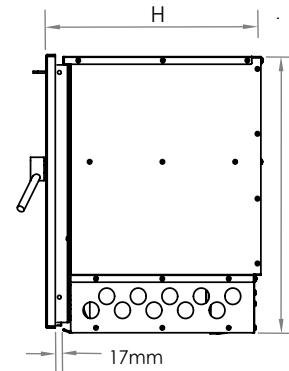


Heater (Front)



Heater (Right Side)



Hearth Requirements

Above 250mm from floor line
B520/B820 | 300mm (7.5mm Thickness)

Below 250mm from floor line

B520	400mm (15mm Thickness)
	300mm (115mm Brick)
B820	500mm (15mm Thickness)
	300mm (115mm Brick)

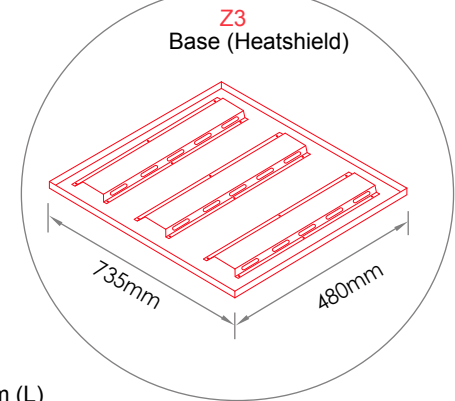
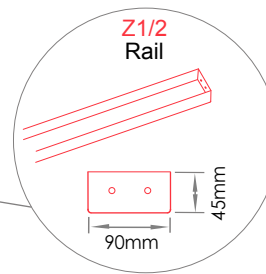
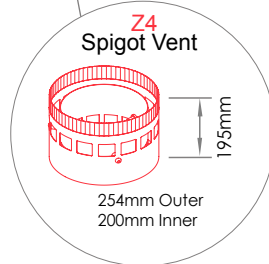
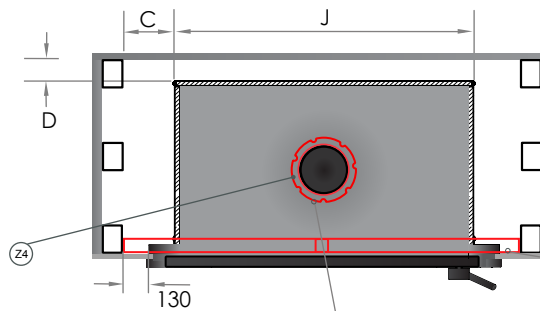
Facia Options

- 3 Side 50mm x 4.0mm Surround
- 3 Side 100mm x 4.0mm Surround
- 4 Side 50mm x 4.0mm Surround
- 4 Side 100mm x 4.0mm Surround

Measurements (mm)

	B520	B820	F	B520	B820
A	584	644	30	30	
B	734	828	670	670	
C	181	192	478	518	
D	40	40	J	648	748
E	40	40	K	590	650

Heater (Top)



Zero Kit Contents

- Z1 | Horizontal Rail : 2 of 735mm (L)
- Z2 | Vertical Rail : 2 of 735mm (L)
- Z3 | Base (Heatshield) : 1 of
- Z4 | Spigot Vent : 1 of

Disclaimer - This drawing is to be used as a guide only and that all building work is completed to the applicable standards and building codes
Pecan Engineering Pty Limited reserves the right to change or alter product specifications as required.
Copyright Pecan Engineering Pty Limited 2017 | Drawing is not to scale | Date 20/11/2017 Version 1.
PECAN ENGINEERING PTY. LTD. | 13 Acorn Road Dry Creek SA 5094