


COVERS **15,000** sq. ft.



Jonathan Green
QUALITY LAWN SINCE 1881

GREEN-UP

Lawn Food for Seeding & Sodding

APPLY ANYTIME
SEED OR SOD
IS USED

BUILDS
STRONG, HEARTY
ROOT SYSTEMS

FEEDS LAWN
FOR UP TO
2 MONTHS



**MAKES NEW SEED AND SOD...
GROW QUICKER AND THICKER!**

12-18-8
45 LBS. NET WEIGHT (20.41 Kg)



EARLY SPRING:
Apply Green-Up plus Crabgrass Preventer and MAG-I-CAL on the same day.

LATE SPRING:
Apply Green-Up Weed & Feed.

SUMMER:
Apply Love Your Soil to feed the soil and stimulate its biology.

FALL:
Apply Winter Survival to feed the lawn.

OPTIONAL APPLICATION:
If insects are a problem, apply Summer Survival Lawn Food & Insect Control anytime from June through August.

Ask for a FREE copy of our New American Lawn Guide or go to www.newamericanlawn.com

SEEDING AND SODDING YOUR LAWN

Jonathan Green Green-Up Lawn Food for Seeding & Sodding is formulated to get new grass seedlings off to a great start. It helps your lawn grow strong roots and grow faster and thicker when seeding, overseeding and laying sod. Controlled-Release Nitrogen feeds the grass plants for up to 8 weeks while humates enhance the nutrient efficiency, availability, and the exchange of plant nutrients from the soil.

DIRECTIONS

SUCCESSFUL SEEDING CAN BE ACCOMPLISHED IF THESE PROCEDURES ARE FOLLOWED FOR BOTH OVERSEEDING LAWN AND ESTABLISHING NEW LAWN OR SODDING.

- 1. PREPARATION:** Good seed-to-soil contact is very important in order to achieve good germination of the planted grass seed.
 - (a) Mow lawn before seeding.
 - (b) Rake dead grass and debris and loosen the soil. Add additional topsoil if needed. For larger areas, a rented thatching machine may be easier. Apply seed to the loosened soil and then lightly rake it into the ground. Do not bury the seed more than 1/4" deep.
- 2. Prior to seeding, apply these Jonathan Green products in any order, on the same day.**
 - Jonathan Green Green-Up for Seeding & Sodding**
Provides the nutrients necessary for new grass growth.
 - Jonathan Green MAG-I-CAL for soil pH adjustment**
Provides calcium - an essential grass plant nutrient which aids in the seedling's ability to absorb nutrients.
 - Jonathan Green Love Your Soil**
Helps loosen hard, compacted soils. Encourages the soil life. Aids in grass plant root development.
- 3. Seed bed should be kept moist for a few weeks while the grass seed germinates. Mow the new grass after it has reached a height of 2-1/2 to 3 inches.**

Consult your dealer concerning follow-up fertilizer applications and maintenance advice.

SPREADER SETTINGS

The following settings are approximate. This product package applies 3 lbs. of product per 1,000 sq. ft. Settings are based on an average walking speed. Reduce setting for slower speed; raise setting for higher speed. Check your spreader on 250 square feet and adjust to apply at the rate of .75 pounds per 250 square feet. Sweep (do not wash) all fertilizer materials from surfaces immediately after application, because certain fertilizer ingredients can cause permanent stains. Wash out spreader after each use and allow it to dry thoroughly. Treat any exposed metal spreader areas with oil to reduce corrosion.



BROADCAST (ROTARY) SPREADERS

Jonathan Green New American Lawn	5
New American Lawn Deluxe	15
New American Lawn Pro	15
New American Lawn Hand Held	2
Agri-Fab	3
Cyclone	4-1/2
EZ Republic (Ortho)	3
Earthway (Ames)	15
Precision (Red Devil)	5
Scotts Rotary Spreaders	4-1/2
Scotts EasyGreen	23

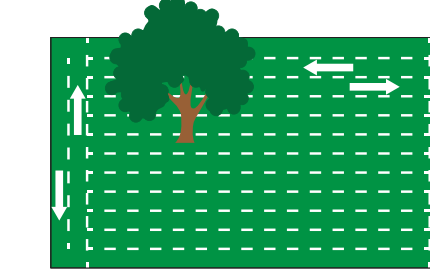


DROP SPREADERS

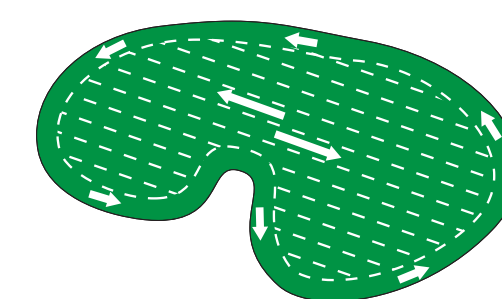
Agri-Fab	1-1/2
Central	7
EZ Republic (Ortho)	7
Earthway (Ames)	13
Precision (Red Devil)	1-1/2
Scotts Drop	4

USAGE TIPS

For rectangular lawns
Apply two header strips across each end for a turning area. Then apply back and forth in the longest direction.



For irregular-shaped lawns
Apply a header strip around the entire lawn for a turning area, then apply back and forth.



Note: Each pass should be within 5 feet of each other to ensure an overlap.

- Do not leave spreader open when making turns.
- For best results, do not apply on a windy day.
- Swath will vary due to weather conditions, product used and walking speed.
- To determine how much coverage you need, multiply the length of your lawn by its width. This equals your total square footage. Deduct any non-lawn areas (house, gardens, walkways, etc.). One bag treats up to 15,000 sq. ft.

If your spreader is not listed here, or if you bought a Jonathan Green spreader prior to 2017, please visit www.jonathangreen.com for the correct setting.

GUARANTEED ANALYSIS

Total Nitrogen (N)	12.0%	Derived from: Urea, Polymer Coated Urea, Muriate of Potash, Ammoniated Phosphate
7.04% Ammoniacal Nitrogen		
4.96% Urea Nitrogen*		
Available Phosphate (P ₂ O ₅)	18.0%	
Soluble Potash (K ₂ O)	8.0%	

- 3.00% controlled release urea nitrogen from polymer coated urea
- ALSO CONTAINS NON-PLANT FOOD INGREDIENT:
5.0% Humic Acid (Derived from humus)

Information regarding the contents and levels of metals in this product is available on the internet at <http://www.agfifa.org/analysis.htm>

CAUTION


Store product in a cool, dry place out of the reach of children and pets. Do not apply near water, storm drains, or drainage ditches. Do not apply if heavy rain is expected. Apply this product only to your lawn or garden and sweep any product that lands on the driveway, sidewalk or street back onto your lawn or garden. Also, sweep fertilizer off concrete surfaces to avoid staining.

NOTICE

Seller makes no warranty, expressed or implied, concerning the use of this product other than indicated on the label. Buyer assumes all risk of use and/or handling if such use is contrary to label instructions.

CAS NO.

Ammonium Phosphate	7783-28-0
Muriate of Potash	7447-40-7
Urea	57-13-6
Humates	1415-93-6
Clay	8031-18-3
Limestone	1317-65-3



My Pledge of Satisfaction
We have made every effort in the formulation of this product to insure that you will be satisfied with the results. If, for any reason, you are not satisfied, please write and describe the problem. Our lawn specialists will make every effort to assure your success.



Sign up to receive timely lawn tips www.jonathangreen.com

Be aware of local ordinance requirements concerning lawn fertilizer applications. "Black out" dates may limit or prohibit lawn fertilizer applications from late fall to early spring in certain areas.
In Maryland and Virginia, this lawn/fertilizer contains phosphorus and is only for non-agricultural use on (i) turf during its first growing season, (ii) on turf areas being repaired or renovated, and (iii) on turf where a soil test performed within the last 3 years indicates a phosphorus deficiency. This fertilizer is not for the routine maintenance of turf.

Distributed & Guaranteed by: Jonathan Green, Inc. POB 326 Farmingdale, NJ 07727

21543

5916