



Why Choose Regency?

At Regency, our past 40 years have been focused on providing a high-level of service while building high-quality and reliable products that our customers can enjoy for years to come.

HIGH-QUALITY

Producing a high-quality product has been at the very heart of what we do; from when that very first stove rolled off the production line over 40 years ago to today. We are ever-focused on producing quality products for our customers that will last for years to come.

BEST WARRANTY

A fireplace should be reliable and should work right the first time it is used, and the 1,000th. A core part of our business is making sure that we are building long-lasting, durable, high-quality products. We back-up that commitment with the industry's best warranty on all our products.

COST-EFFICIENT

Never before have home heating costs been higher. Turn your furnace way down and zone heat with our beautiful, reliable and convenient Regency products. Not only can you cut your fuel bills in half, but you'll be able to enjoy the timeless comfort of a Regency fire.

Why Regency? Because it's more than a fireplace!





DV134L

Why Choose A Gas Insert?

A Regency Gas Insert is a specially engineered, gas fire that slips into your existing masonry fireplace to create a high efficiency heating system with a stunning fire. This means that you will keep the majority of the heat generated by your Regency inside your home. Even when your gas insert is turned off, you will not lose heat up your chimney.

GFi350L | Greenfire™ Gas Insert

Transform your old fireplace or blank wall into a modern efficient gas log fire. Regency GFi350L combines modern styling with the efficiency of a realistic gas log fire. Like all Regency gas inserts, the Greenfire GFi350L will fit into most existing chimneys using a simple flexible flue installation or as a reduced clearance unit into a timber framed wall.

STANDARD FEATURES


- Available in Natural gas
- Enhanced driftwood log set & embers
- Ceramic Glass
- Flame Adjustment
- Powerful 3 speed fan
- FireGenie RF (Radio Frequency) remote control – with timer & thermostat function
- Electronic ignition
- 6.1 kW – 30 MJ NG
- 5.7 kW – 27 MJ Propane
- 4.2 kW – 21 MJ ULPG

OPTIONS


- Propane & ULPG conversion kits
- Fascia & black inner trim with mesh guard
- Fascia & black inner trim with glass guard
- Stainless steel inner trim (suits fascia with glass guard option only)
- Black enamel inner reflective panels
- Reduced clearance kit to create your own mock fireplace
- Quick Install kit for ease of installation



FireGenie® RF remote control



when installed with a vertical flue kit on NG





DVi34L | Gas Insert

The DVi34L gas log insert is modern and contemporary styled heater that will fit into most existing fireplaces creating the ambience of a wood fire along with the efficiency and convenience of a realistic gas log fire.

STANDARD FEATURES


- Contemporary design suits multiple installation options
- Direct vent room sealed technology
- Natural gas
- Enhanced log set and embers
- Ceramic glass with invisimesh screen
- Flame adjustment
- Electronic ignition
- FireGenie RF (Radio Frequency) remote control – with timer & thermostat function
- 2-speed fan
- 6.19 kW – 32 MJ NG / 31 MJ Propane / 26 MJ ULPG

OPTIONS

- Spacer can be used with more shallow firebox depths
- Propane & ULPG conversion kits



FireGenie® RF remote control



when installed with a vertical flue kit on NG



**NEW
PRODUCT!**



DV134L shown with standard fascia, spacer & mandatory dress guard.



DV134L shown with standard fascia & mandatory dress guard.



FG38/FG39 shown with optional brushed nickel louvres (shown without mandatory dress guard).

FG38/FG39 | Gas Freestanding

These Regency gas log fires feature the finest, most realistic flame picture available. Enjoy the exceptional view through the wide one piece glass door designed to showcase the glowing flames and embers. Choose one of two flue options to ensure the right Regency for you.

STANDARD FEATURES

- Natural gas
- Enhanced log set and embers
- Ceramic glass
- Dress guard
- Flame adjustment
- Black louvres
- 3-speed fan
- FG38 8.1 kW – 34 MJ NG / 31 MJ Propane (Open Flue)
- FG39 8.4 kW – 40 MJ NG / 7.9 kW – 38 MJ Propane (Room sealed - Direct vent)

OPTIONS

- Brushed nickel louvres
- FireGenie® remote control
- Propane Conversion Kit



FireGenie® RF remote control



F33 shown with optional nickel accent door and nickel legs (shown without mandatory dress guard).

F33 | Gas Freestanding

Come home to a Classic gas log fire and view the full, robust fire through an authentic glass door. Customise this classic steel design with black or brushed nickel accessories.

STANDARD FEATURES

- Enhanced log set and embers
- Ceramic glass
- Dress guard
- Manual flame adjustment
- Airmate
- Nickel hinge caps and handle
- 2-speed fan
- 6.10 kW – 33 MJ NG/Propane

OPTIONS

- NG or Propane models available
- Cast iron door in black or nickel trim
- Cast iron legs in black or brushed nickel
- Advanced RF remote control



F33 shown with optional black accent door and black legs

The F33 is only available while stocks last

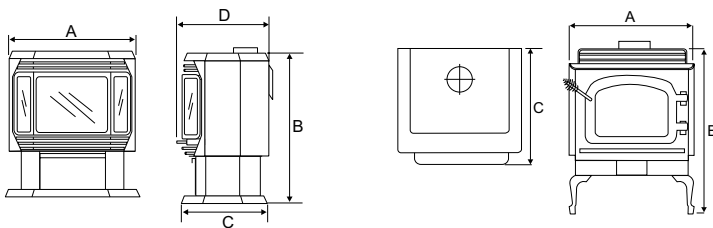
Specifications (mm)

Unit	Ignition System	FireGenie Remote	Advanced Remote	B-Vent Flue	Direct Vent Flue	Reduced Clearance
GFi350L	electronic	✓	-	✓	-	★
DVi34L	electronic	✓	-	-	✓	-
F33	manual	-	★	✓	-	-
FG38	electronic	★	-	✓	-	-
FG39	electronic	★	-	-	✓	-

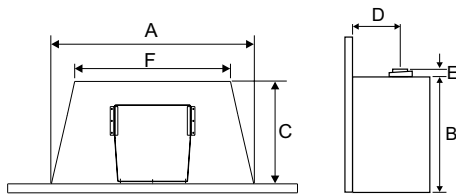
- Not available
 ✓ Standard
 ★ Optional

FG38/FG39

F33



GFi350L AND DVi34L

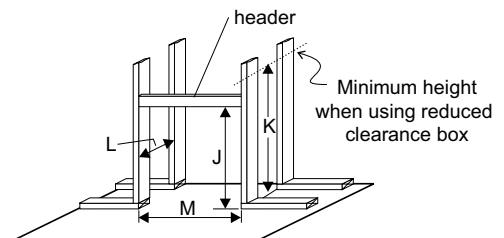


Dimensions	A	B	C	D	E	F
GFi350L	683	584	362	289	23	683
DVi34L	664	559	350	278	44	564
F33	610	754	559	-	-	-
FG38	660	762	432	448	-	-
FG39	660	762	432	448	-	-

Faceplate Dimensions	Width	Height	Depth
DVi34L	911	640	2.7
GFi350L	908	683	28

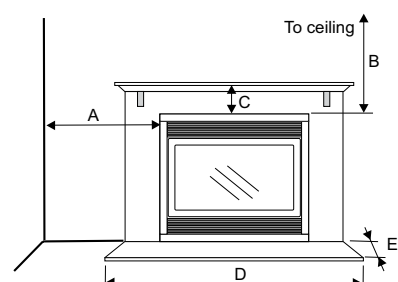
Minimum Fireplace Opening	Width (front)	Width (rear)	Height	Depth
GFi350L	688	688	590	367
DVi34L	780	600	586	406
DVi34L (with spacer)	680	600	586	353

Mock fireplace construction Framing - reduced clearance	J	K	L	M
GFi350L	650	787	420	800



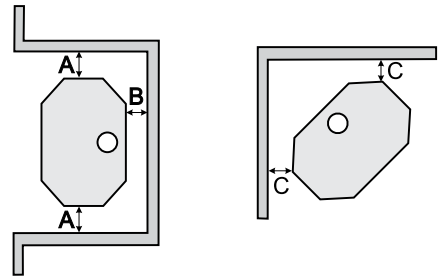
Mantel clearances	A	B	C* (MIN.)	D	E
GFi350L	464	860	330	--	--
DVi34L	255	1205	330	--	--

*For other mantel clearances please check your product manual.
 A,B,C area measured from the side trim of the unit.



Min. Clearances to Combustibles	A	B *	C
F33	250	150	38
FG38	190	155	50
FG39	190	150	50

*Rear wall clearance is a temperature issue and necessary for drafting purposes. Do not reduce clearance under any circumstances.



ACCESSORIES

FIREGENIE® RADIO FREQUENCY REMOTE CONTROL

Programmable up to 7 days a week. Can be operated from another room, automatically modulating the temperature of your Gas Fire, increasing efficiency and reducing running costs. Also allows you to set and maintain a desired temperature, as well as adjust the flame height and fan speed.

ADVANCED RADIO FREQUENCY REMOTE CONTROL

Programmable up to 7 days, including two time zones per day. Allows you to set and maintain a desired temperature.

DIRECT VENT TECHNOLOGY

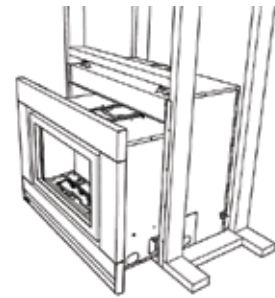


Direct vent technology means that you can install a Regency stove almost anywhere in your home - no chimney needed. From the top or rear of the unit, simply vent your stove through an exterior wall. Direct vent means that you have sealed combustion - outside air is brought in through the vent for combustion and the combusted air is sent back out - your indoor air is not affected.

REDUCED CLEARANCE KIT

(for GFi350L only)

By using a reduced clearance kit and installing into a timber framed enclosure, you can turn any blank wall into a modern efficient gas log fire.



ASTROCAP™ (for direct vent horizontal termination only)

The patented AstroCap will finish off the flue system on the outside of your home making it far more attractive than traditional flue systems. The AstroCap can even be painted to match your home.

ENJOY YOUR REGENCY — FOR LIFE

You'll be happy with your Regency for years to come, our Limited Lifetime Warranty guarantees it. Not only have we invested in quality workmanship, the finest materials and durable heavy-duty construction but we have carefully selected a dealer network that is committed to your satisfaction. All Regency gas fires pass stringent Australian testing standards. We know that you will be as proud of your Regency as we are. Refer to owner's manual for details.

Note: All product specifications are subject to change without notice. Before installing refer to the relevant product manual for full and up to date information. Stainless steel inner panels will naturally change tone over time. Heating capabilities of units are affected by: drafts under doorways or through flooring, large glass areas not covered by heavy drapes, ceiling heights greater than 2.4m or cathedral type ceilings, poor or no insulation and geographical locations.





for your nearest dealer visit:
regency-fire.com.au
or call 1 800 081 978

Fireplace Products Australia Pty Ltd.
1 Conquest Way,
Hallam VIC 3803
Australia
Phone: 1 800 081 978
Fax: 03 9799 7822
Email: sales@regency-fire.com.au

Distributor WA
Air Group Australia
28 Division St.
Welshpool WA 6106
Australia
Phone: 08 9350 2200

Distributor NZ
Aber Holdings Ltd
17 Mainstreet Place,
PO Box 10095, Te Rapa
Hamilton 3241
New Zealand
Phone: 64 7849 7585



Your Regency Dealer

Disclaimer: Appearance of flames varies with installation and fuel type.

©2020 FPI Fireplace Products International Ltd. Regency®, Greenfire®,
Astrocap® and Panorama™ are the registered and/or proprietary
trademarks of FPI Fireplace Products International Ltd.
All rights reserved. (04/20)
Part no. 944-283