

(kit contents continue on following page)

Read instructions and view illustrations before beginning.

Need help with your installation?

 sales@superatv.com
 www.superatv.com

 1-812-574-7777
  8:00am - 9:00pm EST M-Th
 8:00am - 7:00pm EST Friday
 9:00am - 2:00pm EST Saturday

*Thank You
 For Choosing*



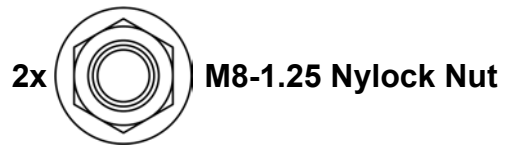
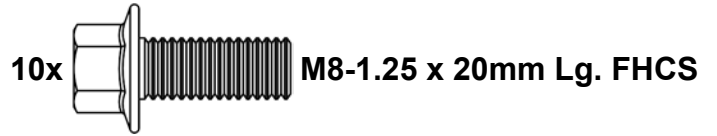
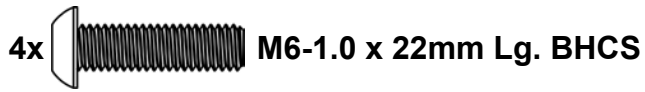
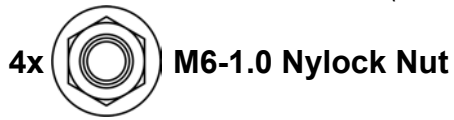
Liability Statement
 SuperATV's[®] products are designed to best fit user's ATV/UTV under stock conditions. Adding, modifying, or fabricating any factory or aftermarket parts will void any warranty provided by SuperATV[®] and is not recommended. SuperATV's[®] products could interfere with other aftermarket accessories. If user has aftermarket products on machine, contact SuperATV[®] to verify that they will work together.

Although SuperATV[®] has thousands of satisfied customers, user should be aware that installing lift kits, long travel, or suspension kits, tires, etc. will change the ride of machine and may increase maintenance and part wear. Operating any off-road machine while, or after, consuming alcohol and/or drugs increases risk of bodily harm or death. No warranty or representation is made as to this product's ability to protect user from severe injury or death. SuperATV[®] urges operators and occupants to wear a helmet and appropriate riding gear at all times.

By purchasing and installing SuperATV[®] products, user agrees that should damages occur, SuperATV[®] will not be held responsible for loss of time, use, labor fees, replacement parts, or freight charges. SuperATV[®], nor any 3rd party, will not be held responsible for any direct, indirect, incidental, special, or consequential damages that result from any product purchased from SuperATV[®]. The total liability of seller to user for all damages, losses, and causes of action, if any, shall not exceed the total purchase price paid for the product that gave rise to the claim.


SuperATV[®] will warranty only parts provided by SuperATV[®]. Any damage or problems with OEM housings, bearings, seals, or other manufacturers' products will not be covered by SuperATV[®]. SuperATV[®] parts and products are not warranted if item was not installed properly, misused, or modified.

(kit contents continued)



Do not tighten any hardware completely unless noted

Use hand tools only when assembling.





Do not use power tools.

Keep all components removed from machine



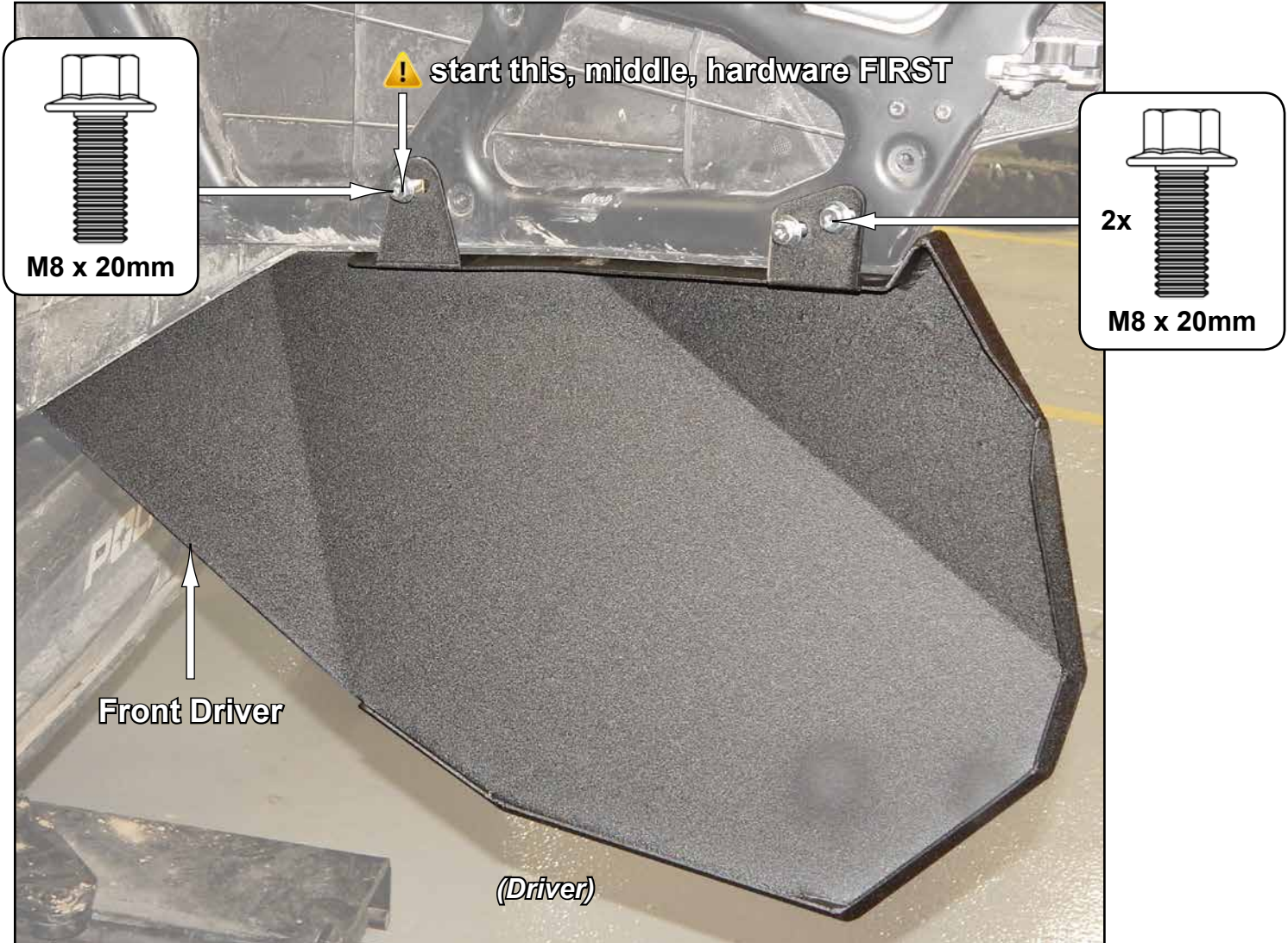
-Install M8 Clip Nut to location shown.



- Install provided double sided tape to Thread Plates.
- Align with holes in Door and stick Thread Plate as shown.


Do not tighten any hardware completely unless noted

- Install Door with hardware shown.




- Tighten hardware completely; start with middle first.
- Verify that stock Door and newly installed Half Door are aligned with machine. Adjust stock Door if necessary.

- Mark hole location onto stock Door as shown.
- Drill through stock Door. Hole must be large enough to accept M6 bolt.



- Complete Door installation with hardware shown.
- Reinstall stock hardware removed earlier; see page 2.



- Repeat steps for opposite side.

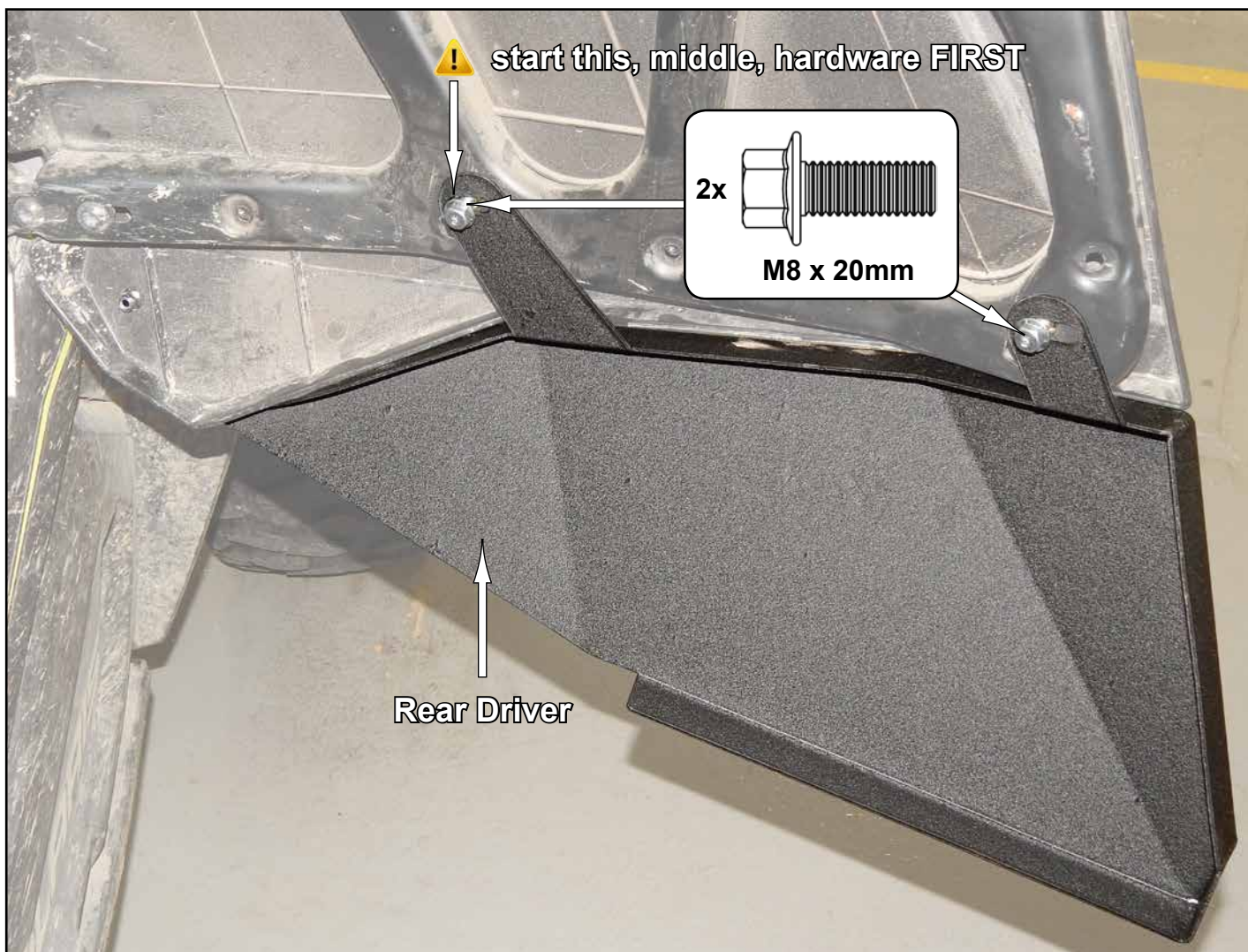
Rear



-Install M8 Clip Nuts to locations shown.

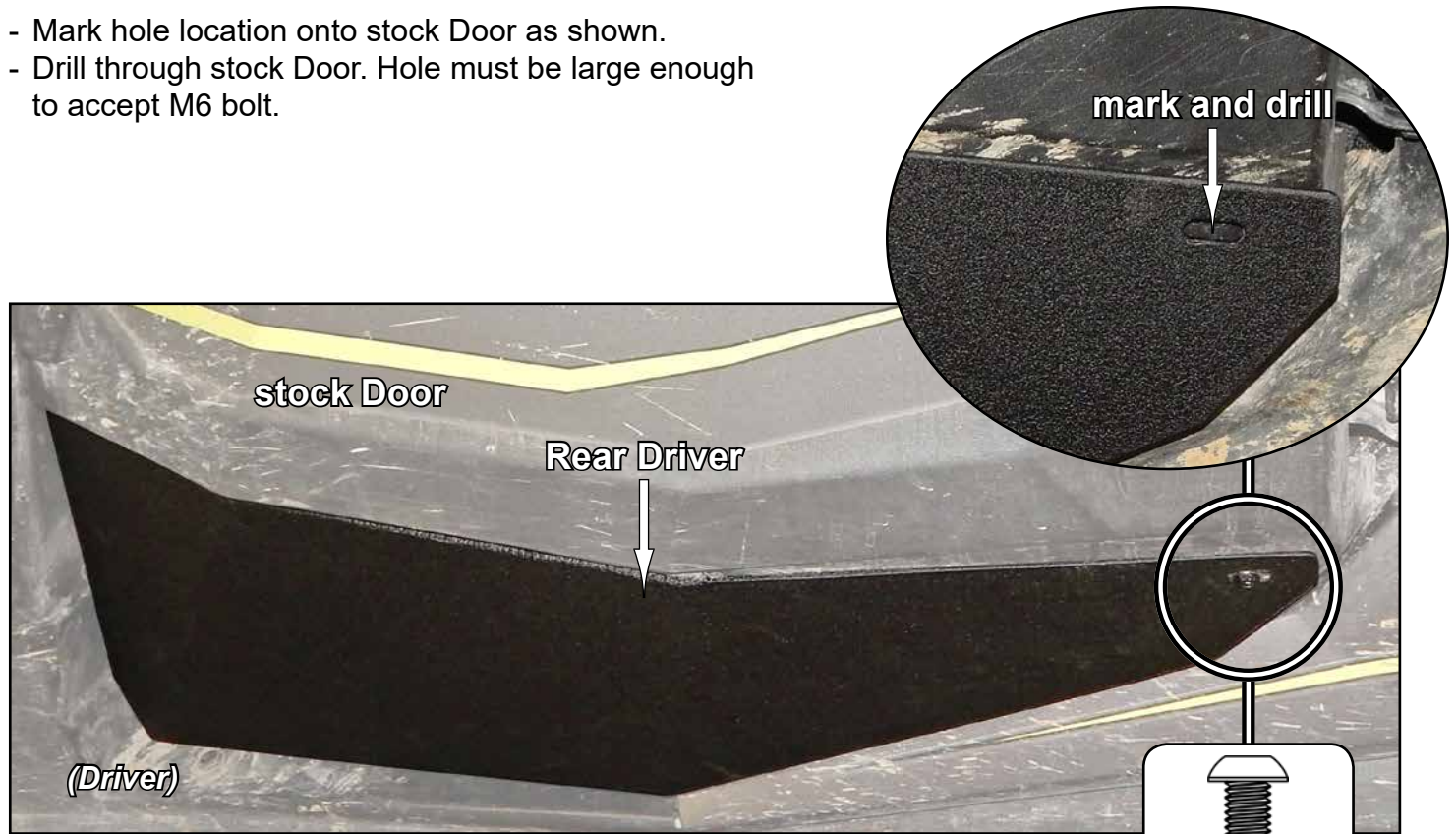


-Install Door with hardware shown.

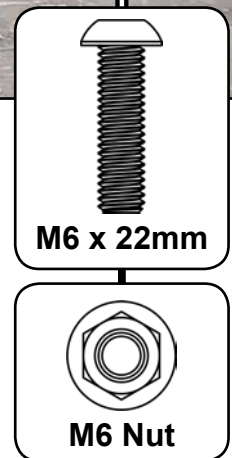


- Tighten hardware completely; start with middle first.
- Verify that stock Door and newly installed Half Door are aligned with machine. Adjust stock Door if necessary.


- Mark hole location onto stock Door as shown.
- Drill through stock Door. Hole must be large enough to accept M6 bolt.



- Complete Door installation with hardware shown.
- Repeat steps for opposite side.



- If Door is loose after shutting and latching, install Stopper with hardware shown.

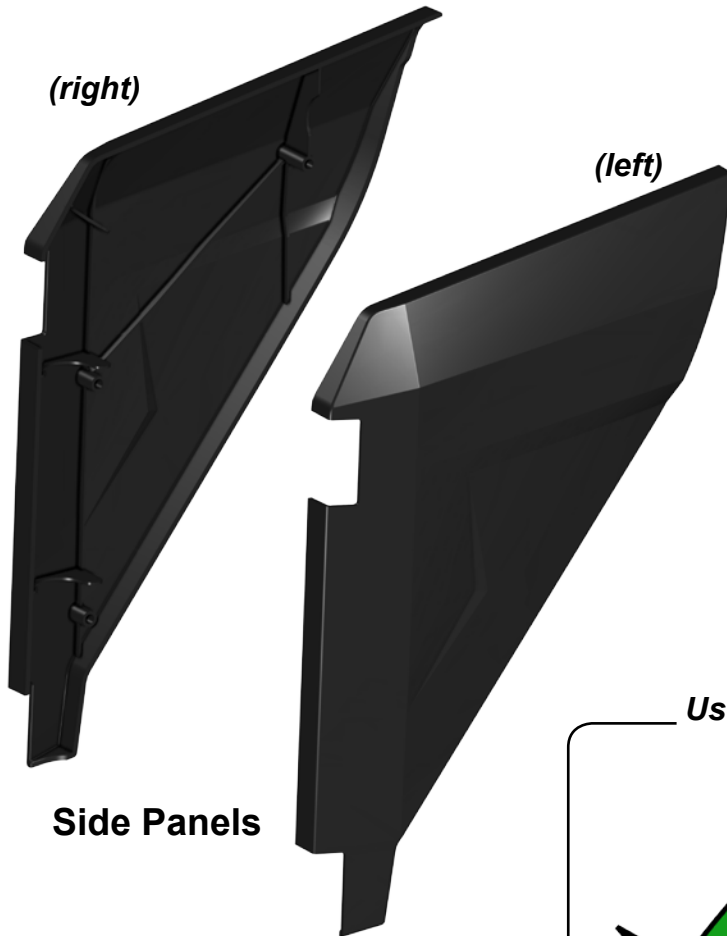


- Repeat steps for opposite side.



(right)

(left)



Side Panels


Clamps x 6



6x  **M6 Screw**

discard any remaining hardware

**Use hand tools only when assembling.
 Do not use power tools.**



Read instructions and view illustrations before beginning.

Need help with your installation?



sales@superatv.com



www.superatv.com



1-812-574-7777



8:00am - 9:00pm EST M-Th
 8:00am - 7:00pm EST Friday
 9:00am - 2:00pm EST Saturday

*Thank You
 For Choosing*



Liability Statement

SuperATV's[®] products are designed to best fit user's ATV/UTV under stock conditions. Adding, modifying, or fabricating any factory or aftermarket parts will void any warranty provided by SuperATV[®] and is not recommended. SuperATV's[®] products could interfere with other aftermarket accessories. If user has aftermarket products on machine, contact SuperATV[®] to verify that they will work together.

Although SuperATV[®] has thousands of satisfied customers, user should be aware that installing lift kits, long travel, or suspension kits, tires, etc. will change the ride of machine and may increase maintenance and part wear. Operating any off-road machine while, or after, consuming alcohol and/or drugs increases risk of bodily harm or death. No warranty or representation is made as to this product's ability to protect user from severe injury or death. SuperATV[®] urges operators and occupants to wear a helmet and appropriate riding gear at all times.

By purchasing and installing SuperATV[®] products, user agrees that should damages occur, SuperATV[®] will not be held responsible for loss of time, use, labor fees, replacement parts, or freight charges. SuperATV[®], nor any 3rd party, will not be held responsible for any direct, indirect, incidental, special, or consequential damages that result from any product purchased from SuperATV[®]. The total liability of seller to user for all damages, losses, and causes of action, if any, shall not exceed the total purchase price paid for the product that gave rise to the claim.

SuperATV[®] will warranty only parts provided by SuperATV[®]. Any damage or problems with OEM housings, bearings, seals, or other manufacturers' products will not be covered by SuperATV[®]. SuperATV[®] parts and products are not warranted if item was not installed properly, misused, or modified.

