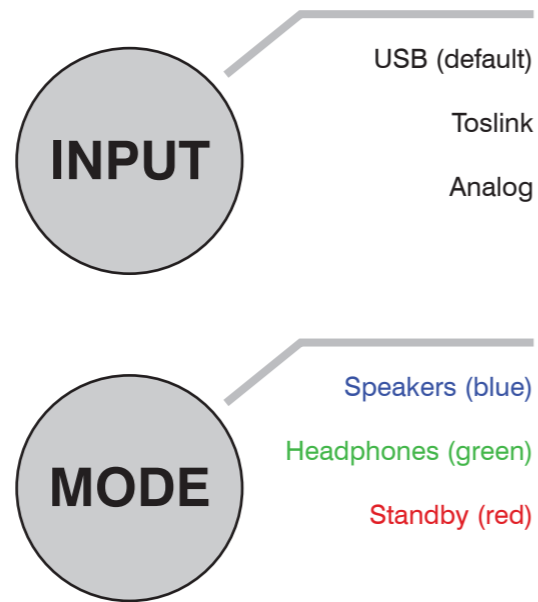


# ESSENCE™

active sound system

## Button functions



Even if unplugged from power, the system will remember the last selected input.

# ESSENCE™

active sound system

## USB quick start guide

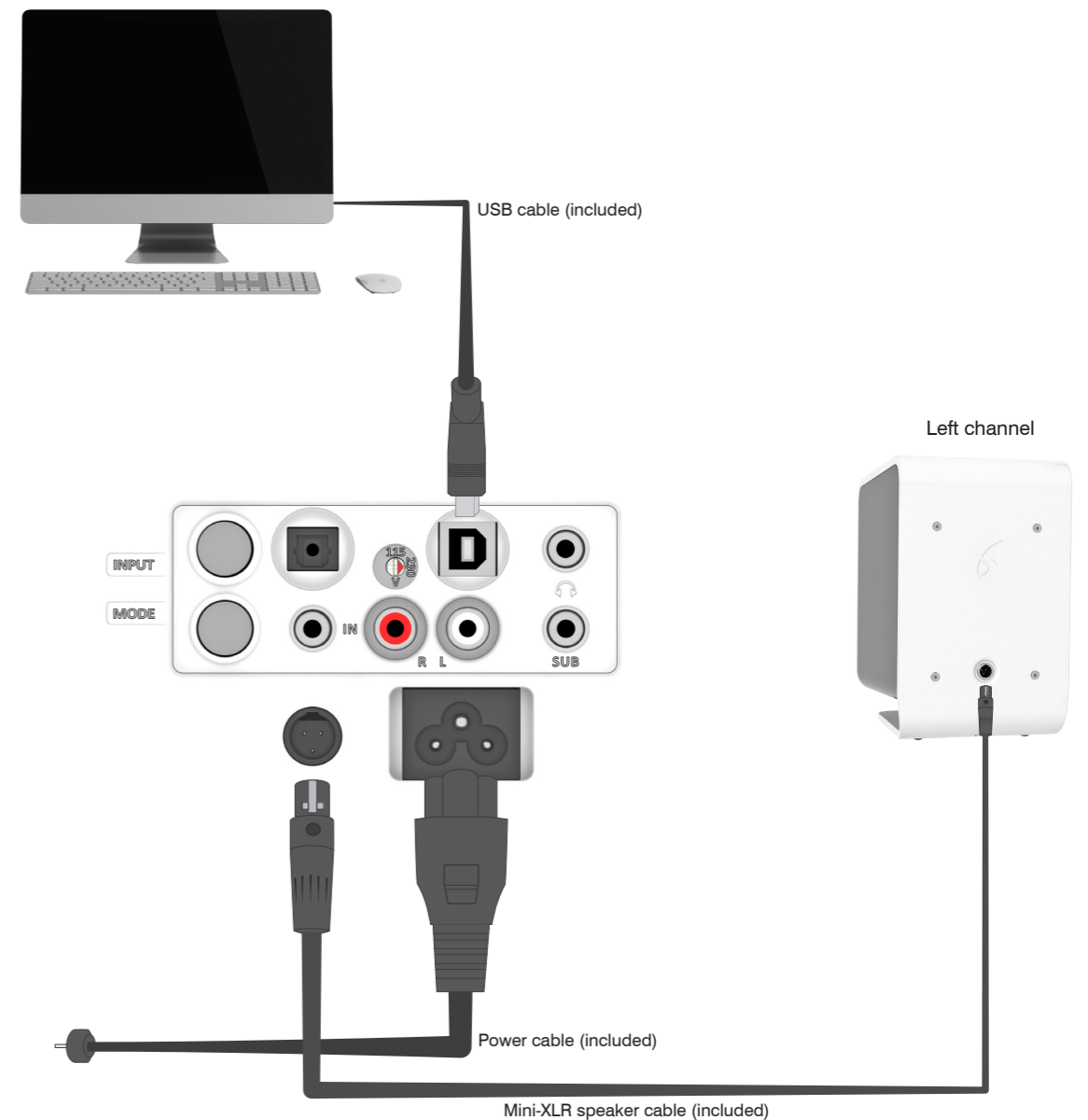
Windows/Mac computers and smartphone USB adapters

The ESSENCE is a truly plug-and-play sound system. Simply plug in the three cables as shown in the diagram below, make sure the speakers are on (blue LED), and you're ready to listen.

Press MODE if you want to listen on headphones (green LED).

When you finish listening and put your computer to sleep or turn it off, the system will automatically enter Standby mode (red LED).

NOTE: On a Mac you may need to select Feniks Essence in System Preferences > Sound > Output



# ESSENCE™

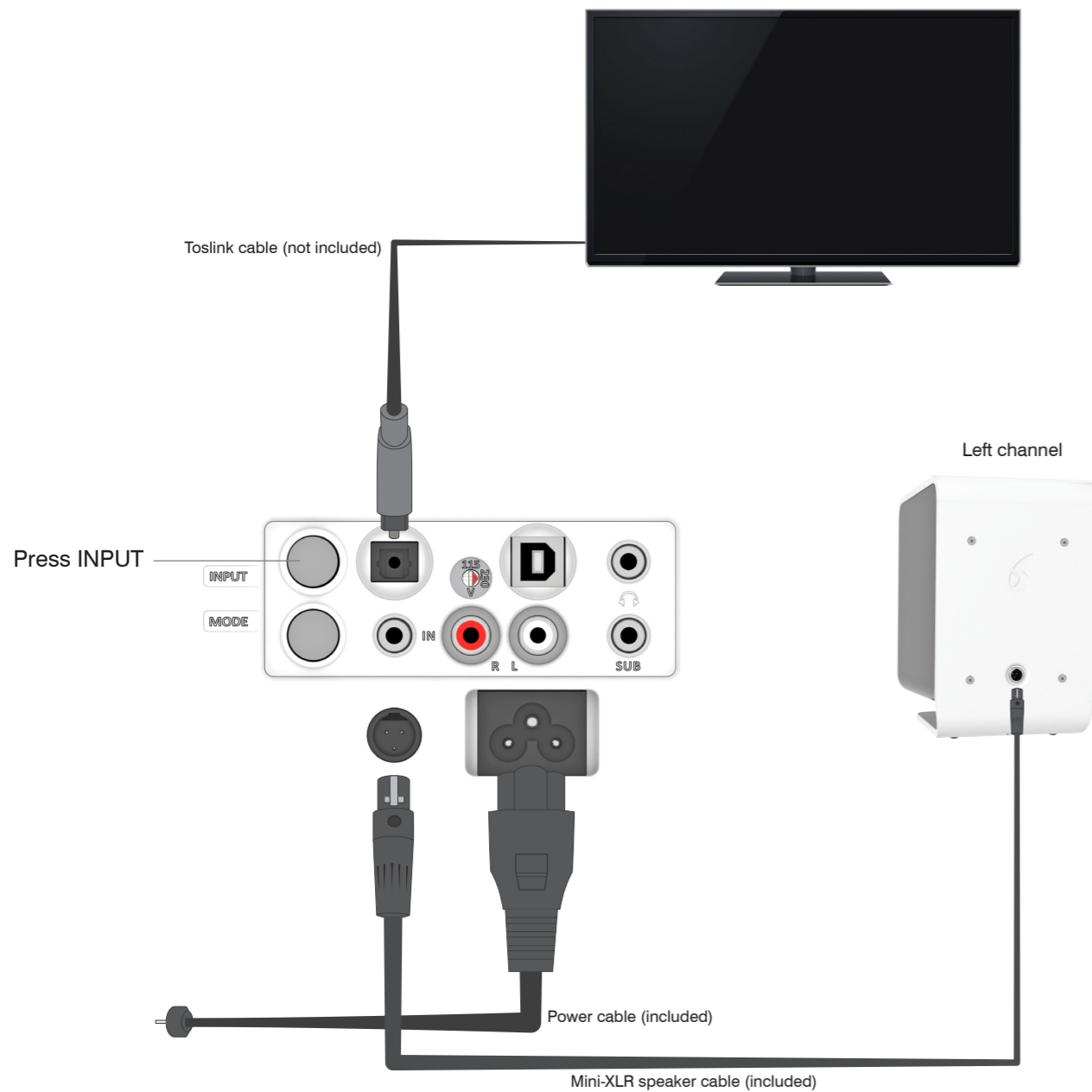
active sound system

## Toslink quick start guide

Televisions, Bluetooth receivers, and other digital sources

Plug in the three cables as shown in the diagram below, make sure the speakers are on (red LED), press INPUT to enable the Toslink input (LED will turn blue), and you're ready to listen.

When you finish listening and turn off your source device, the system will automatically enter Standby mode (red LED).



# ESSENCE™

active sound system

## Analog quick start guide

Phono stages and other sources without a digital output

Plug in the three cables as shown in the diagram below, make sure the speakers are on (red LED), press INPUT twice to cycle to analog (LED will turn blue), and you're ready to listen.

When you finish listening, press MODE twice to enter Standby mode (red LED). When you want to listen again, press MODE to leave Standby.

