



PRESSURE REGULATORS

ACCURATE REGULATORS FOR ENSURING UNIFORM PRESSURE

OVERVIEW

- Ensuring continuous non-peak, consistent pressure and maximum system uptime, our highly accurate pressure regulators are available in two models.
- PRV 2000: Located near the head control, this model is available at various outlet pressures.
- In-line PRV: Located at the dripperline, sprinkler or conduction/distribution pipe entry point, this model is suitable for low-flow rates that are most prevalent in sloped irrigation applications.



3/4" In-line



3/4" x 1 (2000)



1 1/2" x 2 (2000)



2" x 4 (2000)



2" x 6 (2000)



3" x 10 (2000)

PRESSURE REGULATORS SELECTION

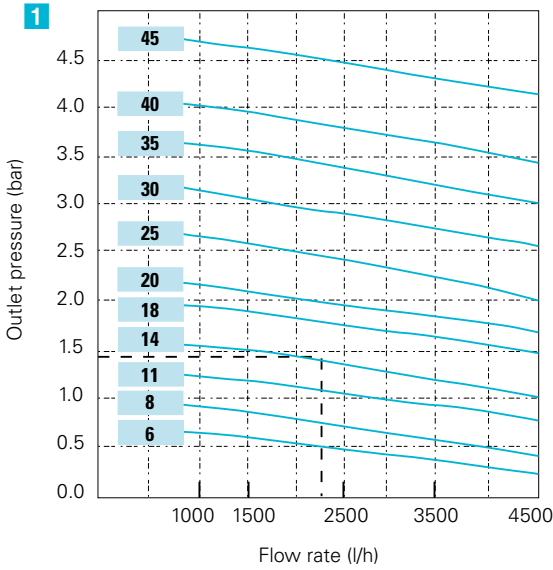
PRODUCT	MODEL	MIN. FLOW RATE (M ³ /H)	MAX. FLOW RATE (M ³ /H)	MAX. INLET PRESSURE (BAR)	BODY MATERIAL
3/4" In-line PRV (Low Flow)	In-line PRV	0.05	1.0	10	Plastic, Black
3/4" In-line PRV (Acid Resistant)	In-line PRV	0.05	1.0	4	Plastic, Purple
3/4" (1 spring)	2000	0.80	4.5	10	Plastic, Black
1 1/2" (2 springs)	2000	1.60	9.0	10	Plastic, Black
2" (4 springs)	2000	3.20	18.0	10	Bronze
2" (6 springs)	2000	4.80	27.0	10	Bronze
3" (10 springs)	2000	8.00	45.0	10	Bronze

REGULATING UNITS FOR 2000 SERIES SELECTION

0.6, 0.8, 1.1, 1.4, 1.8, 2.0, 2.5, 3.0, 3.5, 4.0, 4.5

* Outlet pressure in bar

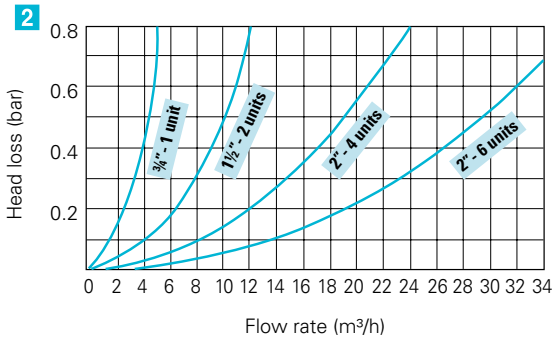
PRV 2000 SERIES OUTLET PRESSURE VS. FLOW RATE



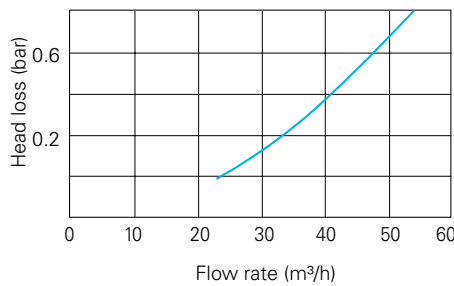
EXAMPLE: FLOW RATE – OUTPUT PRESSURE

- Given flow rate = 14.0 m³/h
- Required output pressure = 1.4 bar
- Calculation: Selected product = PRV 2" x 6 springs.
- Head loss across the PRV unit at 14.0 m³/h = 0.12 bar (graph 2)
- Flow rate per spring = 14:6 = 2.3 m³/h.
- Selected spring 1.4 = output pressure at 2.3 m³/h is 1.4 bar (graph 1)
- Total minimum required inlet pressure = 1.4 + 0.12 + 0.2 (0.2 bar is constant addition to move the piston out) = 1.72 bar
- Spring pressure regulator valve = > head loss + actual output pressure + 0.2 bar = minimum required inlet pressure

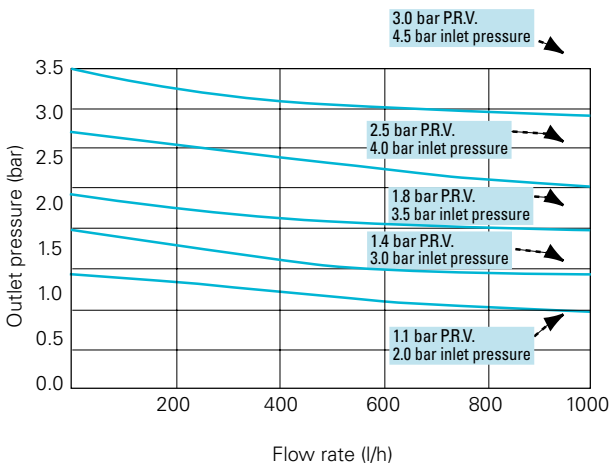
PRESSURE REGULATORS (HEAD LOSS VS. FLOW RATE)



3"X10 (HEAD LOSS VS. FLOW RATE)



IN-LINE PRV OUTLET PRESSURE VS. FLOW RATE



IN-LINE PRV LOW FLOW PRESSURE REGULATOR

- Plastic body, corrosion resistant
- Stainless steel spring
- Min. flow rate 50 l/h, max. flow rate 1000 l/h
- Inlet and outlet connector 3/4" female
- Max. inlet pressure: 10 bar
- Spring for drip irrigation: 1.1, 1.4 and 1.8 bar
- Spring for sprinklers: 2.5 and 3.0 bar with 1/2" female threaded at the outlet



LOGISTIC INFORMATION

IN-LINE PRV 3/4"

CATALOG NO.	DESCRIPTION	FLOW RANGE (M ³ /H / GPM)	NOMINAL OUTPUT PRESSURE (BAR / PSI)	MAX OPERATING PRESSURE (BAR / PSI)	REGULATING UNITS QTY
31000-001000	INLINE PR.V. 3/4" 1.1 BAR 15 PSI	0.05-1 / 0.25-4.4	1.1 / 15	10 / 145	1
31000-001120	INLINE PR.V. 3/4" 1.4 BAR 20 PSI	0.05-1 / 0.25-4.4	1.4 / 20	10 / 145	1
31000-001160	INLINE PR.V. 3/4" 1.8 BAR 25 PSI	0.05-1 / 0.25-4.4	1.8 / 25	10 / 145	1
31000-001200	INLINE PR.V. 3/4" 2.5 BAR 35 PSI	0.05-1 / 0.25-4.4	2.5 / 35	10 / 145	1
31000-001210	INLINE PR.V. 3/4"*1/2" 2.5 BAR 43 PSI	0.05-1 / 0.25-4.4	2.5 / 35	10 / 145	1
31000-001400	INLINE PR.V. 3/4" 3.0 BAR 43 PSI	0.05-1 / 0.25-4.4	3.0 / 43	10 / 145	1
31000-002200	INLINE PR.V. 3/4"*1/2" 2.5 BAR 35 PSI	0.05-1 / 0.25-4.4	2.5 / 35	10 / 145	1



IN-LINE PRV 3/4" FOR MINING

CATALOG NO.	DESCRIPTION	FLOW RANGE (M ³ /H / GPM)	NOMINAL OUTPUT PRESSURE (BAR / PSI)	MAX OPERATING PRESSURE (BAR / PSI)	REGULATING UNITS QTY
31000-001100	INLINE PR.V. 3/4" 1.1 BAR 15 PSI MINING	0.05-1 / 0.25-4.4	1.1 / 15	4 / 60	1
31000-001140	INLINE PR.V. 3/4" 1.4 BAR 20 PSI MINING	0.05-1 / 0.25-4.4	1.4 / 20	4 / 60	1
31000-001180	INLINE PR.V. 3/4" 1.8 BAR 25 PSI MINING	0.05-1 / 0.25-4.4	1.8 / 25	4 / 60	1
31000-001300	INLINE PR.V. 3/4" 2.5 BAR 35 PSI MINING	0.05-1 / 0.25-4.4	2.5 / 35	4 / 60	1
31000-002300	INLINE PR.V. 3/4"*1/2" 1.1 BAR MINING	0.05-1 / 0.25-4.4	1.1 / 15	4 / 60	1
31000-002330	INLINE PR.V. 3/4"*1/2" 1.4 BAR MINING	0.05-1 / 0.25-4.4	1.4 / 20	4 / 60	1
31000-002360	INLINE PR.V. 3/4"*1/2" 1.8 BAR MINING	0.05-1 / 0.25-4.4	1.8 / 25	4 / 60	1
31000-002390	INLINE PR.V. 3/4"*1/2" 2.5 BAR MINING	0.05-1 / 0.25-4.4	2.5 / 35	4 / 60	1



PRV 2000 3/4"

CATALOG NO.	DESCRIPTION	FLOW RANGE (M ³ /H / GPM)	NOMINAL OUTPUT PRESSURE (BAR / PSI)	MAX OPERATING PRESSURE (BAR / PSI)	REGULATING UNITS QTY
30500-001000	PR.V. 2000 3/4" 0.6 BAR 9 PSI	0/8-4.5 / 3.5-17.6	0.6 / 9	10 / 145	1
30500-001100	PR.V. 2000 3/4" 0.8 BAR 12 PSI	0/8-4.5 / 3.5-17.6	0.8 / 12	10 / 145	1
30500-001200	PR.V. 2000 3/4" 1.1 BAR 15 PSI	0/8-4.5 / 3.5-17.6	1.1 / 15	10 / 145	1
30500-001300	PR.V. 2000 3/4" 1.4 BAR 20 PSI	0/8-4.5 / 3.5-17.6	1.4 / 20	10 / 145	1
30500-001400	PR.V. 2000 3/4" 1.8 BAR 25 PSI	0/8-4.5 / 3.5-17.6	1.8 / 25	10 / 145	1
30500-001500	PR.V. 2000 3/4" 2.0 BAR 30 PSI	0/8-4.5 / 3.5-17.6	2.0 / 30	10 / 145	1
30500-001600	PR.V. 2000 3/4" 2.5 BAR 35 PSI	0/8-4.5 / 3.5-17.6	2.5 / 35	10 / 145	1
30500-001700	PR.V. 2000 3/4" 3.0 BAR 43 PSI	0/8-4.5 / 3.5-17.6	3.0 / 43	10 / 145	1
30500-001800	PR.V. 2000 3/4" 3.5 BAR 50 PSI	0/8-4.5 / 3.5-17.6	3.5 / 50	10 / 145	1
30500-001900	PR.V. 2000 3/4" 4.0 BAR 57 PSI	0/8-4.5 / 3.5-17.6	4.0 / 57	10 / 145	1
30500-002000	PR.V. 2000 3/4" 4.5 BAR 65 PSI	0/8-4.5 / 3.5-17.6	4.5 / 65	10 / 145	1



PRV 2000 1.5" 2 UNITS

CATALOG NO.	DESCRIPTION	FLOW RANGE (M ³ /H / GPM)	NOMINAL OUTPUT PRESSURE (BAR / PSI)	MAX OPERATING PRESSURE (BAR / PSI)	REGULATING UNITS QTY
30520-001000	PR.V. 2000 1.5" 0.6 BAR 9 PSI 2U	1.6-9 / 7-35	0.6 / 9	10 / 145	2
30520-001100	PR.V. 2000 1.5" 0.8 BAR 12 PSI 2U	1.6-9 / 7-35	0.8 / 12	10 / 145	2
30520-001200	PR.V. 2000 1.5" 1.1 BAR 15 PSI 2U	1.6-9 / 7-35	1.1 / 15	10 / 145	2
30520-001300	PR.V. 2000 1.5" 1.4 BAR 20 PSI 2U	1.6-9 / 7-35	1.4 / 20	10 / 145	2
30520-001400	PR.V. 2000 1.5" 1.8 BAR 25 PSI 2U	1.6-9 / 7-35	1.8 / 25	10 / 145	2
30520-001500	PR.V. 2000 1.5" 2.0 BAR 30 PSI 2U	1.6-9 / 7-35	2.0 / 30	10 / 145	2
30520-001600	PR.V. 2000 1.5" 2.5 BAR 35 PSI 2U	1.6-9 / 7-35	2.5 / 35	10 / 145	2
30520-001700	PR.V. 2000 1.5" 3.0 BAR 43 PSI 2U	1.6-9 / 7-35	3.0 / 43	10 / 145	2
30520-001800	PR.V. 2000 1.5" 3.5 BAR 50 PSI 2U	1.6-9 / 7-35	3.5 / 50	10 / 145	2
30520-001900	PR.V. 2000 1.5" 4.0 BAR 57 PSI 2U	1.6-9 / 7-35	4.0 / 57	10 / 145	2
30520-002000	PR.V. 2000 1.5" 4.5 BAR 65 PSI 2U	1.6-9 / 7-35	4.5 / 65	10 / 145	2



PRV 2000 2" 4 UNITS

CATALOG NO.	DESCRIPTION	FLOW RANGE (M ³ /H / GPM)	NOMINAL OUTPUT PRESSURE (BAR / PSI)	MAX OPERATING PRESSURE (BAR / PSI)	REGULATING UNITS QTY
30540-001000	PR.V. 2000 2" BSP 0.6 BAR 9 PSI 4U	3.2-18 / 14-70	0.6 / 9	10 / 145	4
30540-001100	PR.V. 2000 2" BSP 0.8 BAR 12 PSI 4U	3.2-18 / 14-70	0.8 / 12	10 / 145	4
30540-001200	PR.V. 2000 2" BSP 1.1 BAR 15 PSI 4U	3.2-18 / 14-70	1.1 / 15	10 / 145	4
30540-001300	PR.V. 2000 2" BSP 1.4 BAR 20 PSI 4U	3.2-18 / 14-70	1.4 / 20	10 / 145	4
30540-001400	PR.V. 2000 2" BSP 1.8 BAR 25 PSI 4U	3.2-18 / 14-70	1.8 / 25	10 / 145	4
30540-001500	PR.V. 2000 2" BSP 2.0 BAR 30 PSI 4U	3.2-18 / 14-70	2.0 / 30	10 / 145	4
30540-001600	PR.V. 2000 2" BSP 2.5 BAR 35 PSI 4U	3.2-18 / 14-70	2.5 / 35	10 / 145	4
30540-001700	PR.V. 2000 2" BSP 3.0 BAR 43 PSI 4U	3.2-18 / 14-70	3.0 / 43	10 / 145	4
30540-001800	PR.V. 2000 2" BSP 3.5 BAR 50 PSI 4U	3.2-18 / 14-70	3.5 / 50	10 / 145	4
30540-001900	PR.V. 2000 2" BSP 4.0 BAR 57 PSI 4U	3.2-18 / 14-70	4.0 / 57	10 / 145	4
30540-002000	PR.V. 2000 2" BSP 4.5 BAR 65 PSI 4U	3.2-18 / 14-70	4.5 / 65	10 / 145	4
30540-002100	PR.V. 2000 2" NPT 0.6 BAR 9 PSI 4U	3.2-18 / 14-70	0.6 / 9	10 / 145	4
30540-002200	PR.V. 2000 2" NPT 0.8 BAR 12 PSI 4U	3.2-18 / 14-70	0.8 / 12	10 / 145	4
30540-002300	PR.V. 2000 2" NPT 1.1 BAR 15 PSI 4U	3.2-18 / 14-70	1.1 / 15	10 / 145	4
30540-002400	PR.V. 2000 2" NPT 1.4 BAR 20 PSI 4U	3.2-18 / 14-70	1.4 / 20	10 / 145	4
30540-002500	PR.V. 2000 2" NPT 1.8 BAR 25 PSI 4U	3.2-18 / 14-70	1.8 / 25	10 / 145	4
30540-002600	PR.V. 2000 2" NPT 2.0 BAR 30 PSI 4U	3.2-18 / 14-70	2.0 / 30	10 / 145	4
30540-002700	PR.V. 2000 2" NPT 2.5 BAR 35 PSI 4U	3.2-18 / 14-70	2.5 / 35	10 / 145	4
30540-002800	PR.V. 2000 2" NPT 3.0 BAR 43 PSI 4U	3.2-18 / 14-70	3.0 / 43	10 / 145	4
30540-002900	PR.V. 2000 2" NPT 3.5 BAR 50 PSI 4U	3.2-18 / 14-70	3.5 / 50	10 / 145	4
30540-003000	PR.V. 2000 2" NPT 4.0 BAR 57 PSI 4U	3.2-18 / 14-70	4.0 / 57	10 / 145	4
30540-003100	PR.V. 2000 2" NPT 4.5 BAR 65 PSI 4U	3.2-18 / 14-70	4.5 / 65	10 / 145	4



PRV 2000 2" 6 UNITS

CATALOG NO.	DESCRIPTION	FLOW RANGE (M ³ /H / GPM)	NOMINAL OUTPUT PRESSURE (BAR / PSI)	MAX OPERATING PRESSURE (BAR / PSI)	REGULATING UNITS QTY
30560-001000	PR.V. 2000 2" BSP 0.6 BAR 9 PSI 6U	4.8-27 / 21-105.6	0.6 / 9	10 / 145	6
30560-001100	PR.V. 2000 2" BSP 0.8 BAR 12 PSI 6U	4.8-27 / 21-105.6	0.8 / 12	10 / 145	6
30560-001200	PR.V. 2000 2" BSP 1.1 BAR 15 PSI 6U	4.8-27 / 21-105.6	1.1 / 15	10 / 145	6
30560-001300	PR.V. 2000 2" BSP 1.4 BAR 20 PSI 6U	4.8-27 / 21-105.6	1.4 / 20	10 / 145	6
30560-001400	PR.V. 2000 2" BSP 1.8 BAR 25 PSI 6U	4.8-27 / 21-105.6	1.8 / 25	10 / 145	6
30560-001500	PR.V. 2000 2" BSP 2.0 BAR 30 PSI 6U	4.8-27 / 21-105.6	2.0 / 30	10 / 145	6
30560-001600	PR.V. 2000 2" BSP 2.5 BAR 35 PSI 6U	4.8-27 / 21-105.6	2.5 / 35	10 / 145	6
30560-001700	PR.V. 2000 2" BSP 3.0 BAR 43 PSI 6U	4.8-27 / 21-105.6	3.0 / 43	10 / 145	6
30560-001800	PR.V. 2000 2" BSP 3.5 BAR 50 PSI 6U	4.8-27 / 21-105.6	3.5 / 50	10 / 145	6
30560-001900	PR.V. 2000 2" BSP 4.0 BAR 57 PSI 6U	4.8-27 / 21-105.6	4.0 / 57	10 / 145	6
30560-002000	PR.V. 2000 2" BSP 4.5 BAR 65 PSI 6U	4.8-27 / 21-105.6	4.5 / 65	10 / 145	6
30560-002100	PR.V. 2000 2" NPT 0.6 BAR 9 PSI 6U	4.8-27 / 21-105.6	0.6 / 9	10 / 145	6
30560-002200	PR.V. 2000 2" NPT 0.8 BAR 12 PSI 6U	4.8-27 / 21-105.6	0.8 / 12	10 / 145	6
30560-002300	PR.V. 2000 2" NPT 1.1 BAR 15 PSI 6U	4.8-27 / 21-105.6	1.1 / 15	10 / 145	6
30560-002400	PR.V. 2000 2" NPT 1.4 BAR 20 PSI 6U	4.8-27 / 21-105.6	1.4 / 20	10 / 145	6
30560-002500	PR.V. 2000 2" NPT 1.8 BAR 25 PSI 6U	4.8-27 / 21-105.6	1.8 / 25	10 / 145	6
30560-002600	PR.V. 2000 2" NPT 2.0 BAR 30 PSI 6U	4.8-27 / 21-105.6	2.0 / 30	10 / 145	6
30560-002700	PR.V. 2000 2" NPT 2.5 BAR 35 PSI 6U	4.8-27 / 21-105.6	2.5 / 35	10 / 145	6
30560-002800	PR.V. 2000 2" NPT 3.0 BAR 43 PSI 6U	4.8-27 / 21-105.6	3.0 / 43	10 / 145	6
30560-002900	PR.V. 2000 2" NPT 3.5 BAR 50 PSI 6U	4.8-27 / 21-105.6	3.5 / 50	10 / 145	6
30560-003000	PR.V. 2000 2" NPT 4.0 BAR 57 PSI 6U	4.8-27 / 21-105.6	4.0 / 57	10 / 145	6
30560-003100	PR.V. 2000 2" NPT 4.5 BAR 65 PSI 6U	4.8-27 / 21-105.6	4.5 / 65	10 / 145	6



PRV 2000 3" 10 units

30580-001000	PR.V. 2000 3" BSP 0.6 BAR 9 PSI 10U	8-45 / 35-175	0.6 / 9	10 / 145	10
30580-001100	PR.V. 2000 3" BSP 0.8 BAR 12 PSI 10U	8-45 / 35-175	0.8 / 12	10 / 145	10
30580-001200	PR.V. 2000 3" BSP 1.1 BAR 15 PSI 10U	8-45 / 35-175	1.1 / 15	10 / 145	10
30580-001300	PR.V. 2000 3" BSP 1.4 BAR 20 PSI 10U	8-45 / 35-175	1.4 / 20	10 / 145	10
30580-001400	PR.V. 2000 3" BSP 1.8 BAR 25 PSI 10U	8-45 / 35-175	1.8 / 25	10 / 145	10
30580-001500	PR.V. 2000 3" BSP 2.0 BAR 30 PSI 10U	8-45 / 35-175	2.0 / 30	10 / 145	10
30580-001600	PR.V. 2000 3" BSP 2.5 BAR 35 PSI 10U	8-45 / 35-175	2.5 / 35	10 / 145	10
30580-001700	PR.V. 2000 3" BSP 3.0 BAR 43 PSI 10U	8-45 / 35-175	3.0 / 43	10 / 145	10
30580-001800	PR.V. 2000 3" BSP 3.5 BAR 50 PSI 10U	8-45 / 35-175	3.5 / 50	10 / 145	10
30580-001900	PR.V. 2000 3" BSP 4.0 BAR 57 PSI 10U	8-45 / 35-175	4.0 / 57	10 / 145	10
30580-002000	PR.V. 2000 3" BSP 4.5 BAR 65 PSI 10U	8-45 / 35-175	4.5 / 65	10 / 145	10
30580-002100	PR.V. 2000 3" NPT 0.6 BAR 9 PSI 10U	8-45 / 35-175	0.6 / 9	10 / 145	10
30580-002200	PR.V. 2000 3" NPT 0.8 BAR 12 PSI 10U	8-45 / 35-175	0.8 / 12	10 / 145	10
30580-002300	PR.V. 2000 3" NPT 1.1 BAR 15 PSI 10U	8-45 / 35-175	1.1 / 15	10 / 145	10
30580-002400	PR.V. 2000 3" NPT 1.4 BAR 20 PSI 10U	8-45 / 35-175	1.4 / 20	10 / 145	10
30580-002500	PR.V. 2000 3" NPT 1.8 BAR 25 PSI 10U	8-45 / 35-175	1.8 / 25	10 / 145	10
30580-002600	PR.V. 2000 3" NPT 2.0 BAR 30 PSI 10U	8-45 / 35-175	2.0 / 30	10 / 145	10
30580-002700	PR.V. 2000 3" NPT 2.5 BAR 35 PSI 10U	8-45 / 35-175	2.5 / 35	10 / 145	10
30580-002800	PR.V. 2000 3" NPT 3.0 BAR 43 PSI 10U	8-45 / 35-175	3.0 / 43	10 / 145	10
30580-002900	PR.V. 2000 3" NPT 3.5 BAR 50 PSI 10U	8-45 / 35-175	3.5 / 50	10 / 145	10
30580-003000	PR.V. 2000 3" NPT 4.0 BAR 57 PSI 10U	8-45 / 35-175	4.0 / 57	10 / 145	10
30580-003100	PR.V. 2000 3" NPT 4.5 BAR 65 PSI 10U	8-45 / 35-175	4.5 / 65	10 / 145	10



SPARE PARTS FOR PRV 2000

CATALOG NO.	DESCRIPTION
31500-001000	REGULATING UNIT 2000 0.6 BAR 9 PSI
31500-001100	REGULATING UNIT 2000 0.8 BAR 12 PSI
31500-001200	REGULATING UNIT 2000 1.1 BAR 15 PSI
31500-001300	REGULATING UNIT 2000 1.4 BAR 20 PSI
31500-001400	REGULATING UNIT 2000 1.8 BAR 25 PSI
31500-001500	REGULATING UNIT 2000 2.0 BAR 30 PSI
31500-001600	REGULATING UNIT 2000 2.5 BAR 35 PSI
31500-001700	REGULATING UNIT 2000 3.0 BAR 43 PSI
31500-001800	REGULATING UNIT 2000 3.5 BAR 50 PSI
31500-001900	REGULATING UNIT 2000 4.0 BAR 57 PSI
31500-002000	REGULATING UNIT 2000 4.5 BAR 65 PSI
31500-002020	PR.V. 2000 3/4"-BODY REPLACEMENT KIT
31500-002030	PR.V. 2000 1.5"-BODY REPLACEMENT KIT
31500-002040	PR.V.2000 2" 4U BSP-B.REPLACEMENT KIT
31500-002050	PR.V.2000 2" 4U NPT-B.REPLACEMENT KIT
31500-002060	PR.V.2000 2" 6U BSP-B.REPLACEMENT KIT
31500-002070	PR.V.2000 2" 6U NPT-B.REPLACEMENT KIT
31500-002075	PRV 2000 2" 6U NPT-B.REPLCMNT KIT 5/CASE
31500-002080	PR.V.2000 3" 10U BSP-B.REPLACEMENT KIT
31500-002090	PR.V.2000 3" 10U NPT-B.REPLACEMENT KIT

