

Philmac J Series

Fan Jets.

Low operating pressure, single piece construction fan sprays



JSF12 360°
JSF16 360°



JSH12 180°
JSH16 180°



JSQ12 90°
JSQ16 90°



DV16T
STRIP SPRAY

■ Operation

Unique "grip" thread (4mm nominal) will push or screw tight into poly tube, and hold fast in rigid risers, soft plasticised tube and landscape stakes.

■ Performance

Two colour coded nozzle sizes.

Capable of very low operating pressures.

Fine fan spray pattern in arcs of full circle (nominal), half circle, quarter circle and strip, (see overleaf).

■ Application

Garden beds of flowering annuals or perennials in wind protected areas.

Shade housed containing a mix of plants. Especially good in creating a moist micro climate around delicate ferns and soft ground covers.

Note: Blue shapes indicate the nominal spray pattern.

Philmac[®]

The connection you can trust.

S P E C I F I C A T I O N S

Nozzle Colour	Pressure		Flow Rate		Radius metres		
	kPa	(psi)	lph	(US gal/hr)	360°	180°	90°
					JSF 12	JSH 12	JSQ 12
GREEN 1.2 mm	50	(7.2)	34	(8.9)	1.0	1.0	1.0
	75	(10.8)	42	(11.0)	1.1	1.1	1.0
	100	(14.5)	48	(12.6)	1.2	1.2	1.1
	125	(18.1)	55	(14.6)	1.2	1.2	1.2
	150	(21.7)	60	(15.8)	1.3	1.3	1.3
				JSF 16	JSH 16	JSQ 16	
BLACK 1.6 mm	50	(7.2)	59	(15.5)	1.1	1.1	1.1
	75	(10.8)	72	(19.0)	1.2	1.2	1.3
	100	(14.5)	83	(21.9)	1.3	1.3	1.5
	125	(18.1)	93	(24.5)	1.5	1.5	1.6
	150	(21.7)	102	(26.9)	1.5	1.6	1.6
				DV16T:	STRIP RADIUS	WIDTH	
BLUE 1.6 mm	50	(7.2)	60	(15.8)		1.4	0.6
	75	(10.8)	70	(18.5)		1.5	0.8
	100	(14.5)	80	(21.1)		1.7	1.0
	125	(18.1)	90	(23.7)		1.8	1.2
	150	(21.7)	100	(26.4)		1.9	1.3

Typical Installations

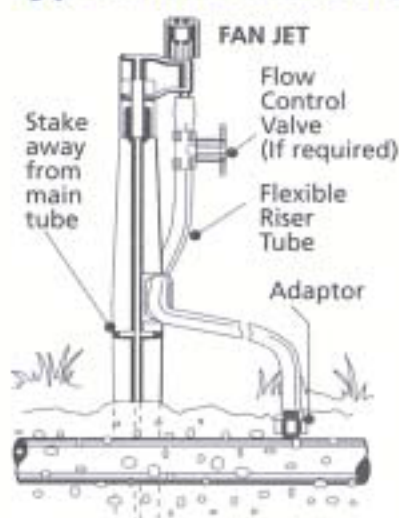


Fig 1.
Screwed into a landscape stake (LST4A) which can be moved around as the plants develop. This is the most professional method of installation.

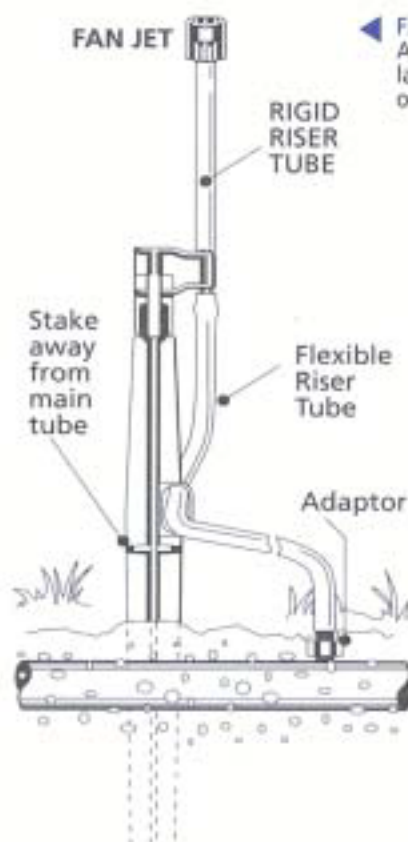


Fig 2.
A rigid riser can be mounted on the landscape stake to increase the height of the jet.

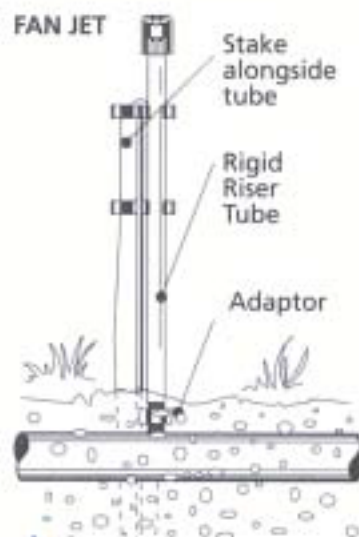


Fig 3.
Screwed into rigid riser and supported by a stake. Use only where there is no need to move the position of the jet.

RECOMMENDED USE:

Products described above are designed and manufactured for micro irrigation use and therefore have a maximum recommended operating pressure of 300 kPa. The products must be used with suitable filtration (where applicable) to avoid blockage or damage to working components.

Please note that the information, opinions, recommendations and advice given on this specification sheet are supplied only to provide an improved understanding of the technical aspects of Philmac valves. So far as the law allows, Philmac Pty. Ltd. will not accept liability in respect of any loss or damage of any kind claimed to arise as a result of reliance upon any information contained on this specification sheet. Please refer to our Terms and Conditions of Supply of goods.

W55 012G 5.02

Philmac

Philmac Pty Ltd
53-59 Deeds Road
North Plympton
SA 5037, Australia
Telephone (08) 8300 9200
Facsimile (08) 8300 9390
Web: <http://www.philmac.com.au>