

NEW
Floatless
RainBank®
Available
NOW



Depend on Davey

APPLICATIONS

RainBank® is ideal for metropolitan rainwater harvesting on homes, toilet blocks and garden irrigation.

Surface Mounted Models Submersible (in tank) Models

DAVEY
RainBank

Rainwater Harvesting Controller

Model Numbers:
 KRB1, KRB2, KRB1NF, KRB2NF, KRB3, KRB4, KRBX1, KRBS1, KRBS2, KRBSA1

Dual source controller, specifically designed to source rainwater for water applications such as toilets and/or laundry, with automatic mains water back-up. Also suitable for exterior taps.

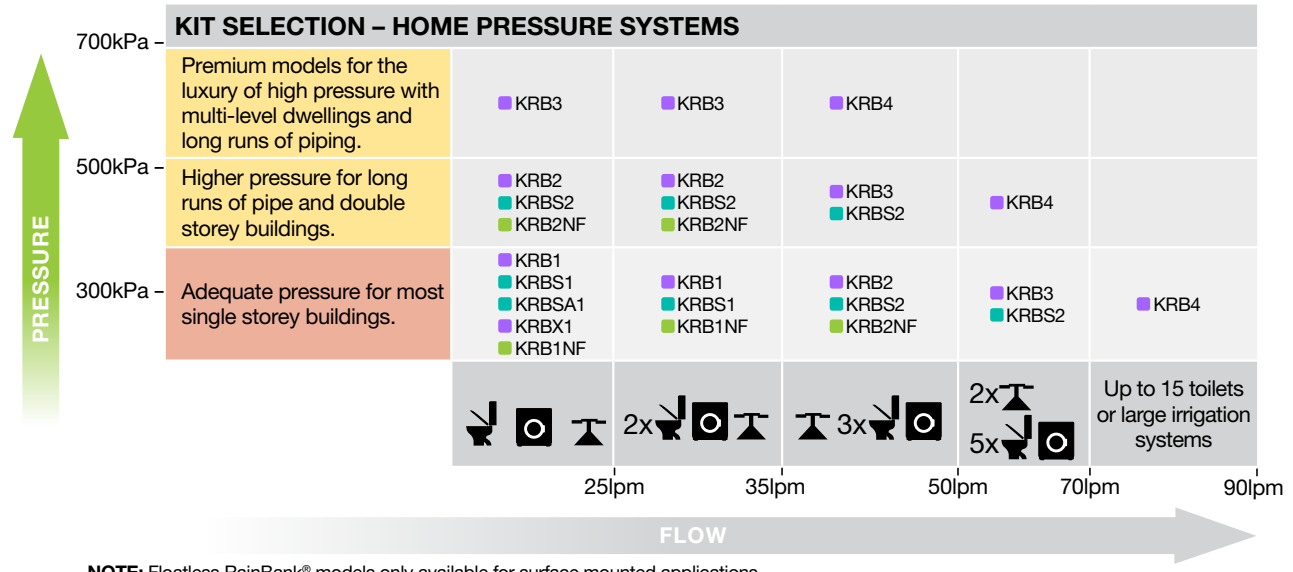
Option of Floatless, surface mounted and submersible "in tank" pump options for installation convenience

WHY CHOOSE THE RainBank® CONTROLLER?

- RainBank® is a mains/tank water interconnection device sourcing rainwater as a priority with mains as a back up
- New Floatless version now available
- Unique patented, yet uncomplicated technology, providing a dependable solution to rainwater harvesting.
- Environmentally friendly:
 - Saving water
 - Reduced inflow to stormwater systems
 - No re-pumping of mains water
 - Low power consumption in standby
- No solenoid valves used
- Provides seamless mains back-up in the event of no rainwater or electrical interruptions, for consumer convenience and comfort.
- Feedback lights to indicate water source and faults.
- Built-in backflow protection valve (dual check valve) in compliance with the requirements of AS/NZS 3500-1-2003 for added safety and assured protection of your mains water supply.
- Can be mounted on pump or on nearby wall for easier installation and to suit a variety of applications. Best mounted near the laundry and away from bedrooms.
- Simple to install with no adjustment necessary, saving time and money at installation.
- Yellow LED – fault condition



Select the right kit for your home



NOTE: Floatless RainBank® models only available for surface mounted applications

● RainBank® Floatless
 ● RainBank® Surface Mounted
 ● RainBank® Submersible
 ● Multi Outlets (Two story houses)
 ● Min Outlets (Low set houses)

	RainBank® Model	Pump Model	Float Type	Flow Rate @200kPa	Higher Pressure	Higher Flows
	Surface Mounted – Floatless					
	KRB1NF	HP45-05	Floatless	40 lpm	✗	✗
	KRB2NF	HS50-06	Floatless	46 lpm	✓	✓
	Surface Mounted – Top Entry					
	KRBX1	SJ35-04	Top Entry	25 lpm	✗	✗
	KRB1	HP45-05	Top Entry	40 lpm	✗	✗
	KRB2	HS50-06	Top Entry	46 lpm	✓	✓
	KRB3	HM60-08*	Top Entry	60 lpm	✓	✓
	KRB4	HM90-13*	Top Entry	80 lpm	✓	✓
	Surface Mounted – Side Entry					
KRBX1F	SJ35-04	Side Entry	25 lpm	✗	✗	
KRB1F	HP45-05	Side Entry	40 lpm	✗	✗	
KRB2F	HS50-06	Side Entry	46 lpm	✓	✓	
Submersible						
KRBSA1	D23A/B	Submersible Float	10 lpm	✗	✗	
KRBS1	D42A/B	Submersible Float	40 lpm	✗	✗	
KRBS2	D53A/B	Submersible Float	63 lpm	✓	✓	

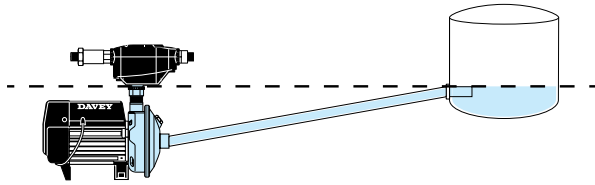
Tested in compliance with AS/NZS 4020 for use in contact with safe drinking water

NOTE: HM models are suited to flooded suction applications

Floatless models feature:

- > Benefit of a mains switching device without having to worry about a float
- > Float can be easily be added if the application requires it
- > Suited to flooded suction applications

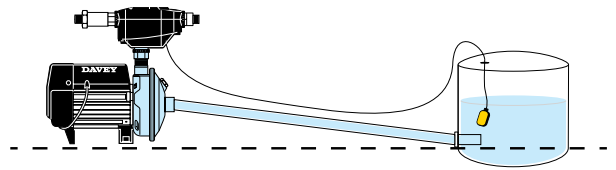
Install it like this



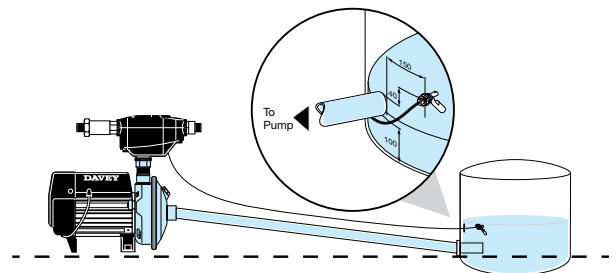
Surface mounted models feature:

- > Higher pressure options and flow rates
- > Option of top entry or side entry float
- > Easy system access for maintenance and servicing
- > In the event of a leak, this can be easily identified

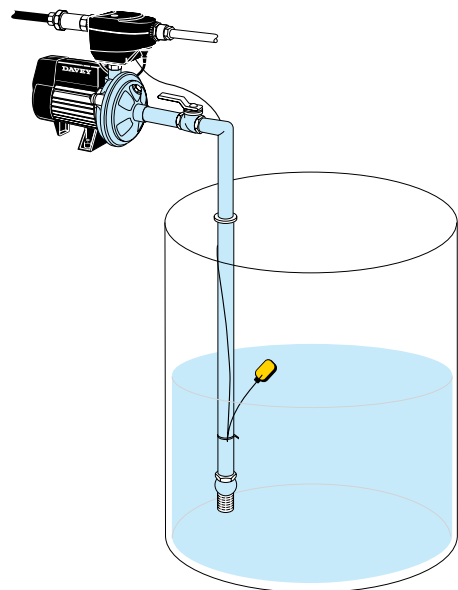
Install it like this



OR



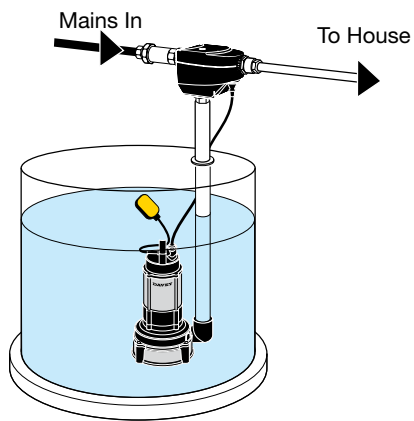
OR



Submersible 'in tank' models feature:

- > Quieter running that can be a concern with smaller domestic lot sizes
- > Pump can not be tampered with by children or pets

Install it like this



RainBank® Controller Technical Information

OPERATING LIMITS	
Maximum flow rate (mains)	100 lpm
Maximum flow rate (pump)	100 lpm
Maximum mains water pressure	900 kPa
Maximum pump pressure	600 kPa
Maximum pump amps	10 amps
Level switch voltage	12 volts DC
Maximum water temperature continuous	50°C
Minimum water temperature	1°C
Maximum ambient temperature	50°C
Mains water inlet size	3/4" BSP(M)
Rainwater inlet size	1" BSP(M)
Outlet size	3/4" BSP(M)

NOTE: RainBank®/S model specifically designed for submersible pumps fitted with auto float switch.

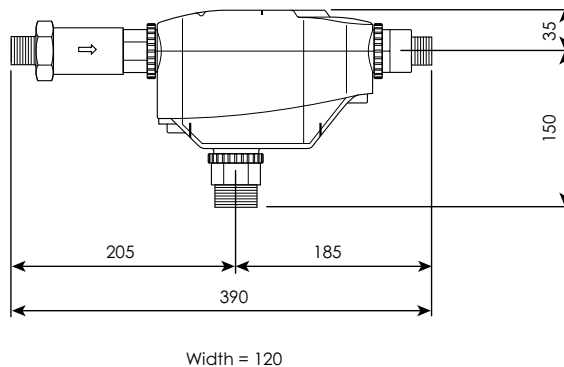
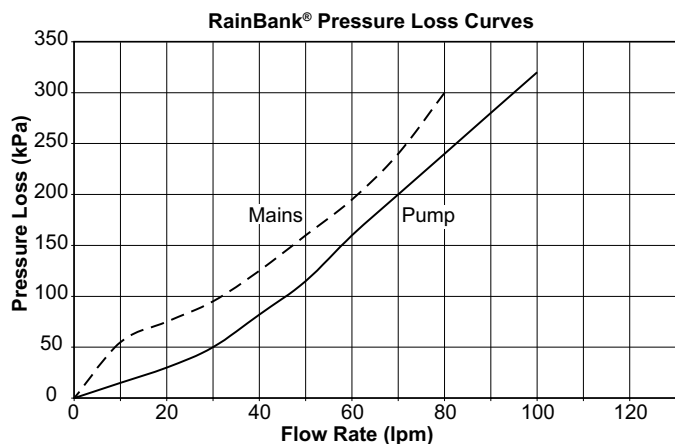
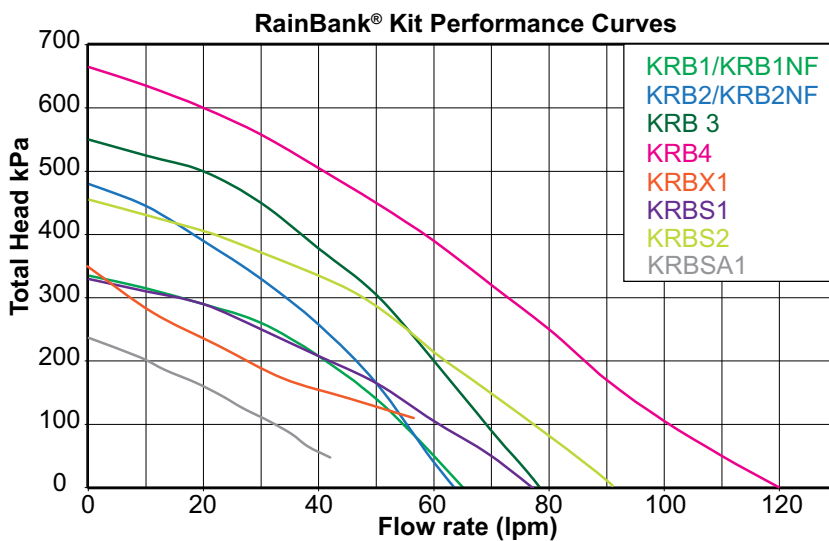
ELECTRICAL DATA	
Supply voltage	220-250V
Supply frequency	50Hz
Max. full load current	10A
Enclosure class	IP23
Power supply lead – incoming	2m
Level switch lead length:	
Side entry	5m
Top entry	9m

NOTE: Refer to relevant pump datasheets for technical pump data

MATERIALS OF CONSTRUCTION	
Part	Material
Dual check valve	
Body	D.R. brass
Valves	Acetal
Springs	304 stainless steel
Source control valve	
Body	Nylon
Valves	Acetal
Plunger	Grivory
Diaphragm	Santoprene
Springs	316 stainless steel
Seal	Nitrile
Sensor plate	316 stainless steel
Enclosure	A.B.S.

APPROVALS
Complies with electrical standards: AS/NZS60335.2.41: 2004 Clause 24
Certificate of electrical suitability: A/10E
Complies with plumbing standards: AS/NZS3500-1-2003 including provision of backflow protection when installed in compliance with product Installation & Operating Instructions.
Watermark License WMKA22042 .
Must be installed by a licensed plumber.

HYDRAULIC PERFORMANCE & DIMENSIONS (mm)



NOTE: Optional bracket available on request. P/N 32556



davey.com.au | daveynz.co.nz

This literature is not a complete guide to product usage. All images provided in this document are for illustration purposes only. Further information is available from your Davey Dealer, Davey Support Centre and from the relevant product Installation and Operating Instructions. Must be read in conjunction with the relevant product Installation and Operating Instructions and all applicable statutory requirements. Product specifications may change without notice. © Davey is a registered trademark of Davey Water Products Pty Ltd. © Davey Water Products Pty Ltd 2016.