

APPLICATIONS

KP and AP12 pumps are portable, multipurpose, submersible stainless steel pumps for the transfer of clear, non-aggressive water, slightly soiled water and wastewater. These pumps work equally well automatically and manually and are designed for either fixed installation or mobile use.

- Lifting wastewater from washing machines, showers, wash basins, located below the drain pipe
- Drainage of flooded cellars, sumps etc
- Drainage or filling of swimming pools or tanks
- Transfer of liquids in agriculture, horticulture and industry
- Pumping water from shallow wells

FEATURES

- Compact design
- Stainless steel construction (AISI 304)
- Wide range, with automatic and manual versions. KP available with a standard float (A1) or a vertical float (Niro)
- Easy maintenance of the strainer and power/float cable

CONSTRUCTION

- Semi-open impeller
- IP68 motor
- Insulation Class F
- 1 x 240 V pumps include capacitor and thermal overload protection
- 3 x 415 V automatic pumps (A3) include control box with contactor, overload and 10 m float switch
- 3 x 415 V manual pumps (3) require a starter incorporating correct motor overload protection

TECHNICAL FEATURES

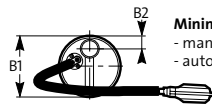
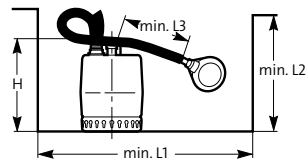
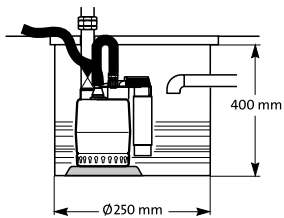
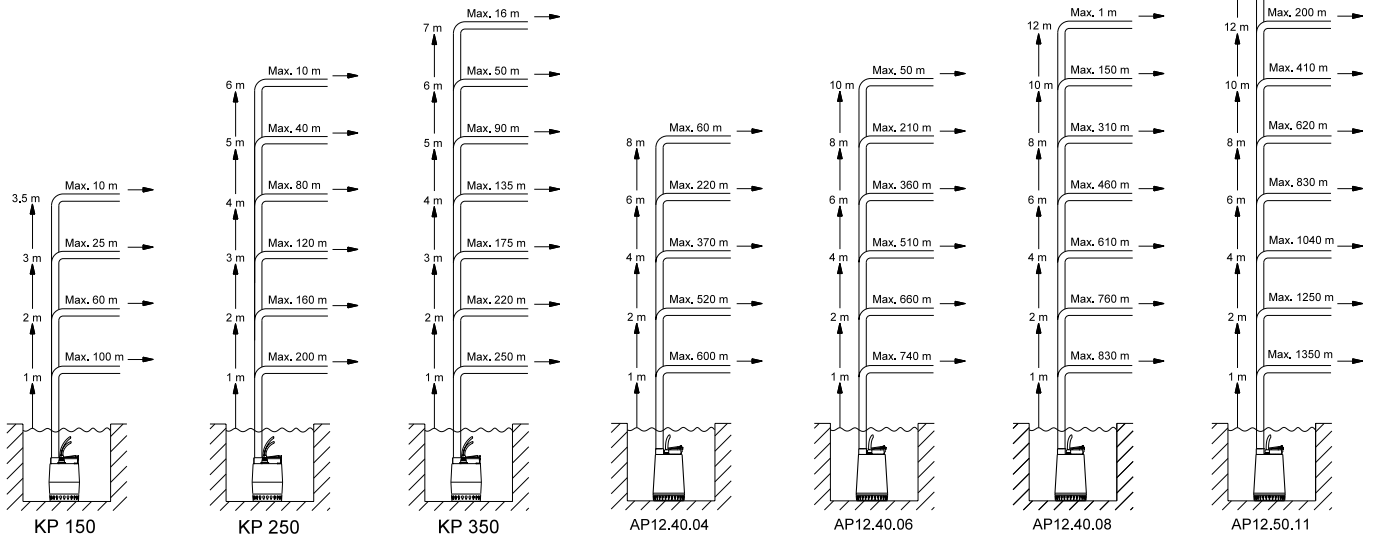
Pumps	Cable (m)	P2 (kW)	1 ph In (A)	3 ph In (A)	Water temp (°C)	Outlet	Dimensions (mm)					Performance									
							H	B1	L1	L2	L3	l/min	0	50	100	150	200	300	400	500	
												m ³ /h	0	3	6	9	12	18	24	30	
Unilift KP 150	5	0.14	1.3	no	0/50	1 ½" F	225	149	350	400	70		5.2	3.9	2.7	-	-	-	-		
Unilift KP 250	5	0.25	2.2	no	0/50	1 ½" F	225	149	350	400	70		7.5	6.7	5.0	2.8	-	-	-		
Unilift KP 350	5	0.35	3.2	no	0/50	1 ½" F	235	149	350	410	70		9.0	7.9	6.7	5.1	2.9	-	-		
Unilift AP12-40-04	10	0.40	3.0	1.2	0/55	1 ½" F	321	216	550	600	100	m Head	10.7	9.6	8.5	7.1	5.4	1.3	-	-	
Unilift AP12-40-06	10	0.60	4.4	1.6	0/55	1 ½" F	321	216	550	600	100		12.9	11.9	10.7	9.2	7.5	3.4	-	-	
Unilift AP12-40-08	10	0.80	5.9	2.1	0/55	1 ½" F	346	216	550	600	100		14.5	13.5	12.4	11.1	9.6	5.8	0.8	-	
Unilift AP12-50-11	10	1.10	8.5	-	0/55	2" F	357	241	550	600	100		16.0	15.2	14.3	13.2	12.1	9.5	6.6	3.5	
Unilift AP12-50-11	10	1.10	-	3.2	0/55	2" F	357	241	550	600	100		16.7	15.9	15.0	14.0	12.9	10.4	7.4	4.2	

*70 °C max. for 2 minutes at intervals of at least 30 minutes.

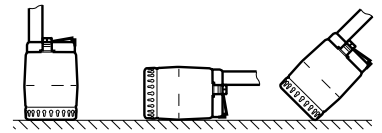


2 YEAR WARRANTY

DIMENSIONS / INSTALLATION



Minimum level of liquid:
 - manual operation: 14 mm
 - automatic operation: 100 mm



Installation depth: maximum of 10 m below the water level.

