

BIG CATCH WORK STATION

Model # 55-0130




Holds up to 350 lbs.

PARTS LIST	
Qty	Name
2	Work Station Frame
4	U-Brace
16	Stainless Steel Allen Head Bolt
16	Stainless Steel Lock Nut
1	Allen Head Wrench

Assembly

Tools Needed: Adjustable Wrench for Lock Nuts

- ◆ Attach U-Brace to bottom of each side of frame as shown>




Use

- ◆ Open both **Work Stations** and place them in line as shown above to hold one boat.
- ◆ Verify that velcro on slings is firmly closed.
- ◆ Adjust stand spacing to best achieve a stable platform for your watercraft.
- ◆ When not in use, fold by lifting up on the top of both yellow crossbars.

Use of the Sling

- ◆ When the stand is folded, the sling should look like the photo. The loops of the sling that wrap around the foam on the frame are angled towards the center. ----->



Rev. 6/20

FOR TECHNICAL ASSISTANCE OR REPLACEMENT PARTS: CALL 866.787.7369

Over for Page 2

SUSPENZ®, INC.
8725 ROSWELL ROAD #0-220
ATLANTA GA 30350



CUSTOMER SERVICE: 770-518-0045
FAX: 770-518-8507
WEBSITE: WWW.SUSPENZ.COM

Free the Sling if it gets Jammed...

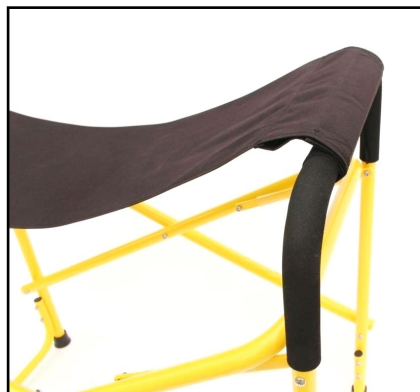
Jam 1: Unable to Open the Stand?

When attempting to unfold the stand, the sling gets stuck and unable to rotate on padded frame. Close stand back to its original upright position and adjust sling per photo in "The FIX".



Jam 2: Sling not Fully Opened?

When the stand is unfolded, the sling gets caught and folds over itself not allowing the sling to fully open. Fold the stand back to its original upright position and adjust sling per photo in "The FIX".



What's Happening?

Sometimes during transport (or initial shipment in the box), the sling will rotate on the padded frame such that it is angled outwards as shown in photo below.



The FIX:

To free the jammed sling, close the stand back to the original upright position. It is now easy to rotate the sling so that it is angled towards the center. The stand will now unfold easily.



Rotate Sling
to the Inside
of Frame.

OUR PLEDGE TO YOU

SuspENZ® products are warranted for life against defects in material or workmanship to the original owner. Product must be used for its intended purpose under normal conditions. Please visit www.SuspENZ.com for complete warranty information.

SUSPENZ®, INC.
8725 ROSWELL ROAD #0-220
ATLANTA GA 30350



CUSTOMER SERVICE: 770-518-0045
FAX: 770-518-8507
WEBSITE: WWW.SUSPENZ.COM