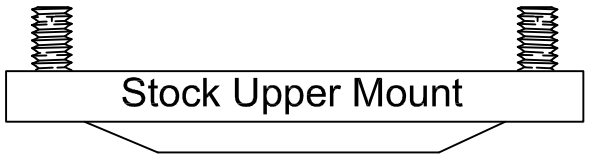


Merkur XR4TI

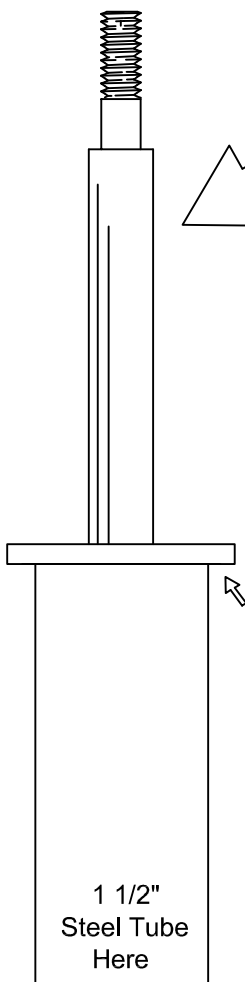
Rest Steel Tube At Base Of Stock Perch. Slide Steel Ring Over Steel Tube And Position In Perch. Place Collar Over Steel Tube On Top Of Steel Ring.



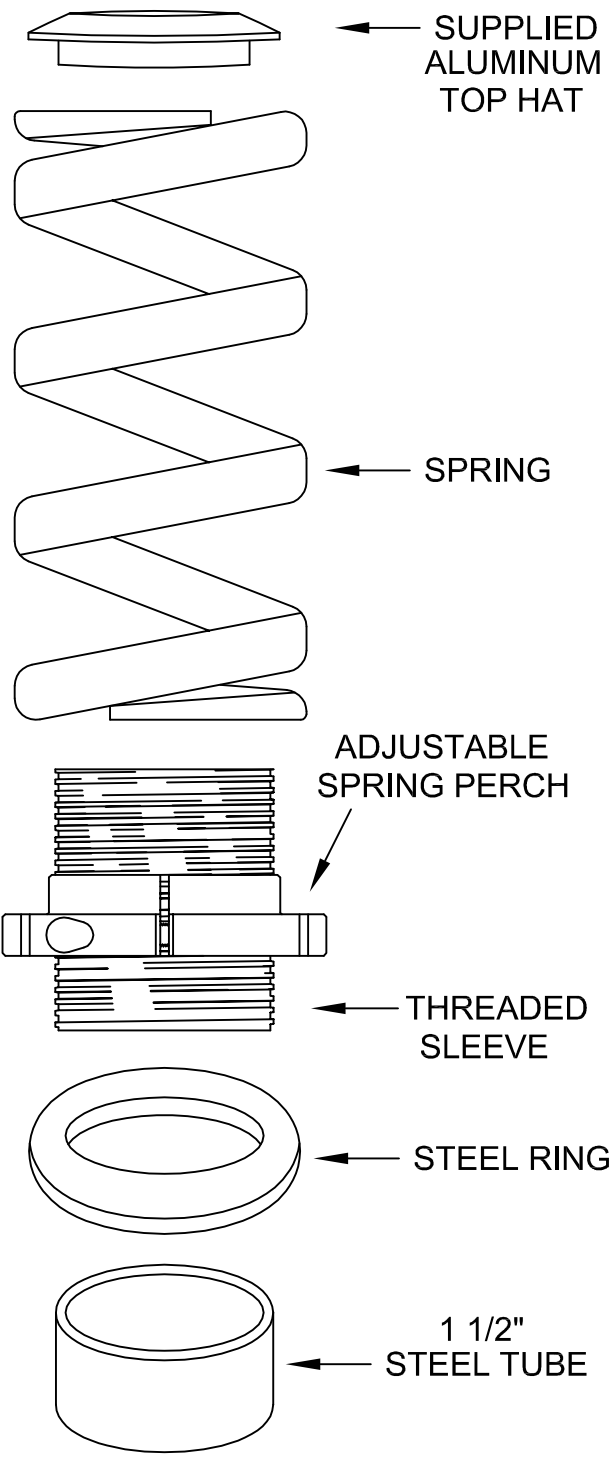
Stock Upper Mount

DO NOT FORGET TO PLACE BUMP STOP ON SHAFT

If Needed Knock Off Cap And Reinstall After Tube is Installed
If Threaded Use Corect Tool to Unscrew



1 1/2" Steel Tube Here



SUPPLIED ALUMINUM TOP HAT

SPRING

ADJUSTABLE SPRING PERCH

THREADED SLEEVE

STEEL RING

1 1/2" STEEL TUBE

GROUND CONTROL
www.groundcontrolstore.com
3885 Dividend Drive
Shingle Springs, CA 95682
(530)677-8600 fax (530)677-9090