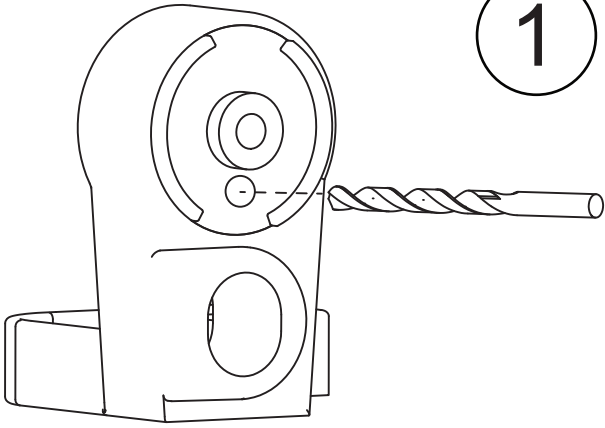


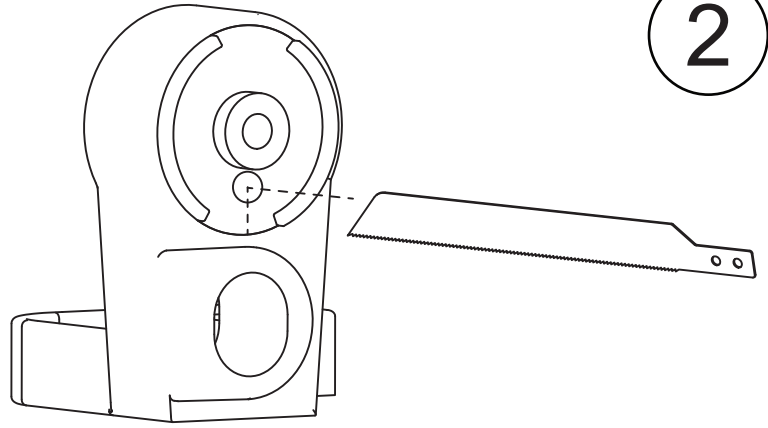
# E36/E46 Rear Trailing Arm Bushing

1



DRILL HOLE IN BUSHING LARGE ENOUGH TO INSERT SAW BLADE


2



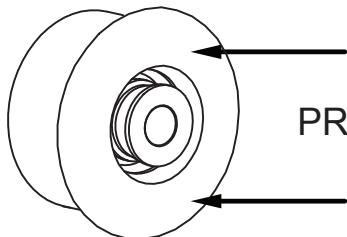
CUT THROUGH BUSHING TO REMOVE FROM TRAILING ARM. BE SURE NOT TO DAMAGE THE HOUSING

INSTALL THE LARGER HALF OF THE BEARING HOUSING FIRST. ONLY PRESS ON THE ALUMINUM SURFACE. DO NOT APPLY PRESSURE TO THE SPHERICAL BEARING OR BEARING SPACER. CHECK BOLT TIGHTNESS AFTER FIRST TRACK SESSION.

3



TORQUE BOLTS TO 18ft/lbs



PRESS ON THIS SURFACE

**GROUND CONTROL**

[www.groundcontrolstore.com](http://www.groundcontrolstore.com)

3885 Dividend Drive

Shingle Springs, CA 95682

(530)677-8600 fax (530)677-9090