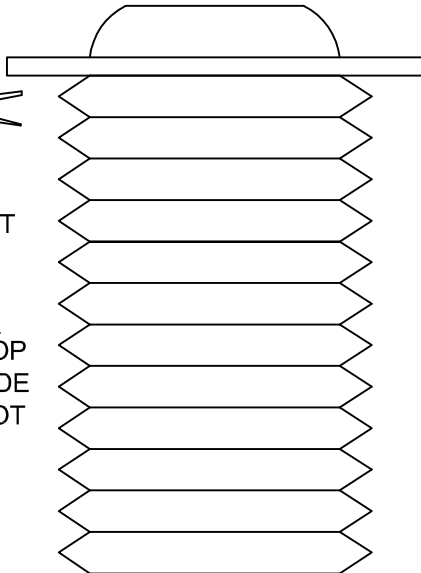


# MODIFICATION TO STOCK BUMP STOP MAZDA MIATA 90-97 ( NA SERIES)

1

TRIM BOOT  
FROM  
UPPER MOUNT

DO NOT CUT  
THE BUMP STOP  
LOCATED INSIDE  
THE DUST BOOT  
UNTIL  
STEP (2) & (3)

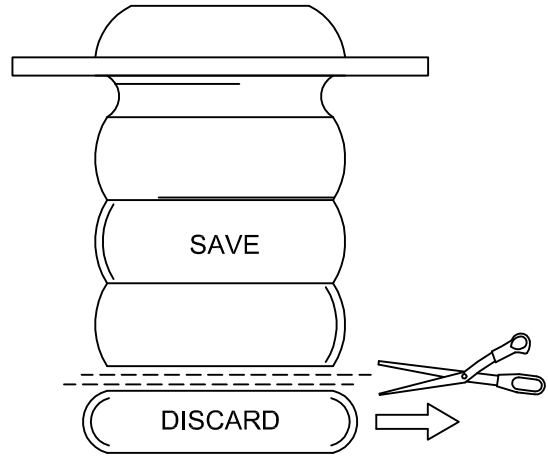


2

SAVE

DISCARD

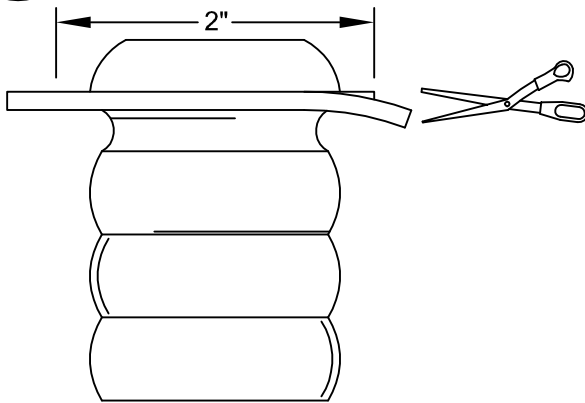
REMOVE LOWER SECTION OF BUMP STOP



3

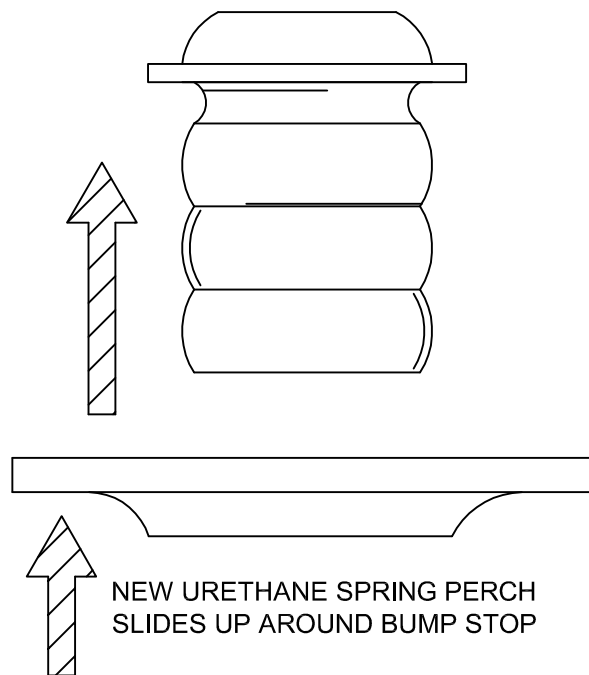
2"

TRIM OUTER EDGE FROM UPPER PART  
OF BUMP STOP TO A 2" (TWO INCHES)  
OUTSIDE DIAMETER



4

NEW URETHANE SPRING PERCH  
SLIDES UP AROUND BUMP STOP



**GROUND CONTROL**

[www.groundcontrolstore.com](http://www.groundcontrolstore.com)

3885 Dividend Drive

Shingle Springs, CA 95682

(530)677-8600 fax (530)677-9090