


90-94 Protege & 323

92-95 MX-3

91-98 Tracer

91-96 Escort

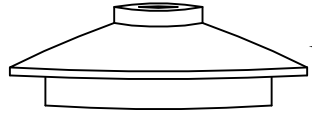
Front Kit



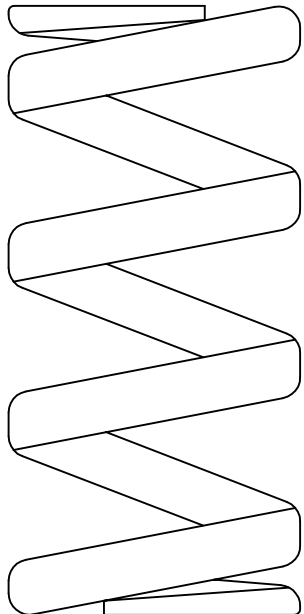
← Plastic Bearing Fits Into Recess In Top Hat

← Remove Stock Upper Spring Perch


← Stock Spring And Rubber Dust Boot Must Be Removed



← SUPPLIED ALUMINUM TOP HAT

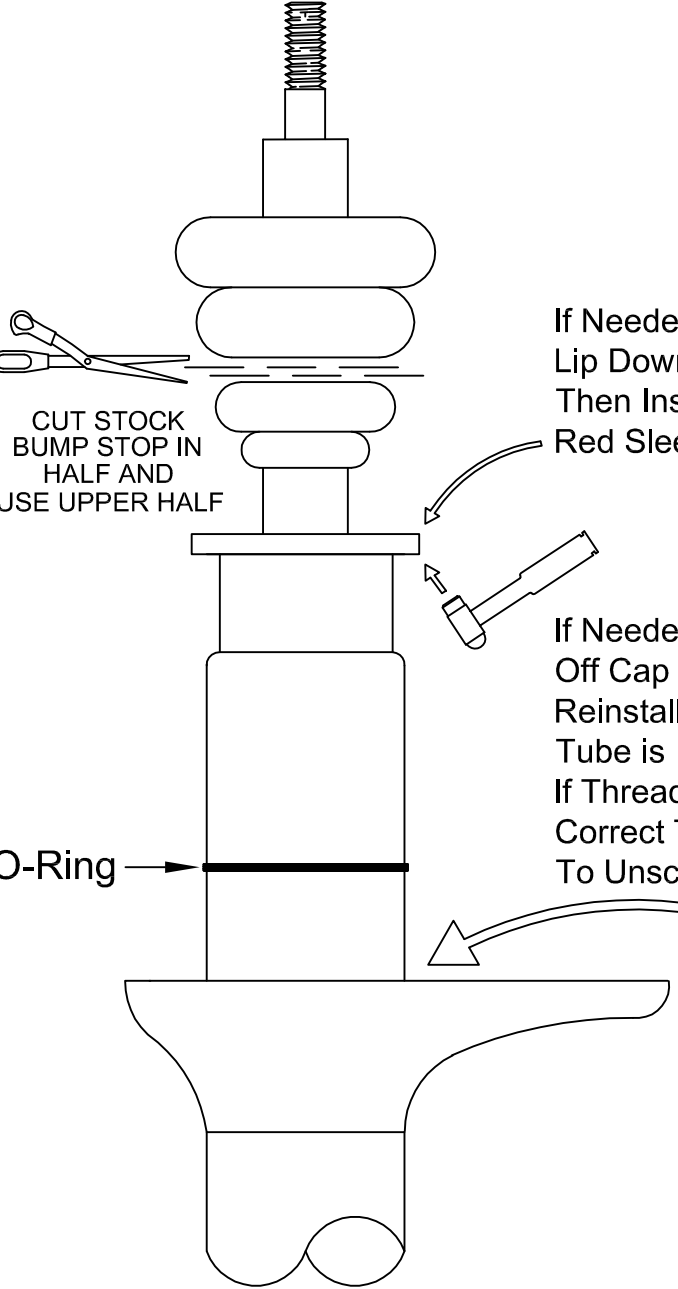


← SPRING



← ADJUSTABLE SPRING PERCH

← THREADED SLEEVE



CUT STOCK BUMP STOP IN HALF AND USE UPPER HALF

If Needed Grind Lip Down To 2" Then Install Red Sleeve

If Needed Knock Off Cap And Reinstall After Tube is Installed If Threaded Use Correct Tool To Unscrew

O-Ring

GROUND CONTROL
www.groundcontrolstore.com
 3885 Dividend Drive
 Shingle Springs, CA 95682
 (530)677-8600 fax (530)677-9090