

Customizing your sit-stand Invigo Desk

- Invigo is a highly configurable series of sit to stand desks that can be specified in a range of sizes and finishes.
- On a high quality three-stage, dual motor lift base with three programmable positions, Invigo desks raise from 25” to 51” inches in height.
- Desks may be fitted with a variety of wire management, storage, decorative and computer accessories.
- All desks are made to order and require an extended production time. For a list of priority configurations available sooner, please visit our link [here](#) for quick ship Invigo Desks.

Here are seven steps to customize Copeland Invigo Desk:

Step 1. Choose Size

	Medium Length <-----> Long Length			
Standard Depth	26D x 54W	26D x 60W	26D x 66W	26D x 72W
Extended Depth	30D x 54W	30D x 60W	30D x 66W	30D x 72W

Step 2. Choose Hardwoods

- Copeland selects hardwoods with a long history of sales performance in the North American marketplace.
- These well established species remain prized and continue to attract top dollar with consumers.

- **CHERRY** offers superior woodworking characteristics. A strong hardwood with a subtle grain pattern add a uniform texture, its color darkens with exposure to sunlight. It is important to understand that exposure to light accelerates the natural oxidization process. An objects left on a cherry wood surface for an extended period of time may retard the aging process in a limited area. Simply remove the object and, over time, the surface will attain a uniform reddish brown color.




Natural Cherry
(03)




Autumn
Cherry (23)



Cognac Cherry
(33)



Saddle Cherry
(43)



Smoke
Cherry (53)


- **OAK** is a dense wood known for its great strength and hardness. The wood is very resistant to insect and fungal attack because of its high tannin content.




Natural Oak
(07)




Bright Oak
(71)




Weathered
Oak (75)



Seared Oak
(76)




Taupe Oak
(77)



Sand Oak
(78)

- **WALNUT** is a dense wood with a uniform to highly figured grain. The color ranges from light gray-brown to dark purplish-brown. Its rich patina deepens with age.



Natural
Walnut (04)

Would you like to see hardwood samples first? Fill out Sample Request form [here!](#)

Step 3. Choose Base Color (Legs)



Black (B)



White (W)

Step 4. Add Desk Accessories

Each desk includes three locations that can be configured for optional desktop accessories.

Desk Accessories



Grommet (G)

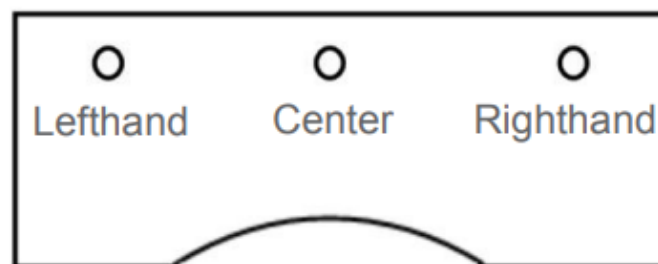


Powered Insert (P)



Monitor Arm (M)

Desk Locations



GRAYSON
LIVING

GRAYSON
HOME

Step 5. Add Pencil Drawer or Keyboard Tray



Pencil Drawer (D)



Keyboard Tray (K)

Step 6. Add Modesty Panel



Modesty Panel (M) - Front View



Modesty Panel (M) - Back View

Step 7. Add Wood Covering



No Wood Legs (N)



Wood Legs (W)

All Set!

Would you like to see how it looks?



- **Finish:** Natural Walnut (O4)
- **Base Color:** Black (B)
- Recommended for affordability and functionality.



- **Finish:** Natural Walnut (O4)
- **Base Color:** Black (B)
- **Added:** Desk accessories on left and right (see step 4 for more details)
- Recommended for organizations and additional adaptability.



- **Finish:** Natural Walnut (O4)
- **Base Color:** Black (B)
- **Added:**
 - Desk accessories on left and right (see step 4)
 - Pencil drawer (D) or keyboard tray (K) (see step 5)
 - Modesty panel (M) (see step 6)
 - Wood Legs (W) (see step 7)
- Recommended for cohesive design and visual privacy.

What's included:



Wire Management Tray



Controller