

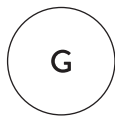
## FINDING YOUR RING SIZE

To ensure correct sizing please print this document on A4 paper ensuring scaling is set to 100%.  
Your ring sizer should measure 150mm in length.

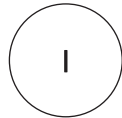
### OPTION 1

Measure the diameter of your ring in mm and match below or place a well-fitting plain band ring onto the chart, matching the inside edge to a circle that best fits.

**Tip:** If you are between sizes, we suggest ordering the next size up.



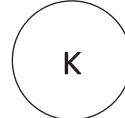
14.38mm



15.10mm



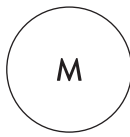
15.49mm



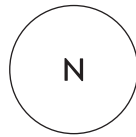
15.90mm



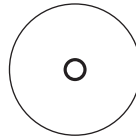
16.31mm



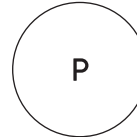
16.71mm



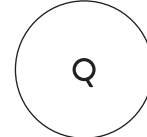
17.12mm



17.53mm



17.93mm



18.34mm

### OPTION 2

Print and cut out the ring sizer below. Loop around finger and place end through slit. The letter that appears closest to the slit is your ring size.

**Tip:** If you are between sizes, we suggest ordering the next size up.  
Make sure ring sizer measures 150mm.

