

POLARIS XPEDITION REAR SPEAKER ADAPTERS

PART #: UTVS-XPD-RSA

PARTS LIST:

Rear Overhead Speaker Adapters	x2
Speaker Wire Harness	x2
Mounting Hardware:	
Button Head Screws	x12
Black Countersunk Screws	x8

RECOMMENDED PRODUCTS:

SIGNATURE SERIES 6.5" SPEAKERS

PART #: UTVS-654


*SOLD SEPARATELY



RGB LED 6.5" SPEAKER RINGS

PART #: UTVS-65LSR


*SOLD SEPARATELY



Remove the two screws shown here



Pull off the speaker and unplug from the OEM plug




Remove the 4 screws on the speaker grille



Remove the 4 screws on the speaker mount



Unplug the OEM speaker from the enclosure



Place the UTV Stereo speaker mount onto the OEM enclosure and secure using included hardware



Connect the speaker wire harness to the UTV Stereo Speaker



Plug in the speaker to the OEM plug



Place the speaker into the enclosure and secure using included hardware



Place enclosure back into the vehicle and plug in before securing to the roof



Use the same OEM screws to secure the enclosure to the roof



Repeat for the other side

UTV Stereo
PERFORMANCE AUDIO

We are here to help! Reach out to us at info@utvstereo.com or call us at 480.616.2299