


# MT-U Series: SATA Hard Disk /SSD Duplicator and Eraser



MT-U series is a professional SATA HDD duplicator, specially designed for high volume duplication. U-Reach adopted a unique multitasking technology that can simultaneously copy up to 23 targets with a high transfer speed of 30 GB per minute. We guarantee the highest productivity without speed degradation, even as the number of targets increase.

## Features

### Operation Type

Stand-alone, FPGA-based operation  
(Non PC-based system design).

### Bandwidth Performance

Speed transfers of up to 30.0GB/min.  
(500MB/sec.) Dedicated bandwidth  
enables high-volume replications  
without speed degradation.

### Modular Cabling Design

Modular-designed ports effectively  
reduce downtime and is cost-effective  
for long-term ownership.

### Event Log Management

- Records: operating durations, individual port copy progressions, connected device models, capacities, serial numbers, and PASS or FAIL results.
- Device writing/reading speeds are recorded.
- Log report files are generated through Port #1 or through the U-Reach PC Link Software Utility.

### Controller Design

Embedded controller is designed to support  
capacities over 18TB+. Constant improvement  
supports latest market-available devices.




### Read-Only Source Port

There is no option to disable this built-in  
feature and it is integrated with all U-Reach  
duplicators.

### Real-Time PC Monitoring

View live status for: writing/reading speed,  
total capacity, current function progress per  
port.

## Product Models

Photos	Models	Target Ports	Product Dimensions	Package Dimensions	Package Weight
	MT800U	1:7	36 x 29 x 19 cm	49 x 44 x 31 cm	9 Kg
	MT1600U	1:15	60 x 38 x 25 cm	76 x 50 x 37 cm	12.5 Kg
	MT2400U	1:23	60 x 51 x 23.1 cm	78 x 66 x 43 cm	15 Kg

## Standard Package



Duplicator x 1



SATA Cable U1402\*



Power Cord x 1



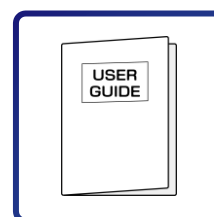
Grounding Cable x 1



USB Cable for PC Link x 1



PC Link Software Disc x 1



User Manual x 1

\*U1402: MT800 has 8pcs; MT1600 has 16pcs; MT2400 has 24pcs.

## Optional Accessories

U1402



SATA Cable

U1202




eSATA Cable

P1051



M.2 (NGFF)  
Adapter

P1040



microSATA  
Adapter

P1053



CFast  
Adapter

P1041



mSATA Adapter

TB1602



SATA DOM  
Adapter\*

\*There are 3 types of power supply for SATA DOM cards. Please double check before purchase.

## Specifications

Maximum Speed Supported	30.0GB/min *Actual performance is dependent on device transfer speeds*
Supported Formats	<ul style="list-style-type: none"> <li>• Quick Copy (System and Files): FAT16/32/exFAT, Windows (NTFS), Linux(Ext2/Ext3/Ext4/LVM), and Mac(HFS/HFS+/HFSX)</li> <li>• Whole Device Copy: All formats, including proprietary formats.</li> <li>• GPT, MBR, and Advanced Formats.</li> </ul>
Supported Capacity	Over 18TB+.
Supported OS	All (Windows, Mac, Linux, and other proprietary systems)
Operation Mode	Standalone, FPGA-based Operation
Language	English, Japanese

## Functions

Copy Modes	Quick Copy (System and Files) / All Partitions / Whole Device / Percentage Copy
Compare (Verification)	Bit-by-bit data comparison from the source device to target device(s).
Sanitization Modes	Quick Erase, Full Erase (NIST 800-88 ), DoD Erase (DoD 5220.22-M), 7-Pass Erase (DoD 5220.22-M(ECE)), Secure Erase (NIST 800-88) , Enhanced Secure Erase.
Skip Bad Sectors	Skip the number of bad sectors during Copy/Compare/Erase.
Minimum Speed	Disable or set minimum threshold speed to drop the slowest device.
HPA Copy Modes	Allows user to choose various HPA replication methods.
Clear HPA at Erase	Keep or clear HPA settings during sanitization process.
Log Manager	Manage and export log reports.
Others	Copy/Skip Unknow Format, Erase Source Port, Transfer Modes, Device Power-up/down Time.

## Compatibilities

Compatible Device	1.8"/2.5"/3.5" SATA HDD and SSDs.
Devices Require Optional Cables or Adapters	mSATA, microSATA, eSATA, M.2(NGFF), CFast, SATA DOM
Compatible Protocol	All MT-U Series require SATA III supported device(s).

## Hardware Specifications

LCD Display	2x20 Backlit Monochrome LCD Display	
LEDs	3 LED Indicators per Port: Yellow (Power), Green (Pass), Red (Fail)	
Control Panel	4 Push Buttons (▲, ▼, OK, ESC)	
Power Requirements	Universal Power: 115V AC or 230V AC, 50/60Hz	
Temperature	Working: 0°C ~ 60°C	Storage: -20°C ~ 85°C
Humidity	Working: 20% ~ 80%	Storage: 5% ~ 95%
Certifications	FCC, CE,RoHS, MIL-STD 810H	

**\*\*Specifications subject to change without notice.**