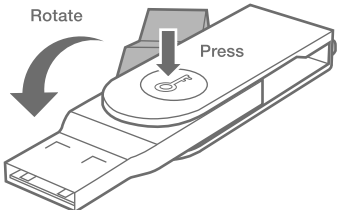





 <p>INSTRUCTION MANUAL</p>	<p>OVERVIEW</p>  <p>Page 2</p>	<p>REGISTRATION</p> <p>Register your Thetis BLE FIDO U2F key on your computer before using it. (For instructions, go to: https://thetis.io/pages/instruction)</p> <ol style="list-style-type: none"> 1 Login to your account on the website. 2 Turn on the second factor authentication. 3 Register the key once it flashes white.  <p>Page 3</p>	<p>LOG IN</p> <p>Login: To enable the key's security feature on your smartphone, please download the following apps:</p> <p>Android users - Download "Google Authenticator" app, also update Google Play to latest version.</p> <p>iOS users - Download "Smart Lock" app</p> <p>For PC:</p> <ol style="list-style-type: none"> 1. Connect the key to your PC via the USB connector. 2. Login to your personal account. 3. When the white light on the key flashes, press the button on the key. <p>Page 4</p>	<p>LOG IN</p> <p>For iOS and Android: The key will connect to your smartphone via Bluetooth (BLE).</p> <ol style="list-style-type: none"> 1. Login to your personal account on Chrome on your phone. 2. Pairing to your smartphone (first time use only) <ol style="list-style-type: none"> 2.1 Press and hold down the key's button for 5 seconds. Make sure to keep the key close to your device. Chrome will now search for the key. 2.2 Input the six digit pin (located on the back of the key). <p>Page 5</p>
---	---	---	---	--

<p>LOG IN</p> <p>3. When the app goes to the verification step, press the button on the paired key.</p>  <p>Page 6</p>	<p>LIGHT INDICATOR</p> <p>Blue Light: Your key is in pairing/verification mode. Press the button once to activate verification mode. The blue light will flash every second and if there are no verification requests, it will turn off in 15 seconds. Press and hold the button for 5 seconds to initiate pairing mode. The blue light will turn off in 1 min if there are no pairing requests.</p> <p>Red light: Your key is not functioning. If the red light flashes every 5 seconds, it's possible your key is not connected or is low on battery.</p> <p>Page 7</p>	<p>LIGHT INDICATOR</p> <p>White Light: You key is functioning and is in use. Once you connect the key to your PC via USB, the white light will turn on for 2 seconds. Your browser will then ask for registration details or verification.</p>  <p>Page 8</p>	 <p>THETIS</p> <p>For more information, visit our website: www.thetis.io/start</p> <p>FAQ / WARNING: https://thetis.io/#home-faq</p> <p>Currently Only Gmail & Github support mobile U2F protocol</p>	 <p>THETIS</p> <p>1-YEAR WARRANTY</p> <p>DATE OF PURCHASE — / — / —</p> <p>More Questions? Contact contact.thetis@gmail.com</p>
--	--	--	--	---