


EVCMC-18 EV ENERGY MANAGEMENT SYSTEM



Main Incoming Power

Utility Owned
Meter

Utility Owned
Transformer


Sub-Metering Maximum
Allowable Demand
(Upper Load Limit#1)

F-meters
MDU



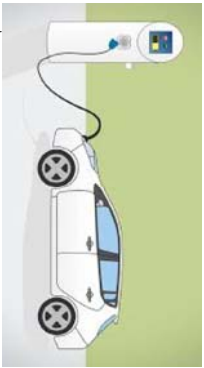
Car Loads < $\left\{ \begin{array}{l} \text{Upper Load Limit\#1} \\ \text{OR} \\ \text{Upper Load Limit\#2} \end{array} \right.$

Metering Maximum Ampacity
(Upper load Limit#2)



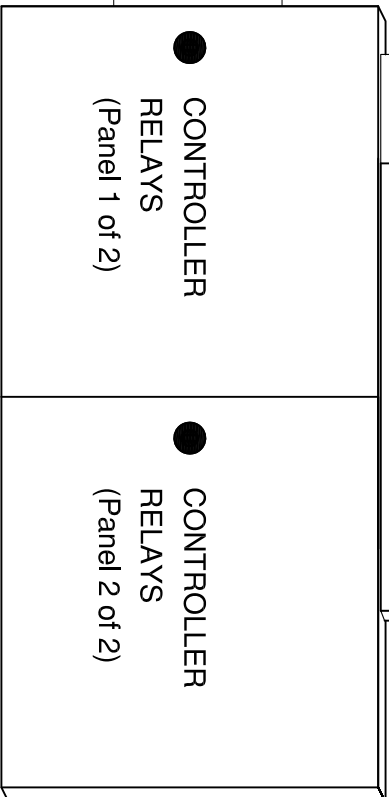
EV CHARGING STATION#01

208V, 40A



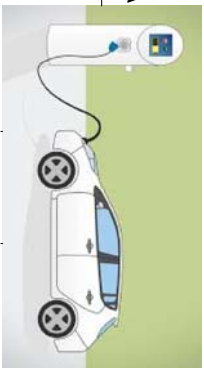
EV CHARGING STATION#09

208V, 40A



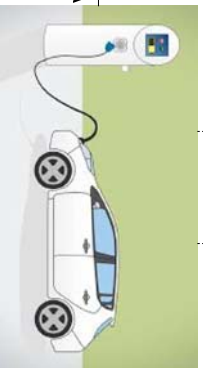
EV CHARGING STATION#12

208V, 40A



EV CHARGING STATION#20


208V, 40A



1125 Squires Beach Road
Pickering, Ontario L1W 3T9
Phone: (905) 839-9199
Fax: (905) 839-9198
intellimeter.on.ca

Project Name:
Distributor:
Engineer:
P.O.#
Contractor:
Date: 31/12/2020 Rev.
Project #:
Drawing #:
Drawn by: Hossain Pakhn
Checked:
Drawing:

EVCMC-18 EV ENERGY MANAGEMENT SYSTEM i-meter45 Meter and Power Relays Wiring Diagram

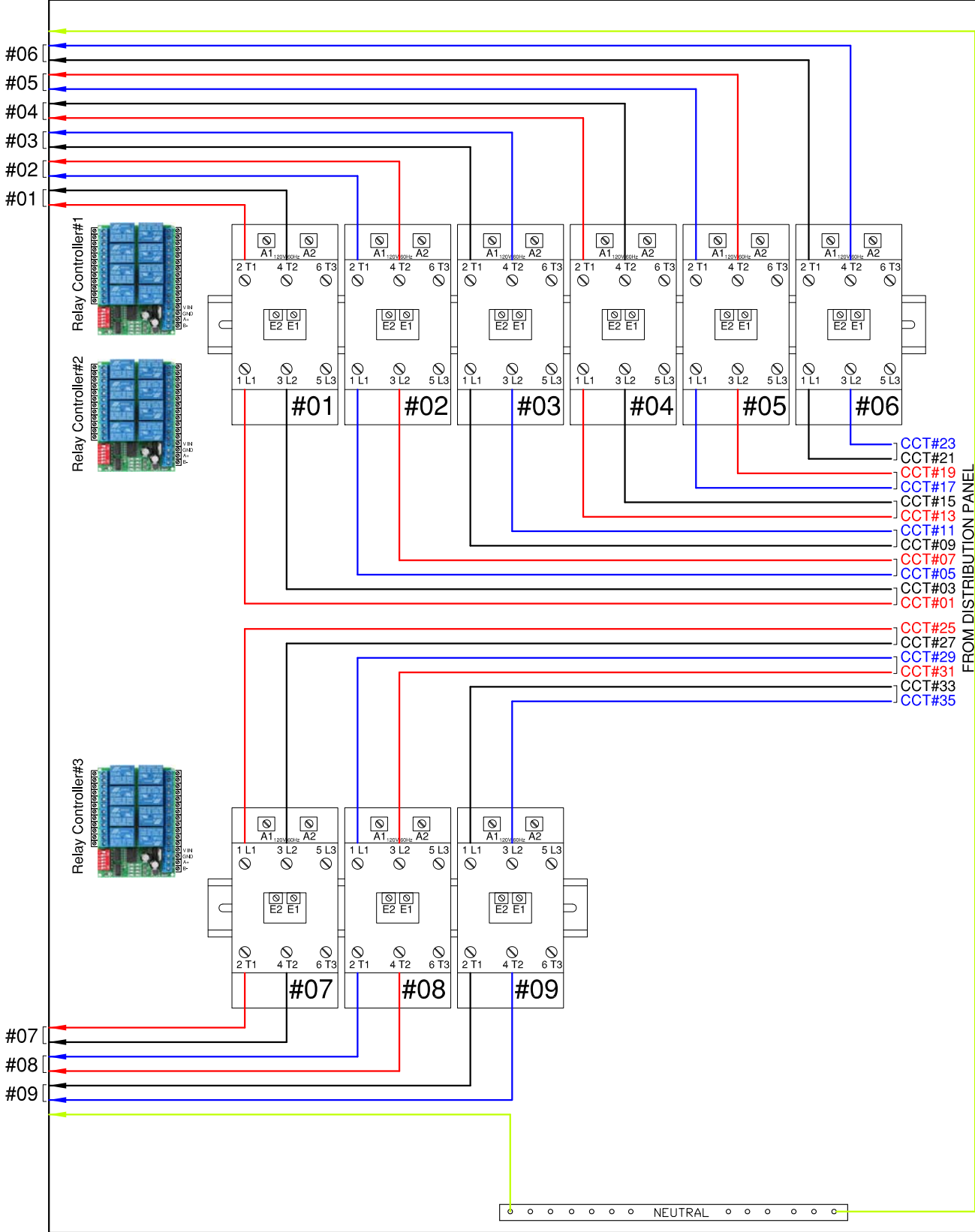


EVCMC-18 EV ENERGY MANAGEMENT SYSTEM

Contactor with Mechanical Latch Power Wiring Diagram

24"X20"X10" Enclosure (Panel 1 of 2)

TO CAR CHARGERS



24"

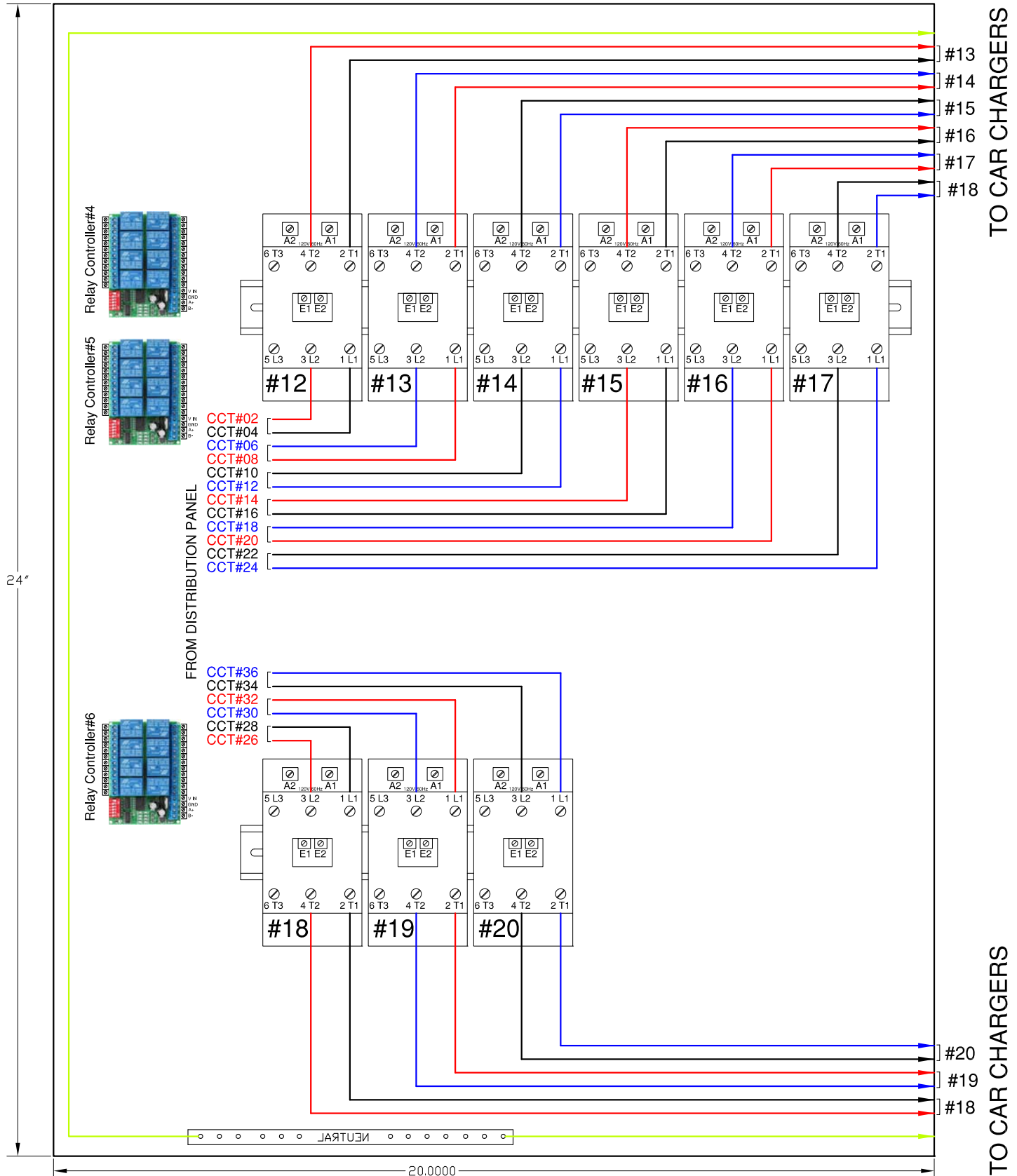
TO CAR CHARGERS

20.0000

EVCMC-18 EV ENERGY MANAGEMENT SYSTEM

Contactor with Mechanical Latch Power Wiring Diagram

24"X20"X10" Enclosure (Panel 2 of 2)



EVCMC-18 EV ENERGY MANAGEMENT SYSTEM

Contactor with Mechanical Latch to Relay board Wiring Diagram

24"X20"X10" Enclosure (Panel 1 of 2)

